

WESTERN



AUSTRALIA

Statistical Register

of

Western Australia

for

1936-37

and previous years

Compiled from Official Returns,

S. BENNETT, F.I.A.,

Government Statistician.

PERTH:

BY AUTHORITY: FRED. WM. SIMPSON, GOVERNMENT PRINTER.

1938

This page was added on 11 January 2013 to include the Disclaimer below.

No other amendments were made to this product.

DISCLAIMER

Users are warned that this historic issue of this publication series may contain language or views which, reflecting the authors' attitudes or that of the period in which the item was written, may be considered to be inappropriate or offensive today.

WESTERN



AUSTRALIA

Statistical Register

of

Western Australia

for

1936-37

and previous years

Compiled from Official Returns,

S. BENNETT, F.I.A.,

Government Statistician.

PERTH:

BY AUTHORITY: FRED. WM. SIMPSON, GOVERNMENT PRINTER.

1938.

F 3493/38.

NOTE.

The assistance of all Government Officers and others who have kindly supplied figures for the respective branches of business concerns under their supervision is gratefully acknowledged. I wish to express my appreciation of the valuable co-operation of the Commonwealth Statistician and his staff.

I am also indebted to Mr. W. L. Wilson, Deputy Government Statistician, for his able assistance in supervising the compilation of the various parts of the "Statistical Register," and to Mr. R. J. Little, Chief Compiler, and those officers who have had charge of sections of the tabulation.

Government Statistician's Office,
Perth, Western Australia,
18th August, 1938.

S. BENNETT,
Government Statistician.

ERRATA.

PART I.—POPULATION AND VITAL STATISTICS.

Table No. 20, Page 15.—In respect to Cause of Death No. 183, Accidental Drowning, the number of Female deaths should read "2," instead of "Nil," and the corresponding figure for Cause No. 184, Accidental Injury by Firearms, should read "2," instead of "4."

PART VII.—MINERAL STATISTICS AND WATER CONSERVATION.

Table No. 13, Page 11.—In footnote "(c)" delete the words "In addition there were" and replace by, "Includes."

GENERAL INDEX OF CONTENTS.

| | | | |
|--|----------|-------------|------|
| Map, showing Statistical Districts | Part V., | facing page | 4 |
| Average dates of Planting and Harvesting Crops in the State | | page | vii. |
| Average dates of Shearing Sheep and Lambing in the State | | " | vii. |

PART I.—POPULATION AND VITAL STATISTICS.

| | | | |
|--|----------|------|-------|
| Population | Part I., | page | 5-7 |
| Life Expectation | do. | " | 7 |
| Migration | do. | " | 8-9 |
| Births | do. | " | 9-10 |
| Births, Ex-nuptial | do. | " | 9-10 |
| Births, Legitimations | do. | " | 9-10 |
| Births, Still | do. | " | 9-10 |
| Births, Nuptial First | do. | " | 10 |
| Deaths | do. | " | 11-29 |
| Marriages | do. | " | 30-31 |
| Ministers Registered to Celebrate Marriages | do. | " | 30 |
| Naturalisation | do. | " | 31 |

PARTS II. AND III.—PUBLIC FINANCE AND ACCUMULATION.

PART II.—PUBLIC FINANCE.

| | | | |
|---|-----------|------|------|
| Public Debt | Part II., | page | 3 |
| Sinking Fund | do. | " | 3 |
| Loan Expenditure | do. | " | 3 |
| Revenue, including Taxation | do. | " | 4-5 |
| Expenditure from Consolidated Revenue according to Departments | do. | " | 6-7 |
| Expenditure from Consolidated Revenue according to Functions | do. | " | 8-10 |
| State Income Tax and Dividend Duty | do. | " | 11 |

PART III.—ACCUMULATION.

| | | | |
|---|------------|------|-------|
| Banks (Cheque-paying) | Part III., | page | 12-13 |
| Savings Banks | do. | " | 14 |
| Life Assurance | do. | " | 15-19 |
| General Insurance Companies | do. | " | 19-21 |
| State Insurance Office | do. | " | 21 |
| Friendly Societies | do. | " | 22-23 |
| Building Societies | do. | " | 22-23 |
| Co-operative and Provident Societies | do. | " | 22-23 |
| Industrial and Trade Unions | do. | " | 23 |

PART IV.—INTERCHANGE.

TRADE AND CUSTOMS.

| | | | |
|--|-----------|------|---------------------|
| Trade Report | Part IV., | page | 3-4 |
| Imports | do. | " | 5-9, 12-100, 130 |
| Exports | do. | " | 5-7, 10-12, 101-130 |
| Index to Imports | do. | " | 13-15 |
| Index to Exports | do. | " | 101-102 |
| Ships' Stores | do. | " | 128 |
| Exports of the more important Local Products | do. | " | 129 |
| Trade Summary, showing Visible Balance of Trade | do. | " | 130 |
| Customs and Excise Revenue | do. | " | 130-132 |
| Stocks in Bond | do. | " | 133 |

SHIPPING.

| | | | |
|--|-----------|------|---------|
| Vessels Entered and Cleared | Part IV., | page | 134-146 |
| Vessels Registered | do. | " | 146-147 |
| Tonnage and Cargo at each Port | do. | " | 146 |
| Construction of Vessels | do. | " | 147 |
| Wrecks and Casualties to Shipping | do. | " | 147 |
| Seamen Engaged and Discharged | do. | " | 148 |
| Ferries—Government and Private | do. | " | 148 |
| Transactions of the Fremantle Harbour Trust and Bunbury Harbour Board | do. | " | 149 |

RAILWAYS AND TRAMWAYS, MOTOR OMNIBUS SERVICES.

| | | |
|--|----------------|------------------|
| Government Railways and Tramways | Part IV., page | 150-152, 154-155 |
| Private Railways and Tramways (including Municipal) | do. " | 153-156 |
| Private Motor Omnibus Services | do. " | 154 |

POST, TELEGRAPHS AND TELEPHONES, AND MONEY ORDERS.

| | | |
|--|----------------|-----|
| Post Offices and Employees | Part IV., page | 157 |
| Revenue and Expenditure | do. " | 157 |
| Profit and Loss | do. " | 158 |
| Telegraph and Telephone Services | do. " | 158 |
| Matter Posted and Received | do. " | 159 |
| Money Order Office Transactions | do. " | 160 |
| Wireless Licenses and Radio Traffic | do. " | 161 |

PART V.—LAND SETTLEMENT, AGRICULTURE, LIVE STOCK, AND METEOROLOGICAL STATISTICS.

| | | |
|--|---------------|----------------------|
| Land Settlement | Part V., page | 5-15 |
| Agricultural Bank Transactions | do. " | 7 |
| Industries Assistance Board—Advances, Expenditure, Repayments | do. " | 7, 8 |
| Agricultural Bank—Soldier Settlement Advances | do. " | 8 |
| Crop Returns | do. " | 16, 17, 20-23, 29-50 |
| Wheat and Other Cereals Crops | do. " | 16, 17, 20-23 |
| Permanent Improvements | do. " | 13-15 |
| Root Crops, Market Gardens, Nurseries, Tobacco, Tomatoes | do. " | 16, 17, 38-41 |
| Wine Production | do. " | 17, 49 |
| Dried Fruit—Production of | do. " | 17, 49 |
| Irrigation | do. " | 18-19 |
| Research Stations and Agricultural Colleges | do. " | 24 |
| Seed Wheat used | do. " | 25-28 |
| Manure used | do. " | 25-28 |
| Wheat acreage classified according to yield | do. " | 29-31 |
| Ensilage | do. " | 35-37, 51 |
| Fruit, Orchards and Vineyards | do. " | 16, 17, 42-50 |
| Imports of Fruit, Fruit Trees and Plants | do. " | 49 |
| Dairying | do. " | 51-55 |
| Poultry Farming | do. " | 51, 56-59 |
| Bee Farming | do. " | 51, 56-59 |
| Live Stock | do. " | 60-75 |
| Live Stock according to Sexes | do. " | 66, 67 |
| Loss of Live Stock | do. " | 68 |
| Lambing and Calving | do. " | 68 |
| Slaughtering of Live Stock | do. " | 68 |
| Wool Clip and Number of Sheep Shorn | do. " | 68, 70-75 |
| Imports and Exports of Live Stock | do. " | 69 |
| Classification of Sheep Flocks | do. " | 69 |
| Pearl and Pearl-shell Fisheries | do. " | 76 |
| General Fisheries | do. " | 76 |
| Agricultural and Pastoral Labour | do. " | 77-81 |
| Wholesale Prices of Agricultural, Pastoral, Orchard and Farm-yard Produce | do. " | 82-93 |
| Wheat and Wool—Average Price—1901 to 1937 | do. " | 94 |
| Value of Production | do. " | 95-97 |
| Meteorological Statistics | do. " | 98-107 |
| Mixed Farming—Wheat Growing combined with Sheep, Pigs and Dairying | do. " | 108-110 |
| Index | do. " | 111 |

PART VI.—INDUSTRIAL ESTABLISHMENTS.

| | | |
|---|----------------|-------|
| Establishments and Average Number of Persons Employed | Part VI., page | 3 |
| Value of: Land and Buildings, Plant and Machinery, Salaries and Wages, Material used, Containers, Fuel consumed, etc., Total Output and Net Production | do. " | 4-9 |
| Relationship of Cost to Output | do. " | 10 |
| Number of Establishments, Employment and Average time in operation | do. " | 11-17 |
| Mid-monthly Employment | do. " | 18 |
| Establishments Classified according to Number of Hands | do. " | 19-22 |
| Establishments in each Division of the State | do. " | 22-24 |
| Engines employed to drive Machinery—Rated Horse-power | do. " | 25 |
| Fuel, Power and Light used in each Class of Industry | do. " | 26 |

PART VI.—INDUSTRIAL ESTABLISHMENTS—*continued.*

| | | |
|--|----------------|-------|
| Net Value of Production in each Class of Industry | Part VI., page | 27 |
| Net Value of Production per Employee in each Class of Industry | do. " | 27 |
| Average Amount of Salaries and Wages paid per Employee ... | do. " | 28 |
| Depreciation according to Class of Industry | do. " | 29 |
| Principal Articles Manufactured | do. " | 29 |
| Lime, Plaster, Asphalt, and Cement Works | do. " | 30 |
| Brick, Tile, and Pipe Works, and Potteries | do. " | 30 |
| Tanneries | do. " | 31 |
| Boot Factories | do. " | 31 |
| Flour Mills | do. " | 32 |
| Confectionery Works | do. " | 32 |
| Jam, Pickle, Sauce, and Vinegar Works | do. " | 33 |
| Bacon Factories | do. " | 33 |
| Butter Factories | do. " | 34 |
| Aerated Water and Cordial Factories | do. " | 34 |
| Breweries | do. " | 35 |
| Tobacco, Cigar, and Cigarette Factories | do. " | 35 |
| Forest Saw Mills | do. " | 36 |
| Electric Light and Power Works | do. " | 36 |
| Gas Works | do. " | 37 |
| Employment Index | do. " | 37 |
| Rates of Wages (established under Awards of Arbitration Court, etc.) | do. " | 38-44 |

PART VII.—MINERAL STATISTICS AND WATER CONSERVATION.

MINERAL STATISTICS.

| | | |
|---|-----------------|-------|
| Gold Production | Part VII., page | 5-10 |
| Silver Production | do. " | 5, 10 |
| Ores and Minerals other than Gold and Silver | do. " | 5, 11 |
| Dividends Paid by W.A. Gold Mining Companies | do. " | 5, 12 |
| Gold Produced in each Goldfield, 1886-1936 | do. " | 6 |
| Gold Miners Employed | do. " | 7 |
| Mining Leases | do. " | 7, 8 |
| Mining Machinery | do. " | 7, 9 |
| Mineral Leases under the Mining Act | do. " | 8 |
| Royal Mint, Cost of Construction, Revenue and Expenditure ... | do. " | 8 |
| State Batteries | do. " | 9 |
| Mining Accidents | do. " | 9 |
| Miners Employed—Other than Goldminers | do. " | 11 |

WATER CONSERVATION.

| | | |
|--|-----------------|--------|
| Goldfields Water Supply | Part VII., page | 12, 13 |
| Metropolitan Water Supply, Sewerage, and Drainage | do. " | 13, 14 |
| Water Supply of certain Towns | do. " | 14, 15 |
| Agricultural Water Supply | do. " | 14 |
| Artesian and Sub-Artesian Waters | do. " | 14, 15 |
| Railway Water Supply | do. " | 15 |
| Water Boards not Controlled by Public Works Department ... | do. " | 15 |

PART VIII.—LAW, CRIME, Etc.

| | | |
|---|------------------|--------|
| Land Titles and Deeds | Part VIII., page | 3 |
| Supreme Court | do. " | 4, 5 |
| Magistrates' Courts—Charges, Commitments, Convictions, etc. | do. " | 6-9 |
| Higher Courts—Charges, Convictions, etc. | do. " | 10-13 |
| Court Sessions | do. " | 13, 14 |
| Gaols and Prisoners | do. " | 15, 16 |

PART IX.—HOSPITALS, CHARITABLE INSTITUTIONS, Etc.

| | | |
|---|----------------|--------|
| Departmental and Assisted Hospitals | Part IX., page | 5-11 |
| Mental Hospitals | do. " | 11-12 |
| Infant Health Centres | do. " | 12 |
| State Homes for the Aged and Infirm | do. " | 13 |
| Orphanages | do. " | 13, 14 |
| Government Receiving Depot | do. " | 14 |
| State Children | do. " | 13, 14 |
| Street Trading by Children | do. " | 14 |
| Native Institutions | do. " | 15 |
| Other Charitable Institutions not under immediate Control of Government | do. " | 16 |

PART X.—EDUCATION, SCIENCE, AND ART.

| | | | |
|--|----------|------|------|
| Government Expenditure on Education, Science, and Art ... | Part X., | page | 3, 4 |
| Receipts of Education Department | do. | " | 3 |
| Classification of Teachers in Government Primary Schools ... | do. | " | 3 |
| Enrolment and Attendance and Cost per Head of Scholars in | | | |
| Government Primary Schools | do. | " | 3, 4 |
| Private Schools | do. | " | 4 |
| Religious Instruction in Government Schools | do. | " | 5 |
| Compulsion and Exemption | do. | " | 5 |
| Government Exhibitions and Scholarships | do. | " | 6 |
| Government Full High Schools | do. | " | 6 |
| Technical Schools in Western Australia | do. | " | 7 |
| Manual Training and Household Management | do. | " | 7 |
| Business Colleges, etc. | do. | " | 8 |
| Orphanage Schools | do. | " | 8 |
| Free Kindergarten Schools | do. | " | 8 |
| School of Mines of Western Australia | do. | " | 8 |
| University of Western Australia | do. | " | 9 |
| Public Library, Museum and Art Gallery of Western Australia | do. | " | 10 |

PARTS XI. AND XII.—LOCAL GOVERNMENT AND MISCELLANEOUS.

PART XI.—LOCAL GOVERNMENT.

| | | | |
|---|-----------|------|------------|
| Municipalities | Part XI., | page | 5-11 |
| Municipal Electricity and Gas Undertakings | do. | " | 6, 7, 9 |
| Road Districts | do. | " | 12-28 |
| Road Districts Electricity Undertakings | do. | " | 20, 21, 25 |
| Building Permits | do. | " | 28 |
| Metropolitan Market Trust | do. | " | 28 |
| Local Boards of Health | do. | " | 29-32 |
| Water Boards | do. | " | 33 |
| Vermis Boards | do. | " | 34-37 |
| Fire Brigades | do. | " | 38 |
| Loan Indebtedness and Taxation | do. | " | 39 |

PART XII.—MISCELLANEOUS.

| | | | |
|---|------------|------|--------|
| Parliamentary Rolls and Elections, State and Commonwealth ... | Part XII., | page | 40-42 |
| Prohibition Poll | do. | " | 41 |
| Secession Referendum | do. | " | 41 |
| Referenda | do. | " | 42 |
| Workers' Homes | do. | " | 42 |
| Publications (Newspapers and Periodicals in Circulation) ... | do. | " | 42 |
| Societies, Boards, etc. | do. | " | 43 |
| State Labour Bureau | do. | " | 44, 45 |

STATISTICAL VIEW.

| | | |
|--|------|------|
| Statistical View of the Progress of Western Australia, 1829 to 1936-37 ... | page | 2-9 |
| Population, Migration, and Vital Statistics | " | 2 |
| Post and Telegraphs | " | 2 |
| Public Finance | " | 3, 4 |
| Manufacturing, Lands, Agriculture, Live Stock | " | 5 |
| Gold and Coal Production, Railways, and Savings Banks | " | 6 |
| Shipping, Imports and Exports | " | 7 |
| Exports (Produce of the State) | " | 7-9 |

TOTAL PRODUCTION.

Statements relative to the Value of Production may be found on pages 91-93 of Part V.

TIMES OF PLANTING AND HARVESTING CROPS IN W.A.

Planting—

Wheat—From April to June.

Oats—From April to June.

Barley—From April to May.

Tobacco—From August to October.

Potatoes—Metropolitan Area: From September to October. Other South-Western Areas: Winter crop, from July to August; Summer crop, from November to February.

Harvesting—

Wheat—From early November to late January.

Oats—From early November to mid-December.

Barley—From November to December.

Tobacco—From January to March.

Potatoes—Metropolitan Area: From January to March. Other South-Western Areas: Winter crop, from November to January; Summer crop, from February to May.

Wheaten Hay—From late September to early November.

Oaten Hay—From late September to mid-December.

Grapes—From early January to mid-April.

Apples—From mid-February to mid-June.

Citrus Fruit—From mid-May to late December.

SHEARING SEASON IN W.A.

Northern portion of State—March.

North-Western portion of State—From May to September.

South-Western portion of State—From September to November.

Central portion of State—From July to September.

Southern portion of State—From October to November.

LAMBING SEASON IN W.A.

Whole of the State—April to July.

1937.

—
WESTERN AUSTRALIA.

Statistical Register

for the Year

1936-37

and Previous Years.

Compiled from Official Returns.

S. BENNETT, F.I.A.,

Government Statistician.

PART I.

Population and Vital Statistics

1936.

PERTH :

BY AUTHORITY : FRED. WM. SIMPSON, GOVERNMENT PRINTER.

1937.

PART I.—POPULATION AND VITAL STATISTICS.

CONTENTS.

I.—POPULATION.

| No. | | Page |
|-----|--|------|
| 1. | Population of Western Australia at the date of each Census | 5 |
| 2. | Population of Western Australia, showing Elements of Increase, also Metropolitan Population, 1927 to 1936 | 5 |
| 3. | Population as at 30th June, and Mean Populations, 1927 to 1936 | 5 |
| 4. | Population Recorded at each Age, Census 1921 and 1933 | 6-7 |
| 5. | Australian Life Expectancy | 7 |

II.—MIGRATION.

| | | |
|----|---|---|
| 6. | Arrivals and Departures during each month of 1936 | 8 |
| 7. | Arrivals and Departures, showing Countries from which arrived or to which bound, 1936 ... | 8 |
| 8. | Arrivals and Departures, 1927 to 1936 | 9 |

III.—VITAL STATISTICS.

(a) BIRTHS.

| | | |
|-----|--|----|
| 9. | Births for each Month and Quarter of 1936 | 9 |
| 10. | Births, Summary, 1927 to 1936 | 9 |
| 11. | Births, Metropolitan Division, 1927 to 1936 | 10 |
| 12. | Births, according to Divisions, 1936 | 10 |
| 13. | Nuptial First Births—Interval after Marriage and Ages of Mothers, 1936 | 10 |
| 14. | Nuptial and Ex-nuptial Birth Rates per 1,000 women, grouped according to age and conjugal condition, 1932 to 1936 | 10 |

(b) DEATHS.

| | | |
|-----|---|-------|
| 15. | Deaths for each Month and Quarter of 1936 | 11 |
| 16. | Deaths—Metropolitan Division, 1927 to 1936 | 11 |
| 17. | Deaths—Other Divisions, 1927 to 1936 | 11 |
| 18. | Deaths—Whole State, 1927 to 1936 | 12 |
| 19. | Deaths—Age Groups, 1929 to 1936 | 12 |
| 20. | Deaths—Causes of Death, 1936 | 13-15 |
| 21. | Maternal Mortality—Ages and Issue of Mothers, 1936 | 16 |
| 22. | Maternal Mortality Rates, 1931 to 1936 | 16 |
| 23. | Deaths—Metropolitan Division—Age Groups and Classes of Disease, 1936 | 17 |
| 24. | Deaths—Other Divisions—Age Groups and Classes of Disease, 1936 | 18 |
| 25. | Deaths—Whole State—Age Groups and Classes of Disease, 1936 | 19 |
| 26. | Deaths of Children under one year, Nuptial and Ex-nuptial—Ages and Divisions, 1936 ... | 20 |
| 27. | Deaths of Children under one year, Nuptial and Ex-nuptial, for each month of 1936 ... | 20 |
| 28. | Deaths of Children under one year, for each month of 1936—Causes | 21-22 |
| 29. | Deaths of Children under two years—Age Groups and Classes of Disease, 1936 | 23 |
| 30. | Deaths—Principal Causes of Death, in Divisions, 1936 | 24 |
| 31. | Deaths—Principal Causes of Death, 1929 to 1936 | 25 |
| 32. | Deaths—Birthplaces and Age Groups, 1936 | 26 |
| 33. | Deaths from Cancer, showing Type and Seat of Disease and Age Groups, 1936 | 27 |
| 34. | Deaths from all forms of Tuberculosis, showing Age Groups and Length of Residence in Australia, 1936 | 28 |
| 35. | Deaths from Tuberculosis of the Respiratory System, showing Age Groups and Occupations—Males, 1936 | 29 |

(c) MARRIAGES.

| | | |
|-----|--|----|
| 36. | Marriages for each Month and Quarter of 1936 | 30 |
| 37. | Marriages showing Denomination of Officiating Ministers, 1927 to 1936 | 30 |
| 38. | Ministers registered for the Celebration of Marriages in Western Australia, 1928 to 1937 ... | 30 |
| 39. | Marriages—Summary, 1927 to 1936 | 31 |

IV.—NATURALIZATION.

| | | |
|-----|---|----|
| 40. | Certificates of Naturalization issued to Residents of Western Australia, 1927 to 1936, showing Birthplaces of Recipients | 31 |
|-----|---|----|

STATISTICAL REGISTER OF WESTERN AUSTRALIA.

PART I.—POPULATION AND VITAL STATISTICS.

Note.—Full-blood aboriginals, estimated to number 22,047 on 30th June, 1936, are not included in the following tables.

I.—POPULATION.

No. 1.—Population of Western Australia at the date of each Census.

| Date of Census. | Population. | | | Increase during Intercensal Period. | | | No. of Females to 100 Males. |
|-----------------------------|-------------|----------|---------|-------------------------------------|-----------|----------------------|------------------------------|
| | Males. | Females. | Total. | Numerical. | Per cent. | Per cent. per annum. | |
| 1848 (October 10th) | 2,818 | 1,804 | 4,622 | ... | ... | ... | 64.02 |
| 1854 (September 30th) | 7,779 | 3,964 | 11,743 | 7,121 | 154.07 | 16.90 | 50.96 |
| 1859 (December 31st) | 9,522 | 5,315 | 14,837 | 3,094 | 26.35 | 4.55 | 55.81 |
| 1870 (March 31st) | 15,375 | 9,410 | 24,785 | 9,948 | 67.05 | 5.14 | 61.20 |
| 1881 (April 3rd) | 17,062 | 12,646 | 29,708 | 4,923 | 19.86 | 1.66 | 74.12 |
| 1891 (April 5th) | 29,807 | 19,975 | 49,782 | 20,074 | 67.57 | 5.39 | 67.01 |
| 1901 (March 31st) | 112,875 | 71,249 | 184,124 | 134,342 | 269.86 | 13.99 | 63.12 |
| 1911 (April 3rd) | 161,565 | 120,549 | 282,114 | 97,990 | 53.22 | 4.36 | 74.61 |
| 1921 (April 4th) | 177,278 | 155,454 | 332,732 | 50,618 | 17.94 | 1.66 | 87.67 |
| 1933 (June 30th) | 233,937 | 204,915 | 438,852 | 106,120 | 31.89 | 2.28 | 87.59 |

No. 2.—Population of Western Australia, showing Elements of Increase*, also Metropolitan Population, 1927 to 1936.

| Period. | Population at end of Period. | | | Natural Increase. | | | Total Increase, including Migration.* | | | Population of Metropolitan Area at 31st Dec. |
|-------------|------------------------------|----------|---------|-------------------|----------|--------|---------------------------------------|----------|--------|--|
| | Males. | Females. | Total. | Males. | Females. | Total. | Males. | Females. | Total. | |
| 1927 | 215,851 | 184,046 | 399,897 | 2,251 | 2,838 | 5,089 | 9,054 | 5,610 | 14,664 | 195,084 |
| 1928 | 225,072 | 189,549 | 414,621 | 2,264 | 2,800 | 5,064 | 9,221 | 5,503 | 14,724 | 200,519 |
| 1929 | 231,361 | 195,276 | 426,637 | 2,076 | 3,045 | 5,121 | 6,289 | 5,727 | 12,016 | 206,312 |
| 1930 | 232,868 | 198,742 | 431,610 | 2,479 | 2,947 | 5,426 | 1,507 | 3,466 | 4,973 | 211,642 |
| 1931 | 232,397 | 201,289 | 433,686 | 2,052 | 2,816 | 4,868 | †471 | 2,547 | 2,076 | 215,798 |
| 1932 | 233,049 | 203,271 | 436,320 | 1,817 | 2,433 | 4,250 | 652 | 1,982 | 2,634 | 214,880 |
| 1933 | 234,442 | 205,822 | 440,264 | 1,608 | 2,476 | 4,084 | 1,393 | 2,551 | 3,944 | 208,131 |
| 1934 | 235,239 | 207,371 | 442,610 | 1,427 | 2,298 | 3,725 | 797 | 1,549 | 2,346 | 208,448 |
| 1935 | 237,229 | 210,516 | 447,745 | 1,672 | 2,329 | 4,001 | 1,990 | 3,145 | 5,135 | 210,365 |
| 1936 | 238,704 | 212,853 | 451,557 | 1,676 | 2,573 | 4,249 | 1,475 | 2,337 | 3,812 | 212,150 |
| 1936— | | | | | | | | | | |
| 1st Quarter | 237,881 | 211,088 | 448,969 | 415 | 639 | 1,054 | 652 | 572 | 1,224 | ... |
| 2nd Quarter | 238,389 | 211,854 | 450,243 | 437 | 684 | 1,121 | 508 | 766 | 1,274 | ... |
| 3rd Quarter | 238,680 | 212,513 | 451,193 | 417 | 619 | 1,036 | 291 | 659 | 950 | ... |
| 4th Quarter | 238,704 | 212,853 | 451,557 | 407 | 631 | 1,038 | 24 | 340 | 364 | 212,150 |

* For Migration, see Table No. 8, page 9.

† Decrease.

No. 3.—Population as at 30th June, and Mean Populations, 1927 to 1936.

| Year. | Population at 30th June. | | | Mean Population. | | | | | |
|------------|--------------------------|----------|---------|-----------------------|----------|---------|---------------------------|----------|---------|
| | Males. | Females. | Total. | Year ended 30th June. | | | Year ended 31st December. | | |
| | | | | Males. | Females. | Total. | Males. | Females. | Total. |
| 1927 | 211,119 | 180,995 | 392,114 | 207,128 | 178,652 | 385,780 | 211,045 | 181,026 | 392,071 |
| 1928 | 221,139 | 186,766 | 407,905 | 215,934 | 183,843 | 399,777 | 220,837 | 186,739 | 407,576 |
| 1929 | 228,605 | 192,458 | 421,063 | 224,987 | 189,502 | 414,489 | 228,377 | 192,379 | 420,756 |
| 1930 | 232,222 | 196,890 | 429,112 | 230,837 | 194,948 | 425,785 | 232,152 | 196,927 | 429,079 |
| 1931 | 232,122 | 200,061 | 432,183 | 232,430 | 198,592 | 431,022 | 232,297 | 200,050 | 432,347 |
| 1932 | 232,779 | 202,332 | 435,111 | 232,582 | 201,214 | 433,596 | 232,778 | 202,263 | 435,041 |
| 1933 | 233,937 | 204,915 | 438,852 | 233,297 | 203,501 | 436,798 | 233,871 | 204,817 | 438,688 |
| 1934 | 235,079 | 206,948 | 442,027 | 234,442 | 205,921 | 440,363 | 234,850 | 206,761 | 441,611 |
| 1935 | 236,578 | 209,114 | 445,692 | 235,459 | 207,701 | 443,160 | 236,409 | 208,975 | 445,384 |
| 1936 | 238,389 | 211,854 | 450,243 | 237,412 | 210,443 | 447,855 | 238,246 | 211,790 | 450,036 |

No. 4.—Population Recorded at each Age, Census 1921 and 1933.

| Age last Birthday. | Census, 4th April, 1921. | | | Census, 30th June, 1933. | | | * Increase, 1921 to 1933. |
|--------------------|--------------------------|----------|--------|--------------------------|----------|--------|------------------------------|
| | Males. | Females. | Total. | Males. | Females. | Total. | Persons. |
| 0 years | 3,978 | 3,760 | 7,738 | 3,859 | 3,725 | 7,584 | -154 |
| 1 " | 3,325 | 3,227 | 6,552 | 3,913 | 3,661 | 7,574 | 1,022 |
| 2 " | 3,210 | 3,230 | 6,440 | 4,346 | 4,077 | 8,423 | 1,983 |
| 3 " | 3,525 | 3,302 | 6,827 | 4,253 | 4,198 | 8,451 | 1,624 |
| 4 " | 3,766 | 3,654 | 7,420 | 4,159 | 4,106 | 8,265 | 845 |
| 5 " | 3,824 | 3,673 | 7,497 | 4,213 | 4,066 | 8,279 | 782 |
| 6 " | 4,025 | 4,046 | 8,071 | 4,181 | 3,968 | 8,149 | 78 |
| 7 " | 3,946 | 3,891 | 7,837 | 4,252 | 4,029 | 8,281 | 444 |
| 8 " | 3,668 | 3,583 | 7,251 | 4,084 | 4,025 | 8,109 | 858 |
| 9 " | 3,686 | 3,542 | 7,228 | 4,051 | 3,924 | 7,975 | 747 |
| 10 " | 3,585 | 3,516 | 7,101 | 4,227 | 4,006 | 8,233 | 1,132 |
| 11 " | 3,434 | 3,368 | 6,802 | 4,112 | 4,005 | 8,117 | 1,315 |
| 12 " | 3,479 | 3,513 | 6,992 | 4,209 | 4,092 | 8,301 | 1,309 |
| 13 " | 3,597 | 3,342 | 6,939 | 3,976 | 3,824 | 7,800 | 861 |
| 14 " | 3,398 | 3,301 | 6,699 | 3,411 | 3,396 | 6,807 | 108 |
| 15 " | 3,268 | 3,172 | 6,440 | 3,677 | 3,566 | 7,243 | 803 |
| 16 " | 3,060 | 3,115 | 6,184 | 4,017 | 3,755 | 7,772 | 1,588 |
| 17 " | 3,022 | 2,987 | 6,009 | 4,070 | 3,889 | 7,959 | 1,950 |
| 18 " | 2,892 | 2,893 | 5,785 | 4,341 | 4,147 | 8,488 | 2,703 |
| 19 " | 2,694 | 2,556 | 5,250 | 4,284 | 4,167 | 8,451 | 3,201 |
| 20 " | 2,955 | 2,784 | 5,739 | 4,121 | 3,863 | 7,984 | 2,245 |
| 21 " | 2,814 | 2,846 | 5,660 | 4,142 | 3,881 | 8,023 | 2,363 |
| 22 " | 2,550 | 2,544 | 5,094 | 4,073 | 3,717 | 7,790 | 2,696 |
| 23 " | 2,328 | 2,321 | 4,649 | 4,247 | 3,732 | 7,979 | 3,330 |
| 24 " | 2,263 | 2,364 | 4,627 | 4,290 | 3,863 | 8,153 | 3,526 |
| 25 " | 2,256 | 2,442 | 4,698 | 4,510 | 3,704 | 8,214 | 3,516 |
| 26 " | 2,450 | 2,430 | 4,880 | 4,379 | 3,540 | 7,919 | 3,039 |
| 27 " | 2,482 | 2,494 | 4,976 | 4,389 | 3,421 | 7,810 | 2,834 |
| 28 " | 2,713 | 2,441 | 5,154 | 4,540 | 3,548 | 8,088 | 2,934 |
| 29 " | 2,394 | 2,327 | 4,721 | 4,443 | 3,297 | 7,740 | 3,019 |
| 30 " | 2,718 | 2,366 | 5,084 | 4,427 | 3,254 | 7,681 | 2,597 |
| 31 " | 2,506 | 2,194 | 4,700 | 3,747 | 2,826 | 6,573 | 1,873 |
| 32 " | 2,738 | 2,410 | 5,148 | 4,441 | 3,242 | 7,683 | 2,535 |
| 33 " | 2,570 | 2,211 | 4,781 | 4,226 | 3,336 | 7,562 | 2,781 |
| 34 " | 2,396 | 2,187 | 4,583 | 3,504 | 2,730 | 6,234 | 1,651 |
| 35 " | 2,359 | 2,130 | 4,489 | 3,343 | 2,762 | 6,105 | 1,616 |
| 36 " | 2,529 | 2,212 | 4,741 | 3,027 | 2,576 | 5,603 | 862 |
| 37 " | 2,445 | 2,052 | 4,497 | 2,805 | 2,630 | 5,435 | 938 |
| 38 " | 2,498 | 2,138 | 4,636 | 3,068 | 2,879 | 5,947 | 1,311 |
| 39 " | 2,426 | 2,133 | 4,559 | 3,050 | 2,700 | 5,750 | 1,191 |
| 40 " | 2,770 | 2,197 | 4,967 | 3,133 | 2,851 | 5,984 | 1,017 |
| 41 " | 2,607 | 2,105 | 4,712 | 2,539 | 2,295 | 4,834 | 122 |
| 42 " | 2,480 | 1,991 | 4,471 | 2,973 | 2,621 | 5,594 | 1,123 |
| 43 " | 2,342 | 1,929 | 4,271 | 2,815 | 2,491 | 5,306 | 1,035 |
| 44 " | 2,504 | 1,960 | 4,464 | 2,653 | 2,305 | 4,958 | 494 |
| 45 " | 2,612 | 1,950 | 4,562 | 2,924 | 2,473 | 5,397 | 835 |
| 46 " | 2,506 | 1,910 | 4,416 | 2,460 | 2,196 | 4,656 | 240 |
| 47 " | 2,284 | 1,789 | 4,073 | 2,389 | 2,102 | 4,491 | 418 |
| 48 " | 2,684 | 1,900 | 4,584 | 2,603 | 2,225 | 4,828 | 244 |
| 49 " | 2,275 | 1,587 | 3,842 | 2,447 | 2,050 | 4,497 | 655 |
| 50 " | 2,614 | 1,782 | 4,396 | 2,623 | 2,287 | 4,910 | 514 |
| 51 " | 2,300 | 1,492 | 3,792 | 1,986 | 1,651 | 3,637 | -155 |
| 52 " | 2,174 | 1,467 | 3,641 | 2,565 | 2,064 | 4,629 | 988 |
| 53 " | 2,000 | 1,333 | 3,333 | 2,434 | 2,028 | 4,462 | 1,129 |
| 54 " | 2,020 | 1,262 | 3,282 | 2,287 | 1,902 | 4,189 | 907 |
| 55 " | 1,852 | 1,128 | 2,980 | 2,046 | 1,716 | 3,762 | 782 |
| 56 " | 1,840 | 1,155 | 2,995 | 2,109 | 1,743 | 3,852 | 857 |
| 57 " | 1,544 | 1,018 | 2,562 | 2,011 | 1,650 | 3,661 | 1,099 |
| 58 " | 1,623 | 940 | 2,563 | 2,198 | 1,771 | 3,969 | 1,406 |
| 59 " | 1,422 | 841 | 2,263 | 2,006 | 1,577 | 3,583 | 1,320 |
| 60 " | 1,512 | 841 | 2,353 | 2,188 | 1,809 | 3,997 | 1,644 |
| 61 " | 1,159 | 710 | 1,869 | 1,671 | 1,261 | 2,932 | 1,063 |
| 62 " | 1,018 | 676 | 1,694 | 1,854 | 1,464 | 3,318 | 1,624 |
| 63 " | 942 | 636 | 1,578 | 1,904 | 1,471 | 3,375 | 1,797 |
| 64 " | 895 | 578 | 1,473 | 1,658 | 1,273 | 2,931 | 1,458 |
| 65 " | 805 | 568 | 1,373 | 1,618 | 1,265 | 2,883 | 1,510 |
| 66 " | 718 | 457 | 1,175 | 1,410 | 1,065 | 2,475 | 1,300 |
| 67 " | 554 | 374 | 928 | 1,413 | 962 | 2,375 | 1,447 |
| 68 " | 501 | 380 | 881 | 1,262 | 985 | 2,247 | 1,366 |
| 69 " | 442 | 323 | 765 | 1,127 | 832 | 1,959 | 1,194 |

* Minus sign (—) denotes Decrease.

No. 4.—Population Recorded at each Age, Census 1921 and 1933.—*continued.*

| Age last Birthday. | Census, 4th April, 1921. | | | Census, 30th June, 1933. | | | * Increase, 1921 to 1933. Persons. |
|--------------------|--------------------------|----------|---------|--------------------------|----------|---------|--|
| | Males. | Females. | Total. | Males. | Females. | Total. | |
| 70 years | 440 | 344 | 784 | 1,045 | 854 | 1,899 | 1,115 |
| 71 " | 354 | 259 | 613 | 885 | 575 | 1,460 | 847 |
| 72 " | 319 | 269 | 588 | 893 | 614 | 1,507 | 919 |
| 73 " | 303 | 211 | 514 | 744 | 542 | 1,286 | 772 |
| 74 " | 247 | 209 | 456 | 621 | 464 | 1,085 | 629 |
| 75 " | 197 | 182 | 379 | 508 | 452 | 960 | 581 |
| 76 " | 218 | 175 | 393 | 468 | 366 | 834 | 441 |
| 77 " | 159 | 163 | 322 | 373 | 333 | 706 | 384 |
| 78 " | 155 | 127 | 282 | 285 | 264 | 549 | 267 |
| 79 " | 130 | 99 | 229 | 267 | 192 | 459 | 230 |
| 80 " | 107 | 104 | 211 | 213 | 201 | 414 | 203 |
| 81 " | 91 | 60 | 151 | 138 | 126 | 264 | 113 |
| 82 " | 75 | 65 | 140 | 141 | 141 | 282 | 142 |
| 83 " | 48 | 49 | 97 | 135 | 111 | 246 | 149 |
| 84 " | 46 | 39 | 85 | 76 | 89 | 165 | 80 |
| 85 " | 41 | 29 | 70 | 67 | 80 | 147 | 77 |
| 86 " | 25 | 29 | 54 | 40 | 68 | 108 | 54 |
| 87 " | 23 | 39 | 62 | 52 | 54 | 106 | 44 |
| 88 " | 22 | 18 | 40 | 28 | 41 | 69 | 29 |
| 89 " | 14 | 8 | 22 | 19 | 44 | 63 | 41 |
| 90 " | 8 | 4 | 12 | 11 | 20 | 31 | 19 |
| 91 " | 6 | 6 | 12 | 8 | 8 | 16 | 4 |
| 92 " | 2 | 1 | 3 | 7 | 10 | 17 | 14 |
| 93 " | 2 | 2 | 4 | 8 | 7 | 15 | 11 |
| 94 " | 3 | 4 | 7 | 5 | 4 | 9 | 2 |
| 95 " | 5 | 3 | 8 | 6 | 1 | 7 | —1 |
| 96 " | 1 | | 1 | 1 | 3 | 4 | 3 |
| 97 " | 1 | | 3 | 1 | 5 | 6 | 3 |
| 98 " | 1 | 1 | 2 | 2 | | 2 | |
| 99 " | | | | | | | |
| 100 " | | | | 1 | 1 | 2 | 2 |
| 101 " | 1 | | 1 | 1 | | 1 | |
| 102 " | | | | 1 | | 1 | 1 |
| 103 " | | | | | | | |
| 104 " | | | | 1 | | 1 | 1 |
| Not stated | 1,454 | 997 | 2,451 | 1,173 | 733 | 1,906 | —545 |
| Total | 177,278 | 155,454 | 332,732 | 233,937 | 204,915 | 438,852 | 106,120 |
| Under 21 years | 72,346 | 70,455 | 142,801 | 85,756 | 82,489 | 168,245 | 25,444 |
| 21 years and over | 103,478 | 84,002 | 187,480 | 147,008 | 121,693 | 268,701 | 81,221 |
| Not stated | 1,454 | 997 | 2,451 | 1,173 | 733 | 1,906 | —545 |
| Total | 177,278 | 155,454 | 332,732 | 233,937 | 204,915 | 438,852 | 106,120 |

* Minus sign (—) denotes Decrease.

No. 5.—Australian Life Expectancy.

Expectation of Life at Age 0.

| Sex. | 1881—90. | 1891—1900. | 1901—10. | 1920—22. | 1932—34. |
|---------|----------------|----------------|----------------|----------------|----------------|
| Males | Years. 47·2 | Years. 51·1 | Years. 55·2 | Years. 59·2 | Years. 63·5 |
| Females | 50·8 | 54·8 | 58·8 | 63·3 | 67·1 |

II.—MIGRATION.

No. 6.—Arrivals and Departures during each Month of 1936.

| Month. | Arrivals. | | | Departures. | | | Excess of Arrivals over Departures. | | |
|-----------------|-----------|-------|--------|-------------|-------|--------|-------------------------------------|------|--------|
| | M. | F. | Total. | M. | F. | Total. | M. | F. | Total. |
| January | 1,023 | 822 | 1,845 | 1,022 | 1,020 | 2,042 | 1 | *198 | *197 |
| February | 1,068 | 1,019 | 2,087 | 990 | 982 | 1,972 | 78 | 37 | 115 |
| March | 1,238 | 1,098 | 2,336 | 1,080 | 1,004 | 2,084 | 158 | 94 | 252 |
| April | 1,128 | 974 | 2,102 | 1,072 | 950 | 2,022 | 56 | 24 | 80 |
| May | 827 | 708 | 1,535 | 898 | 772 | 1,670 | *71 | *64 | *135 |
| June | 805 | 690 | 1,495 | 719 | 568 | 1,287 | 86 | 122 | 208 |
| July | 541 | 427 | 968 | 652 | 478 | 1,130 | *111 | *51 | *162 |
| August | 697 | 589 | 1,286 | 728 | 527 | 1,255 | *31 | 62 | 31 |
| September | 885 | 694 | 1,579 | 869 | 665 | 1,534 | 16 | 29 | 45 |
| October | 870 | 658 | 1,528 | 992 | 760 | 1,752 | *102 | *102 | *224 |
| November | 896 | 770 | 1,666 | 922 | 775 | 1,697 | *26 | *5 | *31 |
| December | 1,072 | 1,091 | 2,163 | 1,307 | 1,275 | 2,582 | *235 | *184 | *419 |
| TOTAL | 11,050 | 9,540 | 20,590 | 11,251 | 9,776 | 21,027 | *201 | *236 | *437 |

* Excess of Departures over Arrivals.

No. 7.—Arrivals and Departures, showing Countries from which arrived or to which bound, 1936.

| State or Country from which Persons arrived or to which departed. | Arrivals. | | | Departures. | | | Excess of Arrivals over Departures. | | |
|---|-----------|-------|--------|-------------|-------|--------|-------------------------------------|------|--------|
| | M. | F. | Total. | M. | F. | Total. | M. | F. | Total. |
| <i>Commonwealth—</i> | | | | | | | | | |
| By Sea : | | | | | | | | | |
| New South Wales ... | 1,322 | 1,480 | 2,802 | 1,263 | 1,543 | 2,806 | 59 | *63 | *4 |
| Victoria ... | 2,047 | 2,489 | 4,536 | 1,841 | 2,264 | 4,105 | 206 | 225 | 431 |
| Queensland ... | 187 | 194 | 381 | 241 | 225 | 466 | *54 | *31 | *85 |
| South Australia ... | 1,730 | 1,527 | 3,257 | 1,889 | 1,557 | 3,446 | *159 | *30 | *189 |
| Tasmania ... | 158 | 185 | 343 | 137 | 187 | 324 | 21 | *2 | 19 |
| Northern Territory ... | 58 | 22 | 80 | 130 | 35 | 165 | *72 | *13 | *85 |
| Undefined ... | | | | 235 | 349 | 584 | *235 | *349 | *584 |
| Total by Sea ... | 5,502 | 5,897 | 11,399 | 5,736 | 6,160 | 11,896 | *234 | *263 | *497 |
| By Rail ... | 3,307 | 1,655 | 4,962 | 3,562 | 1,782 | 5,344 | *255 | *127 | *382 |
| By Air ... | 265 | 64 | 329 | 275 | 70 | 345 | *10 | *6 | *16 |
| Total, Commonwealth ... | 9,074 | 7,616 | 16,690 | 9,573 | 8,012 | 17,585 | *499 | *396 | *895 |
| <i>OVERSEAS.</i> | | | | | | | | | |
| <i>British—</i> | | | | | | | | | |
| United Kingdom ... | 624 | 764 | 1,388 | 773 | 880 | 1,653 | *149 | *116 | *265 |
| South African Union ... | 74 | 80 | 154 | 84 | 71 | 155 | *10 | 9 | *1 |
| India and Ceylon ... | 234 | 259 | 493 | 201 | 230 | 431 | 33 | 29 | 62 |
| Straits Settlements ... | 397 | 429 | 826 | 356 | 478 | 834 | 41 | *49 | *8 |
| Other British Possessions ... | 6 | 1 | 7 | 2 | | 2 | 4 | 1 | 5 |
| Total, British Countries ... | 1,335 | 1,533 | 2,868 | 1,416 | 1,659 | 3,075 | *81 | *126 | *207 |
| <i>Foreign—</i> | | | | | | | | | |
| Egypt ... | 132 | 56 | 188 | 15 | 10 | 25 | 117 | 46 | 163 |
| France ... | 109 | 43 | 152 | 35 | 17 | 52 | 74 | 26 | 100 |
| Italy ... | 252 | 238 | 490 | 140 | 23 | 163 | 112 | 215 | 327 |
| Netherlands East Indies ... | 142 | 49 | 191 | 31 | 51 | 82 | 111 | *2 | 109 |
| Other Foreign Countries ... | 6 | 5 | 11 | 41 | 4 | 45 | *35 | 1 | *34 |
| Total, Foreign Countries ... | 641 | 391 | 1,032 | 262 | 105 | 367 | 379 | 286 | 665 |
| Total, Overseas ... | 1,976 | 1,924 | 3,900 | 1,678 | 1,764 | 3,442 | 298 | 160 | 458 |
| GRAND TOTAL ... | 11,050 | 9,540 | 20,590 | 11,251 | 9,776 | 21,027 | *201 | *236 | *437 |

* Excess of Departures over Arrivals.

No. 8.—Arrivals and Departures, 1927 to 1936.

| Year. | Arrivals. | | | Departures. | | | Excess of Arrivals over Departures. | | |
|-------|-----------|--------|--------|-------------|--------|--------|-------------------------------------|-------|--------|
| | M. | F. | Total. | M. | F. | Total. | M. | F. | Total. |
| 1927 | 22,463 | 12,812 | 35,275 | 15,660 | 10,040 | 25,700 | 6,803 | 2,772 | 9,575 |
| 1928 | 22,781 | 13,258 | 36,039 | 15,824 | 10,555 | 26,379 | 6,957 | 2,708 | 9,660 |
| 1929 | 19,903 | 12,944 | 32,847 | 15,690 | 10,262 | 25,952 | 4,213 | 2,682 | 6,895 |
| 1930 | 13,012 | 9,445 | 22,457 | 13,984 | 8,926 | 22,910 | *972 | 519 | *453 |
| 1931 | 8,363 | 5,829 | 14,192 | 10,886 | 6,098 | 16,984 | *2,523 | *269 | *2,792 |
| 1932 | 8,809 | 6,637 | 15,446 | 9,974 | 7,088 | 17,062 | *1,165 | *451 | *1,616 |
| 1933 | 9,515 | 7,746 | 17,261 | 9,730 | 7,671 | 17,401 | *215 | 75 | *140 |
| 1934 | 9,600 | 8,009 | 17,609 | 10,230 | 8,758 | 18,988 | *630 | *749 | *1,379 |
| 1935 | 10,467 | 9,266 | 19,733 | 10,149 | 8,450 | 18,599 | 318 | 816 | 1,134 |
| 1936 | 11,050 | 9,540 | 20,590 | 11,251 | 9,776 | 21,027 | *201 | *236 | *437 |

* Excess of Departures over Arrivals.

III.—VITAL STATISTICS.

Note :—Information compiled according to place of Residence.

(a.) BIRTHS.

No. 9.—Births for each Month and Quarter of 1936.

| Period. | Total Births (exclusive of Still-births). | | | Annual Rate per 1,000 of mean population. | Ex-nuptial Births. | | Legiti-mations. | | Still-births. | |
|--------------------------------|---|-------|--------|---|--------------------|-----|-----------------|-------|---------------|-----|
| | M. | F. | Total. | | M. | F. | M. | F. | M. | F. |
| January | 365 | 333 | 698 | 18.40 | 12 | 16 | 3 | 4 | 20 | 7 |
| February | 332 | 342 | 674 | 18.98 | 10 | 7 | 5 | 9 | 10 | 10 |
| March | 346 | 335 | 681 | 17.92 | 11 | 7 | 2 | 1 | 11 | 13 |
| Quarter ended 31st March | 1,043 | 1,010 | 2,053 | 18.42 | 33 | 30 | 10 | 14 | 41 | 30 |
| April | 353 | 323 | 676 | 18.36 | 15 | 19 | 8 | 2 | 14 | 6 |
| May | 333 | 364 | 697 | 18.31 | 15 | 10 | 3 | | 8 | 6 |
| June | 332 | 366 | 698 | 18.93 | 14 | 15 | 4 | | 8 | 6 |
| Quarter ended 30th June | 1,018 | 1,053 | 2,071 | 18.53 | 44 | 44 | 15 | 2 | 30 | 18 |
| July | 396 | 344 | 740 | 19.40 | 12 | 18 | 5 | 2 | 9 | 12 |
| August | 354 | 343 | 697 | 18.26 | 20 | 18 | 3 | 3 | 11 | 10 |
| September | 418 | 369 | 787 | 21.29 | 16 | 19 | 1 | 2 | 11 | 12 |
| Quarter ended 30th September | 1,168 | 1,056 | 2,224 | 19.63 | 48 | 55 | 9 | 7 | 31 | 34 |
| October | 382 | 397 | 779 | 20.38 | 17 | 22 | 11 | 3 | 13 | 13 |
| November | 317 | 312 | 629 | 17.00 | 15 | 10 | 5 | 2 | 12 | 5 |
| December | 359 | 364 | 723 | 18.90 | 13 | 4 | 2 | 2 | 11 | 13 |
| Quarter ended 31st December | 1,058 | 1,073 | 2,131 | 18.78 | 45 | 36 | 18 | 7 | 36 | 31 |
| Year ended 31st December, 1936 | 4,287 | 4,192 | 8,479 | 18.84 | 170 | 165 | 52 | 30 | 138 | 113 |

No. 10.—Births, 1927 to 1936.

| Year. | Births (exclusive of Still-births). | | | Annual Rate per 1,000 of mean population. | Analysis of Births (exclusive of Still-births). | | | | | | Legitimations. | | Still-births. | |
|-------|-------------------------------------|-------|--------|---|---|-----|-------------------------|-------|---------------------|-------|----------------|----|---------------|-----|
| | M. | F. | Total. | | Ex-Nuptial. | | In Public Institutions. | | Twins and Triplets. | | M. | F. | M. | F. |
| | | | | | M. | F. | M. | F. | M. | F. | | | | |
| 1927 | 4,366 | 4,116 | 8,482 | 21.63 | 165 | 166 | 1,243 | 1,107 | a 88 | 79 | 28 | 28 | 126 | 100 |
| 1928 | 4,493 | 4,211 | 8,704 | 21.36 | 175 | 159 | 1,249 | 1,227 | 103 | 90 | 41 | 25 | 144 | 133 |
| 1929 | 4,548 | 4,503 | 9,051 | 21.51 | 187 | 181 | 1,355 | 1,311 | 102 | 119 | 42 | 34 | 160 | 105 |
| 1930 | 4,827 | 4,373 | 9,200 | 21.44 | 195 | 179 | 1,577 | 1,354 | 116 | 95 | 73 | 54 | 114 | 142 |
| 1931 | 4,428 | 4,121 | 8,549 | 19.77 | 174 | 194 | 1,574 | 1,503 | c 85 | c 108 | 34 | 44 | 134 | 94 |
| 1932 | 4,122 | 3,843 | 7,965 | 18.31 | 188 | 145 | 1,503 | 1,367 | 87 | 86 | 38 | 40 | 122 | 88 |
| 1933 | 3,981 | 3,893 | 7,874 | 17.95 | 173 | 172 | 1,450 | 1,375 | 98 | 80 | 49 | 42 | 140 | 91 |
| 1934 | 3,958 | 3,843 | 7,801 | 17.66 | 149 | 142 | 1,522 | 1,432 | d 75 | d 90 | 58 | 38 | 125 | 103 |
| 1935 | 4,183 | 3,936 | 8,119 | 18.23 | 184 | 125 | 1,677 | 1,602 | e 71 | a 112 | 58 | 30 | 147 | 111 |
| 1936 | 4,287 | 4,192 | 8,479 | 18.84 | 170 | 165 | 1,780 | 1,712 | b 91 | b 91 | 52 | 30 | 138 | 113 |

a Includes 1 case of triplets.

b Includes 2 cases of triplets (4 males, 1 female; the sixth child being a still-born male).

c Includes 3 cases of triplets (3 males, 6 females).

d Includes 1 case of triplets (1 male, 1 female; the third child being a still-born female).

No. 11.—Births.—Metropolitan Division, 1927 to 1936.

| Year. | Births (exclusive of Still-births). | | | Annual Rate per 1,000 of mean Metropolitan Population. | Analysis of Births (exclusive of Still-births). | | | | | | Legitimations. | | Still-births. | |
|----------|-------------------------------------|-------|--------|--|---|----|-------------------------|-----|---------------------|------|----------------|----|---------------|----|
| | M. | F. | Total. | | Ex-nuptial. | | In Public Institutions. | | Twins and Triplets. | | M. | F. | M. | F. |
| | | | | | M. | F. | M. | F. | M. | F. | | | | |
| 1927 ... | 1,843 | 1,829 | 3,672 | 19.16 | 81 | 85 | 468 | 414 | a32 | 33 | 23 | 21 | 78 | 52 |
| 1928 ... | 1,995 | 1,851 | 3,846 | 19.44 | 88 | 76 | 604 | 587 | 62 | 60 | 31 | 20 | 71 | 72 |
| 1929 ... | 2,054 | 2,060 | 4,114 | 20.22 | 94 | 97 | 594 | 603 | 50 | 66 | 33 | 28 | 82 | 54 |
| 1930 ... | 2,188 | 1,991 | 4,179 | 20.00 | 95 | 90 | 731 | 681 | 55 | 38 | 66 | 46 | 62 | 75 |
| 1931 ... | 1,981 | 1,831 | 3,812 | 17.84 | 78 | 99 | 730 | 689 | 43 | 49 | 23 | 30 | 71 | 41 |
| 1932 ... | 1,776 | 1,675 | 3,451 | 16.03 | 70 | 72 | 455 | 417 | 50 | 34 | 30 | 38 | 66 | 38 |
| 1933 ... | 1,712 | 1,644 | 3,356 | 15.87 | 56 | 75 | 406 | 382 | 42 | 32 | 38 | 31 | 75 | 45 |
| 1934 ... | 1,695 | 1,602 | 3,297 | 15.83 | 54 | 59 | 373 | 324 | 19 | 30 | 28 | 22 | 69 | 60 |
| 1935 ... | 1,823 | 1,643 | 3,471 | 16.58 | 89 | 50 | 430 | 404 | 33 | a39 | 44 | 23 | 81 | 51 |
| 1936 ... | 1,759 | 1,770 | 3,529 | 16.64 | 78 | 75 | 407 | 394 | b 29 | b 46 | 40 | 26 | 68 | 50 |

a Includes 1 case of triplets. b Includes 1 case of triplets (1 male, 1 female; the third child being a still-born male).

No. 12.—Births, according to Divisions, 1936.

| Division. | Total Births (excluding Still-births). | | | Male Births to each 100 Female Births. | Ex-nuptial Births. | | |
|------------------------|--|-------|--------|--|--------------------|-----|--------|
| | M. | F. | Total. | | M. | F. | Total. |
| Metropolitan ... | 1,759 | 1,770 | 3,529 | 99.38 | 78 | 75 | 153 |
| Northern Agricultural | 626 | 632 | 1,258 | 99.05 | 30 | 30 | 60 |
| South-Western | 1,259 | 1,151 | 2,410 | 109.38 | 51 | 38 | 89 |
| Eastern Goldfields | 413 | 387 | 800 | 106.72 | 6 | 9 | 15 |
| Northern Goldfields... | 180 | 197 | 377 | 91.37 | 5 | 6 | 11 |
| North-Western | 29 | 36 | 65 | 80.56 | ... | 3 | 3 |
| Northern | 21 | 19 | 40 | 110.53 | ... | 4 | 4 |
| Total ... | 2,528 | 2,422 | 4,950 | 104.38 | 92 | 90 | 182 |
| TOTAL STATE ... | 4,287 | 4,192 | 8,479 | 102.27 | 170 | 165 | 335 |

No. 13.—Nuptial First Births.—Showing Interval after Marriage, and Ages of Mothers.—1936.

| Interval between Date of Marriage and Date of Birth of First Child. | Ages of Mothers at Date of Birth of First Child. | | | | | | | | | | Total. | |
|---|--|-----|-----|-----|-----|-----|-----------|-----------|-----------|-----------|--------|--------------|
| | 15. | 16. | 17. | 18. | 19. | 20. | 21 to 24. | 25 to 29. | 30 to 34. | 35 to 39. | | 40 and over. |
| Under 1 month | ... | ... | 1 | 1 | 2 | ... | 4 | 1 | 4 | 1 | ... | 14 |
| 1 month and under 2 | ... | ... | 3 | 3 | 7 | 7 | 9 | 4 | ... | ... | ... | 33 |
| 2 months | 3 | 3 | 1 | 10 | 5 | 9 | 17 | 7 | 1 | 1 | ... | 54 |
| 3 " | 4 | 4 | 4 | 4 | 9 | 7 | 25 | 17 | 4 | ... | ... | 74 |
| 4 " | 5 | 5 | 2 | 6 | 7 | 19 | 18 | 42 | 13 | 2 | 1 | 110 |
| 5 " | 6 | 6 | 3 | 6 | 16 | 26 | 14 | 50 | 15 | 5 | ... | 185 |
| 6 " | 7 | 7 | 1 | 3 | 8 | 17 | 27 | 28 | 99 | 28 | 2 | 220 |
| 7 " | 8 | 8 | ... | 2 | 13 | 14 | 13 | 55 | 24 | 10 | ... | 131 |
| 8 " | 9 | 9 | ... | ... | 2 | 7 | 8 | 62 | 43 | 11 | 4 | 137 |
| Total under 9 months | 1 | 15 | 31 | 73 | 116 | 104 | 363 | 152 | 43 | 9 | 1 | 908 |
| 9 months and under 12 | ... | ... | 4 | 9 | 26 | 31 | 244 | 178 | 55 | 15 | 4 | 566 |
| 12 months and over | 1 | 1 | 3 | 7 | 32 | 43 | 445 | 611 | 247 | 77 | 14 | 1,481 |
| GRAND TOTAL | 2 | 16 | 38 | 89 | 174 | 178 | 1,052 | 941 | 345 | 101 | 19 | 2,955 |

No. 14.—Nuptial and Ex-nuptial Birth Rates per 1,000 Women, grouped according to Age and Conjugal Condition, 1932 to 1936.

| | 1932. | 1933. | 1934. | 1935. | 1936. |
|--|-------------|-------------|-------------|-------------|-------------|
| Birth rate per 1,000 women | Rate. 55.34 | Rate. 54.03 | Rate. 53.02 | Rate. 54.60 | Rate. 56.26 |
| Birth rate per 1,000 women (ages 15 to 44 inclusive) | 82.27 | 80.32 | 78.82 | 81.17 | 83.64 |
| Birth rate per 1,000 married women | 97.02 | 94.72 | 92.96 | 95.72 | 98.64 |
| Birth rate per 1,000 married women (ages 15 to 44 inclusive) | 156.50 | 152.78 | 149.94 | 154.40 | 159.10 |
| Ex-nuptial birth rate per 1,000 women | 2.31 | 2.37 | 1.98 | 2.08 | 2.22 |
| Ex-nuptial birth rate per 1,000 women (ages 15 to 44 inclusive) | 3.44 | 3.52 | 2.94 | 3.09 | 3.30 |
| Ex-nuptial birth rate per 1,000 single women | 5.38 | 5.50 | 4.60 | 4.83 | 5.17 |
| Ex-nuptial birth rate per 1,000 single women (ages 15 to 44 inclusive) | 7.25 | 7.42 | 6.20 | 6.51 | 6.97 |

(b.) DEATHS.

No. 15.—Deaths for each Month and Quarter of 1936.

| Period. | Deaths. | | | Annual Rate per 1,000 of mean population. | Analysis of Deaths. | | | | | | | |
|--------------------------------|---------|-------|--------|---|---------------------|-----|-------------------------|-------------------------|--------------|-----|-------------------------|-----|
| | M. | F. | Total. | | Under 1 yr. † | | *Infant Mortality. | | Under 5 yrs. | | In Public Institutions. | |
| | | | | | M. | F. | Excluding Still-births. | Including Still-births. | M. | F. | M. | F. |
| January | 217 | 139 | 356 | 9.39 | 16 | 9 | 35.82 | 71.72 | 23 | 21 | 141 | 63 |
| February | 192 | 111 | 303 | 8.53 | 11 | 15 | 38.58 | 66.28 | 15 | 20 | 110 | 46 |
| March | 219 | 121 | 340 | 8.95 | 22 | 7 | 42.58 | 75.18 | 32 | 13 | 117 | 54 |
| Quarter ended 31st March | 628 | 371 | 999 | 8.96 | 49 | 31 | 38.97 | 71.09 | 70 | 54 | 368 | 163 |
| April | 177 | 123 | 300 | 8.15 | 15 | 10 | 36.98 | 64.66 | 20 | 11 | 94 | 54 |
| May | 201 | 113 | 314 | 8.25 | 16 | 9 | 35.87 | 54.85 | 22 | 15 | 119 | 49 |
| June | 209 | 133 | 336 | 9.11 | 12 | 10 | 31.52 | 50.56 | 20 | 10 | 104 | 51 |
| Quarter ended 30th June | 581 | 369 | 950 | 8.50 | 43 | 29 | 34.77 | 56.63 | 62 | 36 | 317 | 154 |
| July | 273 | 165 | 438 | 11.48 | 20 | 20 | 54.05 | 80.16 | 28 | 25 | 158 | 83 |
| August | 230 | 135 | 365 | 9.56 | 15 | 14 | 41.61 | 69.64 | 19 | 17 | 123 | 53 |
| September | 248 | 137 | 385 | 10.42 | 27 | 19 | 58.45 | 85.19 | 30 | 24 | 127 | 60 |
| Quarter ended 30th September | 751 | 437 | 1,188 | 10.49 | 62 | 53 | 51.71 | 78.64 | 77 | 66 | 408 | 196 |
| October | 221 | 161 | 382 | 9.99 | 11 | 17 | 35.94 | 67.08 | 15 | 21 | 124 | 59 |
| November | 211 | 150 | 361 | 9.75 | 16 | 16 | 50.87 | 75.85 | 21 | 25 | 129 | 78 |
| December | 219 | 131 | 350 | 9.15 | 16 | 15 | 42.88 | 73.63 | 22 | 20 | 127 | 59 |
| Quarter ended 31st December | 651 | 442 | 1,093 | 9.63 | 43 | 48 | 42.70 | 71.88 | 58 | 66 | 380 | 196 |
| Year ended 31st December, 1936 | 2,611 | 1,619 | 4,230 | 9.40 | 197 | 161 | 42.22 | 69.76 | 267 | 222 | 1,473 | 709 |

* Death Rate of Infants under one year per 1,000 births.

† Excluding Still-births, for which see Table No. 9.

No. 16.—Deaths.—Metropolitan Division, 1927 to 1936.

| Year. | Deaths. | | | Annual Rate per 1,000 of mean Metropolitan Population. | Analysis of Deaths. | | | | | | | |
|----------|---------|-----|--------|--|---------------------|-----|-----------------------|------------------|-----|-------------------------|-----|--|
| | M. | F. | Total. | | Under one Year. | | | Under five years | | In Public Institutions. | | |
| | | | | | M. | F. | Infant Mortality. (a) | M. | F. | M. | F. | |
| 1927 ... | 1,118 | 794 | 1,912 | 9.98 | 115 | 96 | 57.46 | 152 | 133 | 586 | 288 | |
| 1928 ... | 1,250 | 866 | 2,116 | 10.70 | 140 | 93 | 60.58 | 179 | 131 | 657 | 316 | |
| 1929 ... | 1,406 | 884 | 2,290 | 11.26 | 159 | 110 | 65.39 | 229 | 167 | 778 | 344 | |
| 1930 ... | 1,246 | 864 | 2,110 | 10.10 | 123 | 94 | 51.93 | 165 | 137 | 668 | 306 | |
| 1931 ... | 1,279 | 807 | 2,104 | 9.84 | 94 | 82 | 46.17 | 143 | 102 | 677 | 282 | |
| 1932 ... | 1,239 | 825 | 2,064 | 9.58 | 94 | 70 | 47.52 | 136 | 113 | 645 | 311 | |
| 1933 ... | 1,267 | 827 | 2,094 | 9.90 | 70 | 48 | 35.16 | 90 | 65 | 653 | 293 | |
| 1934 ... | 1,348 | 913 | 2,261 | 10.86 | 86 | 50 | 41.25 | 121 | 82 | 708 | 350 | |
| 1935 ... | 1,320 | 942 | 2,262 | 10.80 | 73 | 66 | 40.05 | 104 | 102 | 707 | 352 | |
| 1936 ... | 1,403 | 952 | 2,355 | 11.10 | 86 | 70 | 44.21 | 127 | 95 | 789 | 365 | |

(a) Excluding Still-births.

No. 17.—Deaths.—Outside Metropolitan Division, 1927 to 1936.

| Year. | Deaths. | | | Annual Rate per 1,000 of mean Population. | Analysis of Deaths. | | | | | | | |
|----------|---------|-----|--------|---|---------------------|-----|-----------------------|-------------------|-----|-------------------------|-----|--|
| | M. | F. | Total. | | Under one Year. | | | Under five years. | | In Public Institutions. | | |
| | | | | | M. | F. | Infant Mortality. (a) | M. | F. | M. | F. | |
| 1927 ... | 907 | 484 | 1,481 | 7.39 | 101 | 77 | 37.01 | 135 | 110 | 427 | 182 | |
| 1928 ... | 979 | 545 | 1,524 | 7.26 | 111 | 75 | 38.29 | 145 | 110 | 437 | 223 | |
| 1929 ... | 1,066 | 574 | 1,640 | 7.54 | 141 | 98 | 48.41 | 181 | 135 | 494 | 256 | |
| 1930 ... | 1,102 | 562 | 1,664 | 7.56 | 132 | 105 | 47.20 | 180 | 146 | 529 | 257 | |
| 1931 ... | 1,079 | 498 | 1,577 | 7.21 | 105 | 74 | 37.79 | 136 | 100 | 536 | 237 | |
| 1932 ... | 1,066 | 525 | 1,591 | 7.46 | 104 | 87 | 42.31 | 153 | 117 | 512 | 265 | |
| 1933 ... | 1,106 | 590 | 1,696 | 7.46 | 104 | 68 | 38.07 | 148 | 100 | 575 | 301 | |
| 1934 ... | 1,183 | 632 | 1,815 | 7.78 | 110 | 73 | 40.63 | 144 | 108 | 669 | 313 | |
| 1935 ... | 1,191 | 665 | 1,856 | 7.87 | 100 | 87 | 40.23 | 146 | 132 | 680 | 367 | |
| 1936 ... | 1,208 | 667 | 1,875 | 7.88 | 111 | 91 | 40.81 | 140 | 127 | 684 | 344 | |

(a) Excluding Still-births.

No. 18.—Deaths.—Whole State, 1927 to 1936.

| Year. | Deaths. | | | Crude Death Rate. † | Index of Mortality. | Analysis of Deaths. | | | | | | |
|-------------|---------|-------|--------|------------------------|---------------------|---------------------|-----|---|----------------|-----|-------------------------|-----|
| | M. | F. | Total. | | | Under 1 year. | | | Under 5 years. | | In Public Institutions. | |
| | | | | | | M. | F. | Infant Mortality (Excluding Stillbirths). | M. | F. | M. | F. |
| 1927 | 2,115 | 1,278 | 3,393 | 8.65 | (a) | 216 | 173 | 45.86 | 287 | 243 | 1,013 | 470 |
| 1928 | 2,229 | 1,411 | 3,640 | 8.93 | (a) | 251 | 168 | 48.12 | 324 | 241 | 1,094 | 539 |
| 1929 | 2,472 | 1,458 | 3,930 | 9.34 | (a) | 300 | 208 | 56.13 | 410 | 302 | 1,272 | 580 |
| 1930 | 2,348 | 1,426 | 3,774 | 8.80 | (a) | 239 | 191 | 46.74 | 345 | 283 | 1,197 | 563 |
| 1931 | 2,376 | 1,305 | 3,681 | 8.51 | (a) | 199 | 156 | 41.53 | 279 | 202 | 1,213 | 519 |
| 1932 | 2,305 | 1,410 | 3,715 | 8.54 | 8.74 | 198 | 157 | 44.57 | 289 | 230 | 1,157 | 576 |
| 1933 | 2,373 | 1,417 | 3,790 | 8.64 | 8.74 | 174 | 116 | 36.83 | 238 | 165 | 1,228 | 594 |
| 1934 | 2,531 | 1,545 | 4,076 | 9.23 | 9.45 | 196 | 123 | 40.89 | 265 | 190 | 1,377 | 663 |
| 1935 | 2,511 | 1,607 | 4,118 | 9.25 | 9.47 | 173 | 153 | 40.15 | 250 | 234 | 1,387 | 719 |
| 1936 | 2,611 | 1,619 | 4,230 | 9.40 | 9.62 | 197 | 161 | 42.22 | 267 | 222 | 1,473 | 709 |

† Number of Deaths per 1,000 of mean population.

(a) Index not yet computed in accordance with results of 1933 Census.

No. 19.—Deaths.—Age Groups.—1929 to 1936.

| Age Groups. | 1929. | 1930. | 1931. | 1932. | 1933. | 1934. | 1935. | 1936. |
|-----------------------------|-------|-------|-------|-------|-------|-------|-------|-------|
| Under 1 week | 175 | 170 | 176 | 172 | 152 | 159 | 172 | 171 |
| 1 week and under 1 month | 65 | 52 | 57 | 34 | 30 | 45 | 35 | 45 |
| 1 month and under 3 months | 69 | 43 | 47 | 35 | 26 | 25 | 22 | 45 |
| 3 months and under 6 months | 81 | 62 | 42 | 41 | 28 | 40 | 33 | 30 |
| 6 months and under 1 year | 118 | 103 | 53 | 73 | 54 | 50 | 64 | 67 |
| Total under 1 year | 508 | 430 | 355 | 355 | 290 | 319 | 326 | 358 |
| 1 to 4 years | 204 | 198 | 126 | 164 | 113 | 136 | 158 | 131 |
| 5 " 9 " | 68 | 59 | 55 | 53 | 56 | 65 | 54 | 54 |
| 10 " 14 " | 38 | 42 | 47 | 39 | 49 | 52 | 39 | 47 |
| 15 " 19 " | 83 | 69 | 58 | 56 | 62 | 64 | 50 | 62 |
| 20 " 24 " | 103 | 124 | 88 | 92 | 74 | 104 | 89 | 80 |
| 25 " 29 " | 152 | 96 | 113 | 97 | 112 | 128 | 99 | 111 |
| 30 " 34 " | 120 | 120 | 130 | 96 | 115 | 125 | 112 | 102 |
| 35 " 39 " | 125 | 119 | 123 | 120 | 123 | 115 | 122 | 148 |
| 40 " 44 " | 158 | 159 | 137 | 135 | 143 | 136 | 135 | 164 |
| 45 " 49 " | 200 | 195 | 160 | 170 | 210 | 171 | 183 | 210 |
| 50 " 54 " | 249 | 239 | 251 | 261 | 251 | 242 | 267 | 263 |
| 55 " 59 " | 316 | 325 | 307 | 324 | 312 | 306 | 315 | 284 |
| 60 " 64 " | 378 | 360 | 381 | 373 | 376 | 416 | 433 | 426 |
| 65 " 69 " | 349 | 350 | 398 | 422 | 426 | 482 | 509 | 507 |
| 70 " 74 " | 344 | 335 | 345 | 374 | 397 | 434 | 467 | 518 |
| 75 " 79 " | 240 | 282 | 298 | 270 | 330 | 364 | 359 | 385 |
| 80 " 84 " | 158 | 169 | 177 | 177 | 207 | 235 | 252 | 228 |
| 85 " 89 " | 91 | 76 | 95 | 93 | 103 | 134 | 103 | 111 |
| 90 " 94 " | 33 | 21 | 26 | 32 | 27 | 41 | 33 | 34 |
| 95 " 99 " | 7 | 1 | 8 | 7 | 9 | 5 | 11 | 4 |
| 100 and over | 1 | ... | ... | 2 | 1 | 1 | 1 | 3 |
| Age not stated | 5 | 5 | 3 | 3 | 4 | 1 | 1 | ... |
| GRAND TOTAL | 3,930 | 3,774 | 3,681 | 3,715 | 3,790 | 4,076 | 4,118 | 4,230 |

No. 20.—Causes of Death, 1936.

| Cause of Death. | | | M. | F. | Cause of Death. | | | M. | F. |
|-----------------|---|-----|-----|----|--|----------------------|-----|----|----|
| No. | CLASS I.—PARASITIC AND INFECTIOUS DISEASES | | | | No. | CLASS II.—continued. | | | |
| 1 | Typhoid Fever | 9 | 2 | 49 | Cancer, etc., of other female genital organs | ... | 13 | | |
| 2 | Paratyphoid Fevers | ... | ... | 50 | Cancer, etc., of breast | ... | 38 | | |
| 3 | Typhus Fever | 1 | 2 | 51 | Cancer, etc., of male genito-urinary organs | 46 | ... | | |
| 4 | Relapsing Fever | ... | ... | 52 | Cancer, etc., of the skin | 10 | ... | | |
| 5 | Undulant Fever | ... | ... | 53 | Cancer, etc., of other or unspecified organs | 19 | 13 | | |
| 6 | Smallpox | ... | ... | 54 | Non-malignant tumours— | ... | ... | | |
| 7 | Measles | 1 | ... | | (a) Female genital organs | ... | 1 | | |
| 8 | Scarlet Fever | ... | 1 | | (b) Brain | ... | ... | | |
| 9 | Whooping Cough | 22 | 29 | | (c) Other organs | ... | ... | | |
| 10 | Diphtheria | 18 | 18 | 55 | Tumours of undetermined nature— | ... | ... | | |
| 11 | Influenza— | ... | ... | | (a) Female genital organs | ... | ... | | |
| | (a) With respiratory complications | 14 | 10 | | (b) Brain | 11 | 9 | | |
| | (b) Without respiratory complications | 3 | 6 | | (c) Other organs | 2 | 6 | | |
| 12 | Cholera | ... | ... | | Total, Class II. | 308 | 204 | | |
| 13 | Dysentery— | ... | ... | | | | | | |
| | (a) Amoebic | ... | ... | | CLASS III.—RHEUMATISM, DISEASES OF NUTRITION, OF ENDOCRINE GLANDS, AND OTHER GENERAL DISEASES. | | | | |
| | (b) Bacillary | ... | 1 | 56 | Rheumatic Fever | 9 | 7 | | |
| | (c) Other | 2 | 2 | 57 | Chronic rheumatism, osteoarthritis— | ... | ... | | |
| 14 | Plague | ... | ... | | (a) Chronic rheumatism; chronic arthritis | ... | 1 | | |
| 15 | Erysipelas | 3 | 3 | | (b) Rheumatoid arthritis, osteoarthritis | 4 | 3 | | |
| 16 | Acute poliomyelitis | 2 | 1 | 58 | Gout | ... | ... | | |
| 17 | Encephalitis Lethargica | ... | ... | 59 | Diabetes mellitus | 19 | 28 | | |
| 18 | Cerebro-spinal fever | ... | ... | 60 | Scurvy | ... | ... | | |
| 19 | Glanders | ... | ... | 61 | Beri-beri | 1 | ... | | |
| 20 | Anthrax | ... | ... | 62 | Pellagra | ... | ... | | |
| 21 | Rabies | ... | ... | 63 | Rickets | ... | ... | | |
| 22 | Tetanus | 5 | 5 | 64 | Osteomalacia | ... | ... | | |
| 23 | Tuberculosis of respiratory system | 140 | 58 | 65 | Diseases of the pituitary gland | ... | 1 | | |
| 24 | Tuberculosis of central nervous system | 7 | 2 | 66 | Diseases of the thyroid and parathyroid glands— | ... | ... | | |
| 25 | Tuberculosis of intestines and peritoneum | 1 | ... | | (a) Exophthalmic goitre | 1 | 11 | | |
| 26 | Tuberculosis of vertebral column | 2 | 2 | | (b) Other diseases of thyroid gland | 1 | 6 | | |
| 27 | Tuberculosis of other bones and joints | ... | 1 | | (c) Diseases of parathyroid gland | ... | ... | | |
| 28 | Tuberculosis of the skin and subcutaneous cellular tissues | ... | ... | 67 | Diseases of the thymus gland | 2 | 1 | | |
| 29 | Tuberculosis of the lymphatic system | ... | ... | 68 | Diseases of the adrenals (Addison's disease) | ... | 1 | | |
| 30 | Tuberculosis of the genito-urinary system | 1 | ... | 69 | Other general diseases | 2 | 1 | | |
| 31 | Tuberculosis of other organs | ... | ... | | Total, Class III. | 39 | 60 | | |
| 32 | Disseminated tuberculosis— | ... | ... | | CLASS IV.—DISEASES OF THE BLOOD AND BLOODFORMING ORGANS. | | | | |
| | (a) Acute | ... | ... | 70 | Haemorrhagic conditions | ... | ... | | |
| | (b) Chronic | ... | ... | 71 | Anaemia, chlorosis— | ... | ... | | |
| | (c) Unspecified | ... | ... | | (a) Pernicious | 6 | 11 | | |
| 33 | Leprosy | ... | ... | | (b) Others | 1 | 1 | | |
| 34 | Syphilis | 16 | 3 | 72 | Leucæmia, lymphadenoma— | ... | ... | | |
| 35 | Other venereal diseases | ... | 1 | | (a) Leucæmia | 5 | 4 | | |
| 36 | Purulent infection and septicaemia | 2 | ... | | (b) Aleucæmia (lymphadenoma) | 3 | 1 | | |
| 37 | Yellow Fever | ... | ... | 73 | Diseases of the spleen | ... | 1 | | |
| 38 | Malaria | ... | ... | 74 | Other diseases of the blood and blood-forming organs | ... | ... | | |
| 39 | Other diseases due to protozoa | ... | ... | | Total, Class IV. | 16 | 18 | | |
| 40 | Ankylostomiasis | ... | ... | | CLASS V.—CHRONIC POISONINGS AND INTOXICATIONS. | | | | |
| 41 | Hydatid cysts— | ... | ... | 75 | Alcoholism (acute and chronic) | 8 | ... | | |
| | (a) Liver | 1 | ... | 76 | Chronic poisoning by organic substances | ... | ... | | |
| | (b) Other organs | 1 | ... | 77 | Chronic poisoning by mineral substances— | ... | ... | | |
| 42 | Other diseases due to helminths | ... | ... | | (a) Chronic lead poisoning | ... | ... | | |
| 43 | Mycoses | 2 | ... | | (b) Other | ... | ... | | |
| 44 | Other infectious or parasitic diseases— | ... | ... | | Total, Class V. | 8 | ... | | |
| | (a) Mumps | 1 | 1 | | | | | | |
| | (b) Other | 2 | 2 | | | | | | |
| | Total, Class I. | 256 | 145 | | | | | | |
| | CLASS II.—CANCER AND OTHER TUMOURS. | | | | | | | | |
| 45 | Cancer, etc., of buccal cavity and pharynx | 28 | 1 | | | | | | |
| 46 | Cancer, etc., of digestive organs and peritoneum— | ... | ... | | | | | | |
| | (a) Oesophagus | 18 | 2 | | | | | | |
| | (b) Stomach and duodenum | 83 | 31 | | | | | | |
| | (c) Rectum | 14 | 8 | | | | | | |
| | (d) Liver and biliary ducts | 10 | 7 | | | | | | |
| | (e) Pancreas | 12 | 11 | | | | | | |
| | (f) Peritoneum | 3 | ... | | | | | | |
| | (g) Intestines and other organs | 32 | 28 | | | | | | |
| 47 | Cancer, etc., of respiratory organs | 20 | 6 | | | | | | |
| 48 | Cancer, etc., of uterus | ... | 30 | | | | | | |

No. 20.—Causes of Death, 1936—continued.

| Cause of Death. | | M. | F. | Cause of Death. | | M. | F. |
|-----------------|--|-----|-----|-----------------|--|-----|-----|
| No. | CLASS VI.—DISEASES OF THE NERVOUS SYSTEM AND ORGANS OF SPECIAL SENSE. | | | No. | CLASS VIII.—DISEASES OF THE RESPIRATORY SYSTEM. | | |
| 78 | Encephalitis (not epidemic)— | | | 104 | Diseases of the nasal fossae and annexa | ... | 1 |
| | (a) Cerebral abscess | ... | 1 | 105 | Diseases of the larynx | 4 | 1 |
| | (b) Others | 3 | ... | 106 | Bronchitis— | | |
| 79 | Simple meningitis— | | | | (a) Acute | 5 | 2 |
| | (a) Simple meningitis | 9 | 1 | | (b) Chronic | 11 | 6 |
| | (b) Non-epidemic cerebro-spinal meningitis | 1 | ... | | (c) Unspecified (under five years) | 1 | 4 |
| 80 | Progressive locomotor ataxia | 4 | ... | | (d) Unspecified (five years and over) | 12 | 3 |
| 81 | Other diseases of the spinal cord | 7 | 9 | 107 | Broncho-pneumonia— | | |
| 82 | Cerebral haemorrhage, apoplexy, etc.— | | | | (a) Broncho-pneumonia | 79 | 79 |
| | (a) Cerebral haemorrhage (so returned) | 83 | 67 | 108 | (b) Capillary bronchitis | ... | ... |
| | (b) Apoplexy (so returned) | ... | 6 | 109 | Lobar pneumonia | 42 | 19 |
| | (c) Cerebral embolism | 2 | 4 | 110 | Pneumonia, unspecified | 37 | 28 |
| | (d) Cerebral thrombosis | 31 | 27 | 111 | Pleurisy | 6 | 5 |
| | (e) Softening of the brain | ... | 3 | 112 | Congestion, haemorrhagic infarction of lung | 21 | 10 |
| | (f) Hemiplegia and paralysis without specified cause | 18 | 7 | 113 | Asthma | 10 | 5 |
| 83 | General paralysis of the insane | 5 | 1 | 114 | Pulmonary emphysema | ... | ... |
| 84 | Other forms of insanity | 1 | 2 | | Other diseases of the respiratory system, tuberculosis excepted— | | |
| 85 | Epilepsy | 5 | 4 | | (a) Chronic interstitial pneumonia | 30 | 1 |
| 86 | Convulsions of infants under five years of age | ... | 1 | | (b) Gangrene of the lung | 1 | ... |
| 87 | Other diseases of the nervous system— | | | | (c) Other diseases | 5 | 2 |
| | (a) Chorea | ... | ... | | Total, Class VIII. | 264 | 157 |
| | (b) Neuralgia and neuritis | ... | 1 | | CLASS IX.—DISEASES OF THE DIGESTIVE SYSTEM. | | |
| | (c) Paralysis agitans | 5 | 2 | 115 | Diseases of the buccal cavity, pharynx, etc.— | | |
| | (d) Disseminated sclerosis | 3 | ... | | (a) Buccal cavity and annexa | 3 | 1 |
| | (e) Idiocy, imbecility | ... | 1 | | (b) Pharynx and tonsils | 1 | 8 |
| | (f) Other diseases | 2 | 2 | 116 | Diseases of the oesophagus | ... | ... |
| 88 | Diseases of the eye and annexa | ... | ... | 117 | Ulcer of the stomach or duodenum— | | |
| 89 | Diseases of the ear and mastoid sinus | 3 | 3 | | (a) Stomach | 20 | 4 |
| | Total, Class VI. | 182 | 142 | | (b) Duodenum | 15 | 1 |
| | CLASS VII.—DISEASES OF THE CIRCULATORY SYSTEM. | | | 118 | Other diseases of the stomach (cancer excepted) | 9 | 4 |
| 90 | Pericarditis | 4 | ... | 119 | Diarrhoea and enteritis (under two years) | 23 | 13 |
| 91 | Acute endocarditis— | | | 120 | Diarrhoea and enteritis (two years and over) | 10 | 17 |
| | (a) Infective endocarditis | 6 | 3 | 121 | Appendicitis | 24 | 3 |
| | (b) Other acute endocarditis... .. | ... | ... | 122 | Hernia, intestinal obstruction— | | |
| 92 | Chronic endocarditis, valvular disease— | | | | (a) Hernia | 10 | 10 |
| | (a) Aortic valve | 24 | 9 | | (b) Intestinal obstruction | 11 | 16 |
| | (b) Mitral valve | 11 | 14 | 123 | Other diseases of the intestines... .. | 8 | 1 |
| | (c) Aortic and mitral valves | 2 | ... | 124 | Cirrhosis of the liver— | | |
| | (d) Endocarditis, not returned as acute or chronic | 5 | 5 | | (a) Alcoholic | 3 | 1 |
| | (e) Other valvular diseases | 20 | 6 | 125 | (b) Not specified as alcoholic... .. | 17 | 7 |
| 93 | Diseases of the myocardium— | | | | Other diseases of the liver— | | |
| | (a) Acute myocarditis | 6 | 3 | | (a) Acute yellow atrophy | 1 | 1 |
| | (b) Fatty heart | 4 | 1 | | (b) Other diseases | 4 | 5 |
| | (c) Other myocardial degeneration | 191 | 117 | 126 | Biliary calculi | ... | 7 |
| | (d) Myocarditis not returned as acute or chronic | 96 | 53 | 127 | Other diseases of the gall bladder and ducts | 4 | 10 |
| 94 | Diseases of coronary arteries; angina pectoris— | | | 128 | Diseases of the pancreas | 1 | 2 |
| | (a) Diseases of coronary arteries | 83 | 28 | 129 | Peritonitis, without specified cause | 4 | 5 |
| | (b) Angina pectoris, with record of coronary disease | 6 | 2 | | Total, Class IX. | 168 | 116 |
| | (c) Angina pectoris, other | 21 | 8 | | CLASS X.—DISEASES OF THE GENITO-URINARY SYSTEM. | | |
| 95 | Other diseases of the heart— | | | 130 | Acute nephritis | 7 | 2 |
| | (a) Disordered action of the heart | 11 | 12 | 131 | Chronic nephritis | 89 | 60 |
| | (b) Cardiac dilatation (cause unspecified) | 3 | ... | 132 | Nephritis not specified | 23 | 12 |
| | (c) Heart disease undefined | 41 | 22 | 133 | Other diseases of the kidney and annexa | 17 | 15 |
| 96 | Aneurism (other than of heart) | 11 | 3 | 134 | Calculi of the urinary passages | 5 | 2 |
| 97 | Arteriosclerosis (of coronary arteries excepted)— | | | 135 | Diseases of the bladder | 8 | 1 |
| | (a) With record of cerebro-vascular lesion | 33 | 26 | 136 | Diseases of the urethra, urinary abscess, etc. | 1 | ... |
| | (b) Without record of cerebro-vascular lesion | 37 | 22 | 137 | Diseases of the prostate | 34 | ... |
| 98 | Gangrene | 2 | 4 | 138 | Diseases of the male genital organs, not stated as venereal | ... | ... |
| 99 | Other diseases of the arteries | 3 | 3 | 139 | Diseases of the female genital organs, not stated as venereal— | | |
| 100 | Diseases of the veins (varices, haemorrhoids, phlebitis, etc.) | 1 | 1 | | (a) Ovary, fallopian tubes, and parametrium | ... | 8 |
| 101 | Diseases of the lymphatic system, lymphangitis, etc. | 1 | ... | | (b) Uterus | ... | 4 |
| 102 | Abnormalities of blood pressure | 2 | 6 | | (c) Breast | ... | ... |
| 103 | Other diseases of the circulatory system | ... | 2 | | (d) Others | ... | 2 |
| | Total, Class VII. | 624 | 350 | | Total, Class X. | 184 | 106 |

No. 20.—Causes of Death, 1936—continued.

| Cause of Death. | | M. | F. | Cause of Death. | | M. | F. |
|-----------------|---|-----|-----|-----------------|--|-------|-------|
| No. | CLASS XI.—PREGNANCY, LABOUR, AND PUERPERAL STATE. | | | No. | CLASS XVII.—VIOLENT OR ACCIDENTAL DEATHS. | | |
| 140 | Post abortive sepsis— | | | 163 | Suicide by solid or liquid poisons and corrosive substances— | | |
| | (a) Post abortive sepsis | | 8 | | (a) Non-corrosive substances ... | 9 | 3 |
| | (b) Criminal abortion | | 7 | | (b) Corrosive substances ... | 3 | 5 |
| 141 | Abortion not returned as septic | | 3 | 164 | Suicide by poisonous gas | ... | 1 |
| 142 | Ectopic gestation | | ... | 165 | Suicide by hanging or strangulation | 1 | ... |
| 143 | Other accidents of pregnancy | | 1 | 166 | Suicide by drowning | 9 | 2 |
| 144 | Puerperal haemorrhage | | 6 | 167 | Suicide by firearms | 21 | ... |
| 145 | Puerperal septicaemia | | 5 | 168 | Suicide by cutting or piercing instruments | 10 | ... |
| 146 | Puerperal albuminuria and convulsions | | 7 | 169 | Suicide by jumping from high place | 1 | 1 |
| 147 | Other toxæmias of pregnancy | | 1 | 170 | Suicide by crushing | ... | ... |
| 148 | Phlegmasia alba dolens, embolism or sudden death— | | | 171 | Suicide by other means | 3 | 1 |
| | (a) Phlegmasia alba dolens, and thrombosis | | 1 | 172 | Infanticide (murder of children under one year) | ... | ... |
| | (b) Embolism and sudden death | | ... | 173 | Homicide by firearms, one year and over | 3 | 1 |
| 149 | Other accidents of childbirth— | | | 174 | Homicide by cutting or piercing instruments, one year and over | 1 | 2 |
| | (a) Caesarian section | | ... | 175 | Homicide by other means, one year and over | 7 | 1 |
| | (b) Other surgical operations and instrumental delivery | | 3 | 176 | Attack by venomous animals— | | |
| | (c) Others | | ... | | (a) Snakebite | ... | ... |
| 150 | Other or not specified conditions of the puerperal state— | | | | (b) Other | 1 | 1 |
| | (a) Puerperal diseases of the breast | | 1 | 177 | Food poisoning | ... | 3 |
| | (b) Others | | ... | 178 | Accidental absorption of irrespirable or poisonous gases | 2 | 1 |
| | Total, Class XI. | | 43 | 179 | Other acute accidental poisonings (gas excepted) | 1 | ... |
| | CLASS XII.—DISEASES OF THE SKIN AND CELLULAR TISSUE. | | | 180 | Conflagration | ... | 1 |
| 151 | Carbuncle | 3 | 4 | 181 | Accidental burns (conflagration excepted) | 10 | 7 |
| 152 | Cellulitis, acute abscess | 2 | 2 | 182 | Accidental mechanical suffocation | 2 | ... |
| 153 | Other diseases of the skin and annexa | 2 | 2 | 183 | Accidental drowning | 20 | ... |
| | Total, Class XII. | 7 | 8 | 184 | Accidental injury by firearms | 5 | 4 |
| | CLASS XIII.—DISEASES OF THE BONES AND ORGANS OF LOCOMOTION. | | | 185 | Accidental injury by cutting or piercing instruments | ... | ... |
| 154 | Osteomyelitis | 7 | 3 | 186 | Accidental injury by falling, crushing, etc.— | | |
| 155 | Other diseases of the bones (tuberculosis and rheumatism excepted) | 1 | 1 | | (a) In mines and quarries | 36 | ... |
| 156 | Diseases of the joints and other organs of locomotion— | | | | (b) By machinery | 5 | ... |
| | (a) Joints | 2 | 3 | | Connected with methods of transport: | | |
| | (b) Amputation | ... | 2 | | (c) Railways | 11 | 8 |
| | (c) Others | ... | ... | | (d) Tramways | ... | 1 |
| | Total, Class XIII. | 10 | 9 | | (e) Automobiles | 85 | 22 |
| | CLASS XIV.—CONGENITAL MALFORMATIONS. | | | | (f) Other land transport | 9 | 3 |
| 157 | Congenital malformations (Stillbirths excluded) | 16 | 16 | | (g) Transport by water | 1 | ... |
| | Total, Class XIV. | 16 | 16 | | (h) Transport by air | 7 | 4 |
| | CLASS XV.—DISEASES OF EARLY INFANCY. | | | | (i) Fall, not otherwise specified | 5 | ... |
| 158 | Congenital debility | 22 | 13 | | (j) Other crushings | 1 | ... |
| 159 | Premature birth | 52 | 48 | 187 | Cataclysm | ... | ... |
| 160 | Injury at birth | 25 | 8 | 188 | Injuries inflicted by animals | 3 | ... |
| 161 | Other diseases peculiar to early infancy— | | | 189 | Hunger or thirst | 1 | ... |
| | (a) Atelectasis | 6 | ... | 190 | Excessive cold | ... | ... |
| | (b) Icterus neonatorum | 4 | 2 | 191 | Excessive heat | 6 | 1 |
| | (c) Diseases of the umbilicus | ... | ... | 192 | Lightning | 1 | ... |
| | (d) Sclerema and others | 7 | 4 | 193 | Electricity (lightning excepted) | ... | ... |
| | Total, Class XV. | 116 | 75 | 194 | Other and unstated forms of accidental violence— | | |
| | CLASS XVI.—OLD AGE. | | | | (a) Inattention at birth | ... | 17 |
| 162 | Senility | 90 | 73 | | (b) Other | 11 | ... |
| | Total, Class XVI. | 90 | 73 | 195 | Violent deaths of unstated nature (i.e., accident, suicide, homicide)— | | |
| | | | | | (a) Drowning | 4 | 1 |
| | | | | | (b) Firearms | 1 | ... |
| | | | | | (c) Cutting or piercing instruments | ... | ... |
| | | | | | (d) Fall | ... | ... |
| | | | | | (e) Crushing | ... | ... |
| | | | | | (f) Other | 2 | 1 |
| | | | | 196 | War wounds | 3 | ... |
| | | | | 197 | Execution of civilians by belligerent armies | ... | ... |
| | | | | 198 | Capital punishment | ... | ... |
| | | | | | Total, Class XVII. | 301 | 92 |
| | | | | | CLASS XVIII.—CAUSES OF DEATH NOT DETERMINED. | | |
| | | | | 199 | Sudden death | ... | ... |
| | | | | 200 | Ill-defined or not specified— | | |
| | | | | | (a) Ill-defined | 22 | 5 |
| | | | | | (b) Unspecified | ... | ... |
| | | | | | Total, Class XVIII. | 22 | 5 |
| | | | | | GRAND TOTAL | 2,611 | 1,619 |

No. 21.—Maternal Mortality*—Age and Issue of Mothers.—1936.

| Age at Death. | Number of Mothers. | | | Issue. | | | | | | | | | | | Total Issue. |
|-------------------------------|--------------------|----------|-------------|--------|-----|-----|-----|-----|-----|-----|-----|-----|-----|-----|--------------|
| | Total. | Married. | Un-married. | 0. | 1. | 2. | 3. | 4. | 5. | 6. | 7. | 8. | 10. | 15. | |
| METROPOLITAN DIVISION. | | | | | | | | | | | | | | | |
| 17 years | 1 | ... | 1 | 1 | ... | ... | ... | ... | ... | ... | ... | ... | ... | ... | |
| 18 " | 1 | ... | 1 | 1 | ... | ... | ... | ... | ... | ... | ... | ... | ... | ... | |
| 21 " | 1 | ... | 1 | 1 | ... | ... | ... | ... | ... | ... | ... | ... | ... | ... | |
| 27 " | 2 | 2 | ... | 1 | 2 | ... | ... | ... | ... | ... | ... | ... | ... | 2 | |
| 28 " | 1 | 1 | ... | ... | ... | ... | ... | ... | ... | ... | ... | ... | ... | 2 | |
| 29 " | 3 | 2 | 1 | 1 | 1 | 1 | 1 | 1 | 1 | ... | ... | ... | ... | 8 | |
| 30 " | 2 | 2 | ... | ... | 1 | 1 | 1 | ... | ... | ... | ... | ... | ... | 4 | |
| 35 " | 1 | 1 | ... | ... | 1 | ... | ... | ... | ... | ... | ... | ... | ... | 1 | |
| 36 " | 3 | 3 | ... | ... | ... | 2 | ... | ... | 1 | ... | ... | ... | ... | 9 | |
| 38 " | 2 | 2 | ... | ... | ... | ... | 1 | 1 | 1 | ... | ... | ... | ... | 7 | |
| 39 " | 2 | 1 | 1 | 2 | ... | ... | ... | ... | ... | ... | ... | ... | ... | ... | |
| 43 " | 1 | 1 | ... | ... | ... | ... | ... | ... | ... | ... | ... | ... | 1 | 15 | |
| 44 " | 1 | 1 | ... | ... | ... | ... | 1 | ... | ... | ... | ... | ... | ... | 3 | |
| Total | 21 | 16 | 5 | 6 | 4 | 3 | 4 | 1 | 2 | ... | ... | ... | ... | 51 | |

| | | | | | | | | | | | | | | |
|-------------------------|----|-----|-----|-----|-----|-----|-----|-----|-----|-----|-----|-----|-----|-----|
| OTHER DIVISIONS. | | | | | | | | | | | | | | |
| 18 years | 1 | ... | 1 | 1 | ... | ... | ... | ... | ... | ... | ... | ... | ... | ... |
| 19 " | 2 | 1 | ... | ... | 1 | ... | ... | ... | ... | ... | ... | ... | ... | 1 |
| 23 " | 2 | 2 | ... | ... | 1 | 1 | ... | ... | ... | ... | ... | ... | ... | 3 |
| 24 " | 1 | 1 | ... | ... | 1 | ... | ... | ... | ... | ... | ... | ... | ... | 1 |
| 27 " | 1 | 1 | ... | ... | ... | ... | ... | 1 | ... | ... | ... | ... | ... | 2 |
| 28 " | 1 | 1 | ... | ... | ... | 1 | ... | ... | ... | ... | ... | ... | ... | 1 |
| 29 " | 3 | 3 | ... | ... | ... | ... | ... | 1 | 1 | 1 | ... | ... | ... | 17 |
| 30 " | 2 | 2 | ... | ... | ... | 2 | ... | ... | ... | ... | ... | ... | ... | 4 |
| 31 " | 1 | 2 | ... | ... | ... | ... | 1 | ... | ... | ... | ... | ... | ... | 3 |
| 35 " | 2 | 3 | ... | ... | ... | ... | 2 | ... | ... | ... | ... | ... | ... | 6 |
| 36 " | 3 | 3 | ... | ... | ... | 1 | 1 | ... | ... | ... | ... | ... | 1 | 15 |
| 40 " | 1 | 1 | ... | ... | ... | ... | ... | 1 | ... | ... | ... | ... | ... | 4 |
| 41 " | 1 | 1 | ... | ... | ... | ... | ... | 1 | ... | ... | ... | ... | ... | 4 |
| 42 " | 1 | 1 | ... | ... | ... | ... | ... | ... | ... | 1 | ... | ... | ... | 7 |
| 45 " | 1 | 1 | ... | ... | ... | ... | ... | ... | ... | ... | 1 | 1 | ... | 8 |
| Total | 22 | 21 | 1 | 1 | 3 | 5 | 4 | 4 | 1 | 2 | 1 | 1 | ... | 79 |

| | | | | | | | | | | | | | | |
|---------------------|----|-----|-----|-----|-----|-----|-----|-----|-----|-----|-----|-----|-----|-----|
| WHOLE STATE. | | | | | | | | | | | | | | |
| 17 years | 1 | ... | 1 | 1 | ... | ... | ... | ... | ... | ... | ... | ... | ... | ... |
| 18 " | 2 | ... | 2 | 2 | ... | ... | ... | ... | ... | ... | ... | ... | ... | ... |
| 19 " | 1 | 1 | ... | ... | 1 | ... | ... | ... | ... | ... | ... | ... | ... | 1 |
| 21 " | 1 | ... | 1 | 1 | ... | ... | ... | ... | ... | ... | ... | ... | ... | ... |
| 23 " | 2 | 2 | ... | ... | 1 | 1 | ... | ... | ... | ... | ... | ... | ... | 3 |
| 24 " | 1 | 1 | ... | ... | 1 | ... | ... | ... | ... | ... | ... | ... | ... | 1 |
| 27 " | 3 | 3 | ... | ... | 2 | ... | ... | 1 | ... | ... | ... | ... | ... | 6 |
| 28 " | 2 | 2 | ... | ... | ... | 2 | ... | ... | ... | ... | ... | ... | ... | 4 |
| 29 " | 6 | 5 | 1 | 1 | ... | 1 | 1 | 1 | 1 | 1 | ... | ... | ... | 25 |
| 30 " | 4 | 4 | ... | ... | 1 | 2 | 1 | ... | ... | ... | ... | ... | ... | 8 |
| 31 " | 1 | 1 | ... | ... | ... | 1 | ... | ... | ... | ... | ... | ... | ... | 3 |
| 35 " | 3 | 3 | ... | ... | 1 | 2 | ... | ... | ... | ... | ... | ... | ... | 7 |
| 36 " | 6 | 6 | ... | ... | 3 | 1 | 1 | 1 | ... | ... | ... | 1 | ... | 24 |
| 38 " | 2 | 2 | ... | ... | ... | 1 | 1 | ... | ... | ... | ... | ... | ... | 7 |
| 39 " | 2 | 1 | 1 | 2 | ... | ... | ... | ... | ... | ... | ... | ... | ... | ... |
| 40 " | 1 | 1 | ... | ... | ... | ... | ... | 1 | ... | ... | ... | ... | ... | 4 |
| 41 " | 1 | 1 | ... | ... | ... | ... | ... | 1 | ... | ... | ... | ... | ... | 4 |
| 42 " | 1 | 1 | ... | ... | ... | ... | ... | ... | ... | 1 | ... | ... | ... | 7 |
| 43 " | 1 | 1 | ... | ... | ... | ... | ... | ... | ... | ... | ... | ... | 1 | 15 |
| 44 " | 1 | 1 | ... | ... | ... | ... | 1 | ... | ... | ... | ... | ... | ... | 3 |
| 45 " | 1 | 1 | ... | ... | ... | ... | ... | ... | ... | ... | 1 | ... | ... | 8 |
| Total | 43 | 37 | 6 | 7 | 7 | 8 | 8 | 5 | 2 | 1 | 2 | 1 | 1 | 130 |

* Includes all deaths from diseases of "Pregnancy, Labour and the Puerperal State." See Table No. 20, Page 15.

No. 22.—Maternal Mortality.—Rates per 1,000 Live Births.—1931 to 1936.

| Year. | Including Criminal Abortion. | | | Excluding Criminal Abortion. | | |
|-------|------------------------------|------------------|--------------|------------------------------|------------------|--------------|
| | Metropolitan Division. | Other Divisions. | Whole State. | Metropolitan Division. | Other Divisions. | Whole State. |
| 1931 | (a) | (a) | 4.09 | (a) | (a) | 3.63 |
| 1932 | (a) | (a) | 4.02 | (a) | (a) | 4.02 |
| 1933 | (a) | (a) | 5.21 | (a) | (a) | 4.95 |
| 1934 | (a) | (a) | 4.87 | (a) | (a) | 4.23 |
| 1935 | 4.03 | 3.66 | 3.82 | 3.75 | 3.01 | 3.33 |
| 1936 | 5.95 | 4.44 | 5.07 | 4.53 | 4.04 | 4.25 |

(a) Particulars not available.

No. 23.—Deaths.—Age Groups and Classes of Disease.—Metropolitan Division, 1886.

| Age Groups. | Class I. Parasitic and Infectious Diseases. | | Classes II. to V. General Diseases. | | Class VI. Diseases of the Nervous System. | | Class VII. Diseases of the Circulatory System. | | Class VIII. Diseases of the Respiratory System. | | Class IX. Diseases of the Digestive System. | | Classes X. to XIII. Other Diseases. | | Classes XIV. and XV. Malformations, Diseases of Early Infancy. | | Classes XVI. to XVIII. Old Age, Violence, Accidents, etc. | | Total Deaths (all causes). | | |
|---------------------------------|--|-----|--|-----|--|-----|---|-----|--|-----|--|-----|--|-----|---|-----|--|-----|----------------------------|-----|-------|
| | M. | F. | M. | F. | M. | F. | M. | F. | M. | F. | M. | F. | M. | F. | M. | F. | M. | F. | | | |
| | M. | F. | M. | F. | M. | F. | M. | F. | M. | F. | M. | F. | M. | F. | M. | F. | M. | F. | | | |
| Under 1 week ... | ... | ... | ... | ... | ... | ... | ... | ... | ... | ... | ... | ... | ... | ... | ... | ... | ... | ... | ... | ... | |
| 1 week and under 1 month ... | ... | ... | ... | ... | ... | ... | ... | ... | ... | ... | ... | ... | ... | ... | ... | ... | ... | ... | ... | ... | |
| 1 month and under 3 months ... | ... | ... | ... | ... | ... | ... | ... | ... | ... | ... | ... | ... | ... | ... | ... | ... | ... | ... | ... | ... | |
| 3 months and under 6 months ... | ... | ... | ... | ... | ... | ... | ... | ... | ... | ... | ... | ... | ... | ... | ... | ... | ... | ... | ... | ... | |
| 6 months and under 1 year ... | ... | ... | ... | ... | ... | ... | ... | ... | ... | ... | ... | ... | ... | ... | ... | ... | ... | ... | ... | ... | |
| Total under 1 year ... | 8 | 10 | 2 | ... | 1 | 2 | ... | ... | 9 | 8 | 8 | 9 | 1 | 3 | 56 | 38 | 1 | ... | 86 | 70 | 156 |
| 1 to 4 years | 19 | 6 | 8 | 1 | 2 | ... | ... | ... | 5 | 9 | 8 | 7 | 1 | ... | 1 | ... | ... | ... | 41 | 25 | 66 |
| 5 " 9 " | 6 | 8 | 2 | 1 | 1 | ... | ... | ... | 2 | 1 | ... | ... | ... | ... | ... | ... | ... | ... | 18 | 13 | 31 |
| 10 " 14 " | 1 | 1 | 1 | 1 | 1 | ... | ... | ... | 2 | 1 | ... | ... | ... | ... | ... | ... | ... | ... | 9 | 9 | 18 |
| 15 " 19 " | 1 | 1 | 1 | 1 | 3 | ... | ... | ... | 2 | 1 | ... | ... | ... | ... | ... | ... | ... | ... | 14 | 11 | 25 |
| 20 " 24 " | 3 | 5 | 4 | 4 | 2 | ... | ... | ... | 1 | 1 | ... | ... | ... | ... | ... | ... | ... | ... | 17 | 17 | 34 |
| 25 " 29 " | 6 | 6 | 3 | 3 | 2 | ... | ... | ... | 1 | 1 | ... | ... | ... | ... | ... | ... | ... | ... | 4 | 4 | 8 |
| 30 " 34 " | 7 | 8 | 2 | 2 | 1 | ... | ... | ... | 2 | 1 | ... | ... | ... | ... | ... | ... | ... | ... | 5 | 5 | 10 |
| 35 " 39 " | 6 | 6 | 1 | 2 | 2 | ... | ... | ... | 3 | 3 | ... | ... | ... | ... | ... | ... | ... | ... | 6 | 6 | 12 |
| 40 " 44 " | 8 | 2 | 6 | 4 | 1 | ... | ... | ... | 1 | 1 | ... | ... | ... | ... | ... | ... | ... | ... | 6 | 6 | 12 |
| 45 " 49 " | 6 | 1 | 5 | 3 | 3 | ... | ... | ... | 2 | 2 | ... | ... | ... | ... | ... | ... | ... | ... | 3 | 3 | 6 |
| 50 " 54 " | 12 | 2 | 5 | 5 | 7 | ... | ... | ... | 3 | 5 | ... | ... | ... | ... | ... | ... | ... | ... | 4 | 4 | 8 |
| 55 " 59 " | 13 | 6 | 6 | 19 | 8 | ... | ... | ... | 7 | 9 | ... | ... | ... | ... | ... | ... | ... | ... | 6 | 6 | 12 |
| 60 " 64 " | 19 | 4 | 20 | 20 | 9 | ... | ... | ... | 8 | 9 | ... | ... | ... | ... | ... | ... | ... | ... | 11 | 11 | 22 |
| 65 " 69 " | 21 | 8 | 36 | 18 | 12 | ... | ... | ... | 16 | 17 | ... | ... | ... | ... | ... | ... | ... | ... | 13 | 13 | 26 |
| 70 " 74 " | 15 | 4 | 40 | 30 | 18 | ... | ... | ... | 32 | 32 | ... | ... | ... | ... | ... | ... | ... | ... | 10 | 10 | 20 |
| 75 " 79 " | 1 | 4 | 41 | 25 | 21 | ... | ... | ... | 68 | 48 | ... | ... | ... | ... | ... | ... | ... | ... | 22 | 10 | 32 |
| 80 " 84 " | 3 | 8 | 24 | 10 | 17 | ... | ... | ... | 39 | 42 | ... | ... | ... | ... | ... | ... | ... | ... | 16 | 11 | 27 |
| 85 " 89 " | 2 | 1 | 10 | 8 | 10 | ... | ... | ... | 16 | 7 | ... | ... | ... | ... | ... | ... | ... | ... | 16 | 18 | 34 |
| 90 " 94 " | ... | ... | ... | ... | ... | ... | ... | ... | 8 | 14 | ... | ... | ... | ... | ... | ... | ... | ... | 4 | 3 | 7 |
| 95 " 99 " | ... | ... | ... | ... | ... | ... | ... | ... | 3 | 5 | ... | ... | ... | ... | ... | ... | ... | ... | 2 | 2 | 4 |
| 100 years and over | ... | ... | ... | ... | ... | ... | ... | ... | 1 | 1 | ... | ... | ... | ... | ... | ... | ... | ... | 1 | 1 | 2 |
| Age not stated | ... | ... | ... | ... | ... | ... | ... | ... | ... | ... | ... | ... | ... | ... | ... | ... | ... | ... | ... | ... | ... |
| GRAND TOTAL | 151 | 78 | 226 | 172 | 116 | 94 | 352 | 215 | 140 | 90 | 89 | 68 | 121 | 90 | 58 | 38 | 150 | 107 | 1,403 | 952 | 2,355 |

No. 24.—Deaths.—Outside Metropolitan Division.—Age Groups and Classes of Disease.—1936.

| Age Groups. | Class I. Parasitic and Infectious Diseases. | | Classes II. to V. General Diseases. | | Class VI. Diseases of the Nervous System. | | Class VII. Diseases of the Circulatory System. | | Class VIII. Diseases of the Respiratory System. | | Class IX. Diseases of the Digestive System. | | Classes X. to XIII. Other Diseases. | | Classes XIV. and XV. Malformations, Diseases of Early Infancy. | | Classes XVI. to XVIII. Old Age, Violence, Accidents, etc. | | Total Deaths (all causes). | | | | |
|---------------------------------|--|-----|--|-----|--|-----|---|-----|--|-----|--|-----|--|-----|---|-----|--|-----|----------------------------|-------|--------|-------|-----|
| | M. | F. | M. | F. | M. | F. | M. | F. | M. | F. | M. | F. | M. | F. | M. | F. | M. | F. | M. | F. | Total. | | |
| | Under 1 week ... | 2 | 1 | ... | ... | ... | 2 | ... | ... | ... | ... | ... | ... | ... | ... | ... | ... | ... | ... | ... | ... | 55 | 30 |
| 1 week and under 1 month ... | 2 | 3 | ... | ... | ... | 1 | ... | ... | ... | ... | ... | ... | ... | ... | ... | ... | ... | ... | ... | ... | 17 | 12 | 29 |
| 1 month and under 3 months ... | 3 | 6 | ... | ... | ... | ... | ... | ... | ... | ... | ... | ... | ... | ... | ... | ... | ... | ... | ... | ... | 11 | 12 | 23 |
| 3 months and under 6 months ... | 4 | 5 | ... | ... | ... | ... | ... | ... | ... | ... | ... | ... | ... | ... | ... | ... | ... | ... | ... | ... | 6 | 6 | 12 |
| 6 months and under 1 year ... | 11 | 15 | ... | ... | ... | 3 | 1 | ... | ... | ... | ... | ... | ... | ... | ... | ... | ... | ... | ... | ... | 22 | 16 | 38 |
| Total under 1 year ... | 105 | 145 | ... | ... | ... | 66 | 48 | 272 | 135 | 124 | 67 | 70 | 48 | 80 | 76 | 74 | 53 | 263 | 63 | ... | 111 | 91 | 202 |
| 1 to 4 years ... | 6 | 12 | 3 | 2 | 2 | 1 | 1 | 1 | 2 | 7 | 4 | 6 | ... | ... | ... | ... | ... | ... | ... | ... | 29 | 36 | 65 |
| 5 " 9 " ... | 3 | 1 | 1 | 4 | ... | ... | ... | ... | ... | 3 | 2 | 2 | ... | ... | ... | ... | ... | ... | ... | ... | 15 | 8 | 23 |
| 10 " 14 " ... | 2 | 3 | 3 | 1 | ... | ... | ... | ... | ... | 2 | 4 | ... | ... | ... | ... | ... | ... | ... | ... | ... | 17 | 12 | 29 |
| 15 " 19 " ... | 1 | 5 | 2 | 1 | ... | ... | ... | ... | ... | 1 | 3 | ... | ... | ... | ... | ... | ... | ... | ... | ... | 25 | 12 | 37 |
| 20 " 24 " ... | 10 | 6 | 2 | 2 | ... | ... | ... | ... | ... | 1 | 4 | ... | ... | ... | ... | ... | ... | ... | ... | ... | 11 | 15 | 46 |
| 25 " 29 " ... | 6 | 1 | 3 | 2 | ... | ... | ... | ... | ... | ... | ... | ... | ... | ... | ... | ... | ... | ... | ... | ... | 17 | 21 | 67 |
| 30 " 34 " ... | 6 | 5 | 3 | 2 | ... | ... | ... | ... | ... | ... | ... | ... | ... | ... | ... | ... | ... | ... | ... | ... | 24 | 24 | 67 |
| 35 " 39 " ... | 6 | 5 | 3 | 2 | ... | ... | ... | ... | ... | ... | ... | ... | ... | ... | ... | ... | ... | ... | ... | ... | 24 | 24 | 67 |
| 40 " 44 " ... | 3 | 2 | 3 | 3 | ... | ... | ... | ... | ... | ... | ... | ... | ... | ... | ... | ... | ... | ... | ... | ... | 25 | 25 | 59 |
| 45 " 49 " ... | 12 | 3 | 6 | 6 | ... | ... | ... | ... | ... | ... | ... | ... | ... | ... | ... | ... | ... | ... | ... | ... | 16 | 21 | 67 |
| 50 " 54 " ... | 9 | 9 | 8 | 6 | ... | ... | ... | ... | ... | ... | ... | ... | ... | ... | ... | ... | ... | ... | ... | ... | 20 | 24 | 67 |
| 55 " 59 " ... | 4 | 1 | 15 | 13 | ... | ... | ... | ... | ... | ... | ... | ... | ... | ... | ... | ... | ... | ... | ... | ... | 17 | 21 | 67 |
| 60 " 64 " ... | 12 | 3 | 27 | 21 | ... | ... | ... | ... | ... | ... | ... | ... | ... | ... | ... | ... | ... | ... | ... | ... | 84 | 39 | 108 |
| 65 " 69 " ... | 9 | 3 | 26 | 11 | ... | ... | ... | ... | ... | ... | ... | ... | ... | ... | ... | ... | ... | ... | ... | ... | 77 | 33 | 110 |
| 70 " 74 " ... | 3 | 3 | 19 | 8 | ... | ... | ... | ... | ... | ... | ... | ... | ... | ... | ... | ... | ... | ... | ... | ... | 137 | 59 | 196 |
| 75 " 79 " ... | 3 | 1 | 17 | 6 | ... | ... | ... | ... | ... | ... | ... | ... | ... | ... | ... | ... | ... | ... | ... | ... | 134 | 43 | 177 |
| 80 " 84 " ... | 1 | 1 | 8 | 2 | ... | ... | ... | ... | ... | ... | ... | ... | ... | ... | ... | ... | ... | ... | ... | ... | 123 | 67 | 190 |
| 85 " 89 " ... | 1 | 2 | 2 | 2 | ... | ... | ... | ... | ... | ... | ... | ... | ... | ... | ... | ... | ... | ... | ... | ... | 96 | 50 | 146 |
| 90 " 94 " ... | ... | ... | ... | ... | ... | ... | ... | ... | ... | ... | ... | ... | ... | ... | ... | ... | ... | ... | ... | ... | 46 | 33 | 79 |
| 95 " 99 " ... | ... | ... | ... | ... | ... | ... | ... | ... | ... | ... | ... | ... | ... | ... | ... | ... | ... | ... | ... | ... | 18 | 16 | 34 |
| 100 years and over ... | ... | ... | ... | ... | ... | ... | ... | ... | ... | ... | ... | ... | ... | ... | ... | ... | ... | ... | ... | ... | 7 | 9 | 16 |
| Age not stated ... | ... | ... | ... | ... | ... | ... | ... | ... | ... | ... | ... | ... | ... | ... | ... | ... | ... | ... | ... | ... | 1 | 1 | 2 |
| GRAND TOTAL ... | 105 | 145 | 66 | 48 | 272 | 135 | 124 | 67 | 70 | 48 | 80 | 76 | 74 | 53 | 263 | 63 | ... | ... | ... | 1,208 | 667 | 1,875 | |

No. 25.—Deaths.—Age Groups and Classes of Disease—Whole State, 1936.

| Age Groups. | Class I. Parasitic and Infectious Diseases. | | Classes II. to V. General Diseases. | | Class VI. Diseases of the Nervous System. | | Class VII. Diseases of the Circulatory System. | | Class VIII. Diseases of the Respiratory System. | | Class IX. Diseases of the Digestive System. | | Classes X. to XIII. Other Diseases. | | Classes XIV. and XV. Malformations, Diseases of Early Infancy. | | Classes XVII. to XVIII. Old Age, Violence, Accidents, etc. | | Total Deaths (all causes). | |
|-----------------------------|--|-------|--|-------|--|-------|---|-------|--|-------|--|-------|--|-------|---|-------|---|-------|----------------------------|-------|
| | M. | F. | M. | F. | M. | F. | M. | F. | M. | F. | M. | F. | M. | F. | M. | F. | M. | F. | | |
| | Total | Total | Total | Total | Total | Total | Total | Total | Total | Total | Total | Total | Total | Total | Total | Total | Total | Total | | Total |
| Under 1 week | 2 | 2 | 1 | 2 | 2 | 2 | 2 | 2 | 2 | 2 | 2 | 2 | 2 | 2 | 2 | 2 | 2 | 2 | 2 | 171 |
| 1 week and under 1 month | 5 | 7 | 1 | 1 | 1 | 1 | 1 | 1 | 1 | 1 | 1 | 1 | 1 | 1 | 1 | 1 | 1 | 1 | 1 | 70 |
| 1 month and under 3 months | 8 | 8 | 1 | 1 | 1 | 1 | 1 | 1 | 1 | 1 | 1 | 1 | 1 | 1 | 1 | 1 | 1 | 1 | 1 | 25 |
| 3 months and under 6 months | 7 | 8 | 1 | 2 | 1 | 1 | 1 | 1 | 1 | 1 | 1 | 1 | 1 | 1 | 1 | 1 | 1 | 1 | 1 | 21 |
| 6 months and under 1 year | 5 | 8 | 1 | 1 | 1 | 1 | 1 | 1 | 1 | 1 | 1 | 1 | 1 | 1 | 1 | 1 | 1 | 1 | 1 | 12 |
| Total under 1 year ... | 10 | 25 | 2 | 5 | 1 | 1 | 1 | 1 | 1 | 1 | 1 | 1 | 1 | 1 | 1 | 1 | 1 | 1 | 1 | 38 |
| 1 to 4 years | 25 | 20 | 4 | 1 | 1 | 1 | 1 | 1 | 1 | 1 | 1 | 1 | 1 | 1 | 1 | 1 | 1 | 1 | 1 | 70 |
| 5 " 6 " | 10 | 10 | 3 | 3 | 2 | 2 | 2 | 2 | 2 | 2 | 2 | 2 | 2 | 2 | 2 | 2 | 2 | 2 | 2 | 33 |
| 7 " 8 " | 8 | 8 | 4 | 4 | 1 | 1 | 1 | 1 | 1 | 1 | 1 | 1 | 1 | 1 | 1 | 1 | 1 | 1 | 1 | 26 |
| 9 " 10 " | 4 | 4 | 4 | 4 | 1 | 1 | 1 | 1 | 1 | 1 | 1 | 1 | 1 | 1 | 1 | 1 | 1 | 1 | 1 | 23 |
| 11 " 12 " | 4 | 4 | 6 | 6 | 4 | 4 | 4 | 4 | 4 | 4 | 4 | 4 | 4 | 4 | 4 | 4 | 4 | 4 | 4 | 48 |
| 13 " 14 " | 4 | 4 | 6 | 6 | 1 | 1 | 1 | 1 | 1 | 1 | 1 | 1 | 1 | 1 | 1 | 1 | 1 | 1 | 1 | 22 |
| 15 " 16 " | 10 | 10 | 5 | 5 | 4 | 4 | 4 | 4 | 4 | 4 | 4 | 4 | 4 | 4 | 4 | 4 | 4 | 4 | 4 | 66 |
| 17 " 18 " | 13 | 13 | 1 | 1 | 1 | 1 | 1 | 1 | 1 | 1 | 1 | 1 | 1 | 1 | 1 | 1 | 1 | 1 | 1 | 65 |
| 19 " 20 " | 13 | 13 | 1 | 1 | 1 | 1 | 1 | 1 | 1 | 1 | 1 | 1 | 1 | 1 | 1 | 1 | 1 | 1 | 1 | 65 |
| 21 " 22 " | 14 | 14 | 0 | 0 | 2 | 2 | 2 | 2 | 2 | 2 | 2 | 2 | 2 | 2 | 2 | 2 | 2 | 2 | 2 | 82 |
| 23 " 24 " | 14 | 14 | 0 | 0 | 2 | 2 | 2 | 2 | 2 | 2 | 2 | 2 | 2 | 2 | 2 | 2 | 2 | 2 | 2 | 82 |
| 25 " 26 " | 14 | 14 | 0 | 0 | 2 | 2 | 2 | 2 | 2 | 2 | 2 | 2 | 2 | 2 | 2 | 2 | 2 | 2 | 2 | 82 |
| 27 " 28 " | 14 | 14 | 0 | 0 | 2 | 2 | 2 | 2 | 2 | 2 | 2 | 2 | 2 | 2 | 2 | 2 | 2 | 2 | 2 | 82 |
| 29 " 30 " | 14 | 14 | 0 | 0 | 2 | 2 | 2 | 2 | 2 | 2 | 2 | 2 | 2 | 2 | 2 | 2 | 2 | 2 | 2 | 82 |
| 31 " 32 " | 14 | 14 | 0 | 0 | 2 | 2 | 2 | 2 | 2 | 2 | 2 | 2 | 2 | 2 | 2 | 2 | 2 | 2 | 2 | 82 |
| 33 " 34 " | 14 | 14 | 0 | 0 | 2 | 2 | 2 | 2 | 2 | 2 | 2 | 2 | 2 | 2 | 2 | 2 | 2 | 2 | 2 | 82 |
| 35 " 36 " | 14 | 14 | 0 | 0 | 2 | 2 | 2 | 2 | 2 | 2 | 2 | 2 | 2 | 2 | 2 | 2 | 2 | 2 | 2 | 82 |
| 37 " 38 " | 14 | 14 | 0 | 0 | 2 | 2 | 2 | 2 | 2 | 2 | 2 | 2 | 2 | 2 | 2 | 2 | 2 | 2 | 2 | 82 |
| 39 " 40 " | 14 | 14 | 0 | 0 | 2 | 2 | 2 | 2 | 2 | 2 | 2 | 2 | 2 | 2 | 2 | 2 | 2 | 2 | 2 | 82 |
| 41 " 42 " | 14 | 14 | 0 | 0 | 2 | 2 | 2 | 2 | 2 | 2 | 2 | 2 | 2 | 2 | 2 | 2 | 2 | 2 | 2 | 82 |
| 43 " 44 " | 14 | 14 | 0 | 0 | 2 | 2 | 2 | 2 | 2 | 2 | 2 | 2 | 2 | 2 | 2 | 2 | 2 | 2 | 2 | 82 |
| 45 " 46 " | 14 | 14 | 0 | 0 | 2 | 2 | 2 | 2 | 2 | 2 | 2 | 2 | 2 | 2 | 2 | 2 | 2 | 2 | 2 | 82 |
| 47 " 48 " | 14 | 14 | 0 | 0 | 2 | 2 | 2 | 2 | 2 | 2 | 2 | 2 | 2 | 2 | 2 | 2 | 2 | 2 | 2 | 82 |
| 49 " 50 " | 14 | 14 | 0 | 0 | 2 | 2 | 2 | 2 | 2 | 2 | 2 | 2 | 2 | 2 | 2 | 2 | 2 | 2 | 2 | 82 |
| 51 " 52 " | 14 | 14 | 0 | 0 | 2 | 2 | 2 | 2 | 2 | 2 | 2 | 2 | 2 | 2 | 2 | 2 | 2 | 2 | 2 | 82 |
| 53 " 54 " | 14 | 14 | 0 | 0 | 2 | 2 | 2 | 2 | 2 | 2 | 2 | 2 | 2 | 2 | 2 | 2 | 2 | 2 | 2 | 82 |
| 55 " 56 " | 14 | 14 | 0 | 0 | 2 | 2 | 2 | 2 | 2 | 2 | 2 | 2 | 2 | 2 | 2 | 2 | 2 | 2 | 2 | 82 |
| 57 " 58 " | 14 | 14 | 0 | 0 | 2 | 2 | 2 | 2 | 2 | 2 | 2 | 2 | 2 | 2 | 2 | 2 | 2 | 2 | 2 | 82 |
| 59 " 60 " | 14 | 14 | 0 | 0 | 2 | 2 | 2 | 2 | 2 | 2 | 2 | 2 | 2 | 2 | 2 | 2 | 2 | 2 | 2 | 82 |
| 61 " 62 " | 14 | 14 | 0 | 0 | 2 | 2 | 2 | 2 | 2 | 2 | 2 | 2 | 2 | 2 | 2 | 2 | 2 | 2 | 2 | 82 |
| 63 " 64 " | 14 | 14 | 0 | 0 | 2 | 2 | 2 | 2 | 2 | 2 | 2 | 2 | 2 | 2 | 2 | 2 | 2 | 2 | 2 | 82 |
| 65 " 66 " | 14 | 14 | 0 | 0 | 2 | 2 | 2 | 2 | 2 | 2 | 2 | 2 | 2 | 2 | 2 | 2 | 2 | 2 | 2 | 82 |
| 67 " 68 " | 14 | 14 | 0 | 0 | 2 | 2 | 2 | 2 | 2 | 2 | 2 | 2 | 2 | 2 | 2 | 2 | 2 | 2 | 2 | 82 |
| 69 " 70 " | 14 | 14 | 0 | 0 | 2 | 2 | 2 | 2 | 2 | 2 | 2 | 2 | 2 | 2 | 2 | 2 | 2 | 2 | 2 | 82 |
| 71 " 72 " | 14 | 14 | 0 | 0 | 2 | 2 | 2 | 2 | 2 | 2 | 2 | 2 | 2 | 2 | 2 | 2 | 2 | 2 | 2 | 82 |
| 73 " 74 " | 14 | 14 | 0 | 0 | 2 | 2 | 2 | 2 | 2 | 2 | 2 | 2 | 2 | 2 | 2 | 2 | 2 | 2 | 2 | 82 |
| 75 " 76 " | 14 | 14 | 0 | 0 | 2 | 2 | 2 | 2 | 2 | 2 | 2 | 2 | 2 | 2 | 2 | 2 | 2 | 2 | 2 | 82 |
| 77 " 78 " | 14 | 14 | 0 | 0 | 2 | 2 | 2 | 2 | 2 | 2 | 2 | 2 | 2 | 2 | 2 | 2 | 2 | 2 | 2 | 82 |
| 79 " 80 " | 14 | 14 | 0 | 0 | 2 | 2 | 2 | 2 | 2 | 2 | 2 | 2 | 2 | 2 | 2 | 2 | 2 | 2 | 2 | 82 |
| 81 " 82 " | 14 | 14 | 0 | 0 | 2 | 2 | 2 | 2 | 2 | 2 | 2 | 2 | 2 | 2 | 2 | 2 | 2 | 2 | 2 | 82 |
| 83 " 84 " | 14 | 14 | 0 | 0 | 2 | 2 | 2 | 2 | 2 | 2 | 2 | 2 | 2 | 2 | 2 | 2 | 2 | 2 | 2 | 82 |
| 85 " 86 " | 14 | 14 | 0 | 0 | 2 | 2 | 2 | 2 | 2 | 2 | 2 | 2 | 2 | 2 | 2 | 2 | 2 | 2 | 2 | 82 |
| 87 " 88 " | 14 | 14 | 0 | 0 | 2 | 2 | 2 | 2 | 2 | 2 | 2 | 2 | 2 | 2 | 2 | 2 | 2 | 2 | 2 | 82 |
| 89 " 90 " | 14 | 14 | 0 | 0 | 2 | 2 | 2 | 2 | 2 | 2 | 2 | 2 | 2 | 2 | 2 | 2 | 2 | 2 | 2 | 82 |
| 91 " 92 " | 14 | 14 | 0 | 0 | 2 | 2 | 2 | 2 | 2 | 2 | 2 | 2 | 2 | 2 | 2 | 2 | 2 | 2 | 2 | 82 |
| 93 " 94 " | 14 | 14 | 0 | 0 | 2 | 2 | 2 | 2 | 2 | 2 | 2 | 2 | 2 | 2 | 2 | 2 | 2 | 2 | 2 | 82 |
| 95 " 96 " | 14 | 14 | 0 | 0 | 2 | 2 | 2 | 2 | 2 | 2 | 2 | 2 | 2 | 2 | 2 | 2 | 2 | 2 | 2 | 82 |
| 97 " 98 " | 14 | 14 | 0 | 0 | 2 | 2 | 2 | 2 | 2 | 2 | 2 | 2 | 2 | 2 | 2 | 2 | 2 | 2 | 2 | 82 |
| 99 " 100 " | 14 | 14 | 0 | 0 | 2 | 2 | 2 | 2 | 2 | 2 | 2 | 2 | 2 | 2 | 2 | 2 | 2 | 2 | 2 | 82 |
| Age not stated | 1 | 1 | 1 | 1 | 1 | 1 | 1 | 1 | 1 | 1 | 1 | 1 | 1 | 1 | 1 | 1 | 1 | 1 | 1 | 1 |
| GRAND TOTAL | 256 | 145 | 371 | 282 | 182 | 182 | 624 | 350 | 264 | 157 | 168 | 116 | 201 | 166 | 132 | 91 | 413 | 170 | 2,611 | 4,280 |

No. 28.—Causes of Deaths of Children under one year, for each month of 1886—continued.

| Cause of Death. | January. | | February. | | March. | | April. | | May. | | June. | | July. | | August. | | Sept. | | October. | | Nov. | | Dec. | | Total. | | | | | |
|--|----------|-----|-----------|-----|--------|-----|--------|-----|------|-----|-------|-----|-------|-----|---------|-----|-------|-----|----------|-----|------|-----|------|-----|--------|-----|-----|-----|-----|----|
| | M. | F. | M. | F. | M. | F. | M. | F. | M. | F. | M. | F. | M. | F. | M. | F. | M. | F. | M. | F. | M. | F. | M. | F. | M. | F. | | | | |
| | | | | | | | | | | | | | | | | | | | | | | | | | | | | | | |
| CLASS IX.—DISEASES OF THE DIGESTIVE SYSTEM. | | | | | | | | | | | | | | | | | | | | | | | | | | | | | | |
| Diarrhea and Enteritis ... | 1 | 2 | 2 | 1 | 1 | 1 | 1 | 2 | 2 | 1 | ... | ... | ... | 2 | 1 | 1 | ... | ... | ... | 1 | ... | 3 | ... | ... | ... | ... | 14 | 9 | | |
| Hernia, Intestinal Obstruction ... | 1 | 1 | 1 | ... | ... | ... | ... | ... | ... | ... | ... | ... | ... | ... | ... | ... | ... | ... | ... | 1 | ... | ... | ... | ... | ... | 2 | 1 | 2 | | |
| Other ... | 1 | ... | ... | ... | ... | ... | ... | ... | ... | ... | ... | ... | ... | ... | ... | ... | ... | ... | ... | 1 | ... | ... | ... | ... | ... | 1 | 2 | 2 | | |
| Total, Class IX. ... | 2 | 2 | 3 | ... | 1 | 2 | 1 | 2 | 2 | 1 | ... | ... | ... | 2 | 1 | 2 | ... | ... | ... | 2 | ... | 3 | ... | ... | ... | 3 | 1 | 18 | 12 | |
| CLASS X.—NON-VENEREAL DISEASES OF THE GENITO-URINARY SYSTEM. | | | | | | | | | | | | | | | | | | | | | | | | | | | | | | |
| Nephritis (Bright's Disease) ... | 1 | ... | ... | ... | ... | ... | ... | ... | ... | ... | ... | ... | ... | ... | ... | ... | ... | ... | ... | ... | ... | 1 | ... | ... | ... | ... | 1 | 1 | 1 | |
| Other ... | 1 | ... | ... | ... | ... | ... | ... | ... | ... | ... | ... | ... | ... | ... | ... | ... | ... | ... | ... | ... | ... | ... | ... | ... | ... | ... | ... | ... | ... | |
| Total, Class X. ... | 1 | 1 | ... | ... | ... | ... | ... | ... | ... | ... | ... | ... | ... | ... | ... | ... | ... | ... | ... | ... | ... | ... | ... | ... | ... | ... | 1 | 1 | 1 | |
| CLASS XII.—DISEASES OF THE SKIN AND OF THE CELLULAR TISSUE ... | | | | | | | | | | | | | | | | | | | | | | | | | | | | | | |
| | ... | ... | ... | ... | ... | ... | ... | ... | ... | ... | ... | ... | ... | ... | ... | ... | ... | ... | ... | ... | ... | ... | ... | ... | ... | ... | ... | ... | ... | |
| CLASS XIII.—DISEASES OF THE BONES AND OF THE ORGANS OF LOCOMOTION ... | | | | | | | | | | | | | | | | | | | | | | | | | | | | | | |
| | ... | ... | ... | ... | ... | ... | ... | ... | ... | ... | ... | ... | ... | ... | ... | ... | ... | ... | ... | ... | ... | ... | ... | ... | ... | ... | ... | ... | ... | |
| CLASS XIV.—CONGENITAL MALFORMATIONS ... | | | | | | | | | | | | | | | | | | | | | | | | | | | | | | |
| | ... | ... | ... | ... | 1 | 3 | 2 | 1 | 1 | 1 | 1 | 1 | 1 | 1 | 1 | 1 | 1 | 2 | 2 | 2 | 2 | 2 | 2 | 2 | 2 | 2 | 2 | 2 | 2 | |
| CLASS XV.—DISEASES OF EARLY INFANCY. | | | | | | | | | | | | | | | | | | | | | | | | | | | | | | |
| Congenital Debility ... | 2 | 2 | 1 | 1 | 1 | 1 | 2 | 2 | 1 | 3 | 3 | 3 | 3 | 1 | 1 | 1 | 5 | 2 | 2 | 1 | 1 | 1 | 3 | 3 | 3 | 5 | 1 | 3 | 22 | 13 |
| Premature Birth ... | 4 | 3 | 3 | 4 | 12 | 1 | 3 | 4 | 3 | 2 | 4 | 6 | 9 | 1 | 1 | 2 | 5 | 4 | 3 | 3 | 3 | 5 | 1 | 8 | 5 | 1 | 8 | 52 | 48 | |
| Injury at Birth ... | 3 | 2 | 2 | 2 | 2 | 2 | 2 | 2 | 1 | 3 | 3 | 5 | 5 | 1 | 1 | 4 | 4 | 2 | 1 | 1 | 1 | 1 | 2 | 2 | 2 | 2 | 2 | 25 | 8 | |
| Other Diseases peculiar to Early Infancy ... | 9 | 5 | 7 | 9 | 18 | 2 | 2 | 2 | 2 | 1 | 3 | 1 | 3 | 1 | 3 | 1 | 3 | ... | ... | ... | ... | ... | ... | ... | ... | ... | ... | 17 | 6 | |
| Total, Class XV. ... | 9 | 5 | 7 | 9 | 18 | 2 | 11 | 5 | 11 | 5 | 8 | 4 | 12 | 11 | 6 | 4 | 17 | 8 | 5 | 5 | 5 | 8 | 7 | 9 | 116 | 75 | ... | ... | | |
| CLASS XVII.—VIOLENT OR ACCIDENTAL DEATHS. | | | | | | | | | | | | | | | | | | | | | | | | | | | | | | |
| Accidental Drowning ... | ... | ... | ... | ... | ... | ... | ... | ... | ... | ... | ... | ... | ... | ... | ... | ... | ... | ... | ... | ... | ... | ... | ... | ... | ... | ... | ... | ... | ... | |
| All other Accidental Causes ... | 2 | 1 | ... | ... | ... | ... | ... | ... | ... | ... | ... | ... | ... | ... | ... | ... | ... | ... | ... | ... | ... | ... | ... | ... | ... | ... | ... | ... | ... | |
| Other Violent Deaths ... | ... | ... | ... | ... | ... | ... | ... | ... | ... | ... | ... | ... | ... | ... | ... | ... | ... | ... | ... | ... | ... | ... | ... | ... | ... | ... | ... | ... | ... | |
| Total, Class XVII. ... | 2 | 1 | ... | ... | ... | ... | ... | ... | ... | ... | ... | ... | ... | ... | ... | ... | ... | ... | ... | ... | ... | ... | ... | ... | ... | ... | ... | ... | ... | |
| CLASS XVIII.—ILL-DEFINED CAUSES ... | | | | | | | | | | | | | | | | | | | | | | | | | | | | | | |
| | ... | ... | ... | ... | ... | ... | ... | ... | ... | ... | ... | ... | ... | ... | ... | ... | ... | ... | ... | ... | ... | ... | ... | ... | ... | ... | ... | ... | ... | |
| | ... | ... | ... | ... | ... | ... | ... | ... | ... | ... | ... | ... | ... | ... | ... | ... | ... | ... | ... | ... | ... | ... | ... | ... | ... | ... | ... | ... | ... | |
| | ... | ... | ... | ... | ... | ... | ... | ... | ... | ... | ... | ... | ... | ... | ... | ... | ... | ... | ... | ... | ... | ... | ... | ... | ... | ... | ... | ... | ... | |
| | ... | ... | ... | ... | ... | ... | ... | ... | ... | ... | ... | ... | ... | ... | ... | ... | ... | ... | ... | ... | ... | ... | ... | ... | ... | ... | ... | ... | ... | |
| | ... | ... | ... | ... | ... | ... | ... | ... | ... | ... | ... | ... | ... | ... | ... | ... | ... | ... | ... | ... | ... | ... | ... | ... | ... | ... | ... | ... | ... | |
| | ... | ... | ... | ... | ... | ... | ... | ... | ... | ... | ... | ... | ... | ... | ... | ... | ... | ... | ... | ... | ... | ... | ... | ... | ... | ... | ... | ... | ... | |
| | ... | ... | ... | ... | ... | ... | ... | ... | ... | ... | ... | ... | ... | ... | ... | ... | ... | ... | ... | ... | ... | ... | ... | ... | ... | ... | ... | ... | ... | |
| | ... | ... | ... | ... | ... | ... | ... | ... | ... | ... | ... | ... | ... | ... | ... | ... | ... | ... | ... | ... | ... | ... | ... | ... | ... | ... | ... | ... | ... | |
| | ... | ... | ... | ... | ... | ... | ... | ... | ... | ... | ... | ... | ... | ... | ... | ... | ... | ... | ... | ... | ... | ... | ... | ... | ... | ... | ... | ... | ... | |
| | ... | ... | ... | ... | ... | ... | ... | ... | ... | ... | ... | ... | ... | ... | ... | ... | ... | ... | ... | ... | ... | ... | ... | ... | ... | ... | ... | ... | ... | |
| | ... | ... | ... | ... | ... | ... | ... | ... | ... | ... | ... | ... | ... | ... | ... | ... | ... | ... | ... | ... | ... | ... | ... | ... | ... | ... | ... | ... | ... | |
| | ... | ... | ... | ... | ... | ... | ... | ... | ... | ... | ... | ... | ... | ... | ... | ... | ... | ... | ... | ... | ... | ... | ... | ... | ... | ... | ... | ... | ... | |
| | ... | ... | ... | ... | ... | ... | ... | ... | ... | ... | ... | ... | ... | ... | ... | ... | ... | ... | ... | ... | ... | ... | ... | ... | ... | ... | ... | ... | ... | |
| | ... | ... | ... | ... | ... | ... | ... | ... | ... | ... | ... | ... | ... | ... | ... | ... | ... | ... | ... | ... | ... | ... | ... | ... | ... | ... | ... | ... | ... | |
| | ... | ... | ... | ... | ... | ... | ... | ... | ... | ... | ... | ... | ... | ... | ... | ... | ... | ... | ... | ... | ... | ... | ... | ... | ... | ... | ... | ... | ... | |
| | ... | ... | ... | ... | ... | ... | ... | ... | ... | ... | ... | ... | ... | ... | ... | ... | ... | ... | ... | ... | ... | ... | ... | ... | ... | ... | ... | ... | ... | |
| | ... | ... | ... | ... | ... | ... | ... | ... | ... | ... | ... | ... | ... | ... | ... | ... | ... | ... | ... | ... | ... | ... | ... | ... | ... | ... | ... | ... | ... | |
| | ... | ... | ... | ... | ... | ... | ... | ... | ... | ... | ... | ... | ... | ... | ... | ... | ... | ... | ... | ... | ... | ... | ... | ... | ... | ... | ... | ... | ... | |
| | ... | ... | ... | ... | ... | ... | ... | ... | ... | ... | ... | ... | ... | ... | ... | ... | ... | ... | ... | ... | ... | ... | ... | ... | ... | ... | ... | ... | ... | |
| | ... | ... | ... | ... | ... | ... | ... | ... | ... | ... | ... | ... | ... | ... | ... | ... | ... | ... | ... | ... | ... | ... | ... | ... | ... | ... | ... | ... | ... | |
| | ... | ... | ... | ... | ... | ... | ... | ... | ... | ... | ... | ... | ... | ... | ... | ... | ... | ... | ... | ... | ... | ... | ... | ... | ... | ... | ... | ... | ... | |
| | ... | ... | ... | ... | ... | ... | ... | ... | ... | ... | ... | ... | ... | ... | ... | ... | ... | ... | ... | ... | ... | ... | ... | ... | ... | ... | ... | ... | ... | |
| | ... | ... | ... | ... | ... | ... | ... | ... | ... | ... | ... | ... | ... | ... | ... | ... | ... | ... | ... | ... | ... | ... | ... | ... | ... | ... | ... | ... | ... | |
| | ... | ... | ... | ... | ... | ... | ... | ... | ... | ... | ... | ... | ... | ... | ... | ... | ... | ... | ... | ... | ... | ... | ... | ... | ... | ... | ... | ... | ... | |
| | ... | ... | ... | ... | ... | ... | ... | ... | ... | ... | ... | ... | ... | ... | ... | ... | ... | ... | ... | ... | ... | ... | ... | ... | ... | ... | ... | ... | ... | |
| | ... | ... | ... | ... | ... | ... | ... | ... | ... | ... | ... | ... | ... | ... | ... | ... | ... | ... | ... | ... | ... | ... | ... | ... | ... | ... | ... | ... | ... | |
| | ... | ... | ... | ... | ... | ... | ... | ... | ... | ... | ... | ... | ... | ... | ... | ... | ... | ... | ... | ... | ... | ... | ... | ... | ... | ... | ... | ... | ... | |
| | ... | ... | ... | ... | ... | ... | ... | ... | ... | ... | ... | ... | ... | ... | ... | ... | ... | ... | ... | ... | ... | ... | ... | ... | ... | ... | ... | ... | ... | |
| | ... | ... | ... | ... | ... | ... | ... | ... | ... | ... | ... | ... | ... | ... | ... | ... | ... | ... | ... | ... | ... | ... | ... | ... | ... | ... | ... | ... | ... | |
| | ... | ... | ... | ... | ... | ... | ... | ... | ... | ... | ... | ... | ... | ... | ... | ... | ... | ... | ... | ... | ... | ... | ... | ... | ... | ... | ... | ... | ... | |
| | ... | ... | ... | ... | ... | ... | ... | ... | ... | ... | ... | ... | ... | ... | ... | ... | ... | ... | ... | ... | ... | ... | ... | ... | ... | ... | ... | ... | ... | |
| | ... | ... | ... | ... | ... | ... | ... | ... | ... | ... | ... | ... | ... | ... | ... | ... | ... | ... | ... | ... | ... | ... | ... | ... | ... | ... | ... | ... | ... | |
| | ... | ... | ... | ... | ... | ... | ... | ... | ... | ... | ... | ... | ... | ... | ... | ... | ... | ... | ... | ... | ... | ... | ... | ... | ... | ... | ... | ... | ... | |
| | ... | ... | ... | ... | ... | ... | ... | ... | ... | ... | ... | ... | ... | ... | ... | ... | ... | ... | ... | ... | ... | ... | ... | ... | ... | ... | ... | ... | ... | |
| | ... | ... | ... | ... | ... | ... | ... | ... | ... | ... | ... | ... | ... | ... | ... | ... | ... | ... | ... | ... | ... | ... | ... | ... | ... | ... | ... | ... | ... | |
| | ... | ... | ... | ... | ... | ... | ... | ... | ... | ... | ... | ... | ... | ... | ... | ... | ... | ... | ... | ... | ... | ... | ... | ... | ... | ... | ... | ... | ... | |
| | ... | ... | ... | ... | ... | ... | ... | ... | ... | ... | ... | ... | ... | ... | ... | ... | ... | ... | ... | ... | ... | ... | ... | ... | ... | ... | ... | ... | ... | |
| | ... | ... | ... | ... | ... | ... | ... | ... | ... | ... | ... | ... | ... | ... | ... | ... | ... | ... | ... | ... | ... | ... | ... | ... | ... | ... | ... | ... | ... | |
| | ... | ... | ... | ... | ... | ... | ... | ... | ... | ... | ... | ... | ... | ... | ... | ... | ... | ... | ... | ... | ... | ... | ... | ... | ... | ... | ... | ... | ... | |
| | ... | ... | ... | ... | ... | ... | ... | ... | ... | ... | ... | ... | ... | ... | ... | ... | ... | ... | ... | ... | ... | ... | ... | ... | ... | ... | ... | ... | ... | |
| | ... | ... | | | | | | | | | | | | | | | | | | | | | | | | | | | | |

No. 30.—Principal Causes of Death in Divisions, 1936.

| Cause of Death | Metropolitan Division. | | Northern Agricultural Division. | | South-Western Division. | | Eastern Goldfields Division. | | Northern Goldfields Division. | | North-Western Division. | | Northern Division. | | Whole State. | |
|---|------------------------|-------|---------------------------------|-------|-------------------------|-------|------------------------------|-------|-------------------------------|-------|-------------------------|-------|--------------------|-------|--------------|-------|
| | M. | F. | M. | F. | M. | F. | M. | F. | M. | F. | M. | F. | M. | F. | M. | F. |
| | Total | Total | Total | Total | Total | Total | Total | Total | Total | Total | Total | Total | Total | Total | Total | Total |
| Typhoid Fever | ... | ... | 1 | 1 | 2 | ... | 4 | 1 | 2 | ... | ... | ... | ... | ... | 0 | 2 |
| Measles | ... | ... | ... | ... | 1 | ... | ... | ... | ... | ... | ... | ... | ... | ... | 1 | 1 |
| Diphtheria | 12 | 13 | 4 | 2 | 2 | 2 | ... | 1 | 1 | ... | ... | ... | ... | 16 | 18 | 36 |
| Influenza | 2 | 6 | 5 | 6 | 6 | 6 | 2 | 2 | 1 | ... | ... | ... | ... | 17 | 16 | 33 |
| Tuberculosis of Respiratory System | 93 | 83 | 6 | 3 | 9 | 9 | 18 | 6 | 3 | ... | 1 | 1 | ... | 140 | 53 | 193 |
| Other Tubercular Diseases | 0 | 3 | 6 | 3 | 0 | ... | 1 | 1 | 3 | ... | ... | ... | ... | 11 | 3 | 16 |
| Veneral Diseases | 12 | 3 | ... | ... | ... | ... | 1 | ... | ... | ... | ... | ... | ... | 16 | 3 | 19 |
| Malaria | ... | ... | 1 | ... | 2 | ... | ... | ... | ... | ... | ... | ... | ... | ... | ... | ... |
| Cancer and other Malignant Tumours | 139 | 123 | 21 | 14 | 56 | 38 | 11 | 10 | 12 | 1 | 1 | 1 | 1 | 295 | 188 | 483 |
| Cerebral Haemorrhage* | 84 | 31 | 7 | 10 | 19 | 8 | 6 | 4 | 2 | ... | ... | ... | ... | 83 | 73 | 156 |
| Heart Diseases | 169 | 169 | 50 | 28 | 107 | 60 | 39 | 21 | 19 | 4 | 3 | ... | 13 | 534 | 283 | 817 |
| Bronchitis | ... | ... | 3 | ... | 3 | 3 | 3 | 1 | 1 | 1 | ... | ... | ... | 29 | 15 | 44 |
| Pneumonia and Broncho-pneumonia | 80 | 66 | 14 | 6 | 28 | 26 | 29 | 16 | 7 | 2 | 1 | ... | ... | 158 | 117 | 275 |
| Other Respiratory Diseases | 42 | 14 | 5 | 3 | 9 | 5 | 17 | 3 | 3 | ... | ... | ... | ... | 77 | 25 | 102 |
| Diarrhoea and Enteritis (under 2 years) | 13 | 9 | 1 | 1 | 3 | 1 | 3 | ... | 2 | 1 | 1 | ... | ... | 23 | 13 | 36 |
| Nephritis | 46 | 9 | 1 | 1 | 21 | 12 | 10 | 5 | 2 | 2 | 2 | ... | 1 | 119 | 74 | 193 |
| Puerperal Causes | 21 | ... | ... | ... | ... | ... | ... | ... | ... | ... | ... | ... | ... | ... | ... | ... |
| Diseases of Early Infancy and Malformations | 38 | 38 | 14 | 14 | 37 | 24 | 14 | 10 | 7 | 5 | ... | ... | ... | 132 | 91 | 223 |
| Old Age | 50 | 47 | 7 | 9 | 19 | 13 | 10 | 4 | 2 | 2 | 1 | ... | ... | 90 | 73 | 163 |
| Suicide | 27 | 4 | 4 | 1 | 9 | 3 | 7 | 1 | 4 | 1 | 1 | ... | ... | 57 | 13 | 70 |
| All other Accidental Deaths | 69 | 52 | 32 | 5 | 61 | 14 | 53 | 6 | 18 | 9 | 4 | 1 | ... | 244 | 79 | 323 |
| All other Causes | 303 | 240 | 46 | 49 | 119 | 107 | 56 | 25 | 20 | 9 | 8 | ... | ... | 558 | 435 | 993 |
| TOTAL | 1,403 | 952 | 230 | 165 | 525 | 341 | 284 | 123 | 104 | 25 | 24 | 4 | 41 | 2,611 | 1,619 | 4,230 |

* Cause Nos. 82a and 82b. See Table No. 20.

No. 31—Principal Causes of Death.—1929 to 1936.

| Cause of Death. | 1929. | 1930. | 1931. | 1932. | 1933. | 1934. | 1935. | 1936. |
|---|-------|-------|-------|-------|-------|-------|-------|-------|
| Typhoid Fever | 10 | 21 | 8 | 3 | 8 | 16 | 6 | 11 |
| Measles | 18 | 1 | | | | | 18 | 1 |
| Diphtheria | 33 | 43 | 19 | 20 | 20 | 36 | 35 | 36 |
| Influenza | 37 | 80 | 223 | 48 | 46 | 96 | 45 | 33 |
| Tuberculosis of Respiratory System | 245 | 218 | 223 | 203 | 207 | 218 | 210 | 193 |
| Other Tubercular Diseases | 35 | 32 | 22 | 18 | 9 | 24 | 16 | 16 |
| Veneral Diseases | 9 | 18 | 19 | 13 | 21 | 13 | 16 | 19 |
| Malaria | 1 | 1 | 1 | 2 | 1 | 7 | 2 | |
| Cancer and other Malignant Tumours | 380 | 417 | 407 | 448 | 412 | 449 | 474 | 433 |
| Cerebral Haemorrhage* | 95 | 93 | 125 | 135 | 163 | 131 | 152 | 156 |
| Heart Diseases | 450 | 464 | 572 | 594 | 697 | 698 | 673 | 817 |
| Bronchitis | 55 | 33 | 45 | 41 | 36 | 46 | 41 | 44 |
| Pneumonia and Broncho-pneumonia | 293 | 199 | 230 | 240 | 244 | 325 | 329 | 275 |
| Other Respiratory Diseases | 96 | 89 | 70 | 81 | 92 | 97 | 102 | 102 |
| Diarrhoea and Enteritis (under 2 years) | 159 | 128 | 53 | 71 | 45 | 54 | 58 | 36 |
| Nephritis | 206 | 191 | 176 | 192 | 179 | 175 | 190 | 193 |
| Puerperal Causes | 45 | 36 | 35 | 32 | 41 | 38 | 31 | 43 |
| Diseases of Early Infancy and Malformations | 260 | 248 | 223 | 237 | 189 | 207 | 210 | 223 |
| Old Age | 243 | 186 | 197 | 183 | 212 | 236 | 190 | 163 |
| Suicide | 79 | 104 | 107 | 88 | 73 | 76 | 68 | 70 |
| All other Violent or Accidental Deaths | 208 | 331 | 273 | 258 | 264 | 296 | 278 | 323 |
| All other Causes | 883 | 901 | 775 | 799 | 826 | 838 | 974 | 993 |
| TOTAL | 3,980 | 3,774 | 3,681 | 3,715 | 3,700 | 4,076 | 4,118 | 4,230 |

* Cause Nos. 82a and 82b. See Table No. 20.

No. 32.—Deaths.—Birthplaces and Age Groups.—1886.

| Birthplace. | AGE AT DEATH. | | | | | | | | | | | | | | | | | | Total all Ages. | | | | | | | | | |
|--------------------------------------|---------------|-----|---------------------------|-----|----------|-----|-----------|-----|-----------|-----|-----------|-----|-----------|-----|-----------|-----|-----------|-----|-----------------|-----|-----------|-----|---------------------------------------|-----|-------|-------|-----|-----|
| | Under 1 year. | | 1 year and under 5 years. | | 5 to 14. | | 15 to 19. | | 20 to 24. | | 25 to 29. | | 30 to 39. | | 40 to 49. | | 50 to 59. | | 60 to 69. | | 70 to 79. | | 80 years and over and age not stated. | | M. | F. | | |
| | M. | F. | M. | F. | M. | F. | M. | F. | M. | F. | M. | F. | M. | F. | M. | F. | M. | F. | M. | F. | M. | F. | M. | F. | M. | F. | | |
| AUSTRALASIA— | | | | | | | | | | | | | | | | | | | | | | | | | | | | |
| <i>Commonwealth of Australia:</i> | | | | | | | | | | | | | | | | | | | | | | | | | | | | |
| Western Australia .. | 197 | 161 | 69 | 58 | 54 | 41 | 34 | 20 | 33 | 21 | 43 | 29 | 70 | 43 | 42 | 37 | 38 | 35 | 71 | 52 | 58 | 67 | 22 | 27 | 731 | 591 | | |
| New South Wales .. | ... | ... | ... | ... | 1 | ... | ... | ... | 2 | 3 | ... | ... | 4 | ... | 17 | 18 | 22 | 6 | 33 | 19 | 28 | 14 | 7 | 7 | 115 | 74 | | |
| Victoria .. | ... | ... | 1 | ... | ... | ... | ... | ... | 1 | 1 | ... | ... | 8 | ... | 39 | 35 | 79 | 37 | 186 | 87 | 95 | 92 | 15 | 14 | 498 | 276 | | |
| Queensland .. | ... | ... | ... | ... | ... | ... | ... | ... | ... | ... | ... | ... | 1 | ... | 4 | 5 | 8 | 1 | 5 | ... | ... | ... | 1 | 1 | ... | ... | | |
| South Australia .. | ... | ... | ... | 3 | ... | ... | ... | ... | 2 | 1 | 1 | 1 | 8 | ... | 6 | 14 | 36 | 34 | 63 | 30 | 43 | 24 | 13 | 9 | 182 | 122 | | |
| Tasmania .. | ... | ... | ... | ... | ... | ... | 1 | ... | ... | ... | ... | ... | ... | ... | ... | 2 | 2 | 3 | 3 | 4 | 5 | 3 | 1 | 1 | 16 | 12 | | |
| Northern Territory .. | ... | ... | ... | ... | ... | ... | ... | ... | ... | ... | ... | ... | ... | ... | ... | ... | ... | ... | ... | ... | ... | ... | ... | ... | ... | 1 | | |
| Total, Commonwealth .. | 197 | 161 | 70 | 61 | 55 | 41 | 35 | 20 | 38 | 27 | 51 | 35 | 91 | 63 | 120 | 109 | 135 | 116 | 361 | 193 | 232 | 200 | 59 | 59 | 1,494 | 1,085 | | |
| <i>New Zealand</i> .. | ... | ... | ... | ... | ... | ... | ... | ... | ... | ... | ... | ... | ... | ... | ... | ... | ... | ... | ... | ... | ... | ... | ... | ... | ... | ... | ... | ... |
| Total, Australasia .. | 197 | 161 | 70 | 61 | 55 | 41 | 35 | 20 | 38 | 27 | 52 | 36 | 91 | 63 | 121 | 110 | 138 | 119 | 381 | 195 | 240 | 204 | 59 | 60 | 1,527 | 1,097 | | |
| BRITISH ISLES— | | | | | | | | | | | | | | | | | | | | | | | | | | | | |
| England and Wales .. | ... | ... | ... | ... | 1 | ... | 4 | 3 | 3 | 4 | 5 | 4 | 24 | 18 | 36 | 32 | 35 | 43 | 125 | 53 | 147 | 88 | 69 | 62 | 499 | 307 | | |
| Scotland .. | ... | ... | ... | ... | 3 | ... | ... | ... | 2 | 1 | 2 | ... | 7 | 4 | 6 | 8 | 24 | 5 | 23 | 13 | 22 | 18 | 21 | 20 | 110 | 69 | | |
| Ireland .. | ... | ... | ... | ... | ... | ... | ... | ... | ... | ... | ... | ... | 6 | 1 | 9 | 2 | 12 | 7 | 26 | 23 | 45 | 20 | 19 | 17 | 117 | 72 | | |
| Total, British Isles .. | ... | ... | ... | ... | 4 | ... | 4 | 3 | 5 | 5 | 7 | 6 | 37 | 23 | 51 | 42 | 121 | 55 | 174 | 89 | 214 | 126 | 109 | 99 | 726 | 443 | | |
| OTHER BRITISH POSSESSIONS .. | ... | ... | ... | ... | ... | ... | ... | ... | 2 | ... | ... | ... | 3 | 1 | 3 | ... | 1 | 4 | 11 | 1 | 8 | ... | 6 | 3 | 34 | 9 | | |
| EUROPEAN FOREIGN COUNTRIES .. | ... | ... | ... | ... | ... | 1 | ... | ... | 2 | ... | 4 | 2 | 22 | 3 | 23 | 1 | 25 | 3 | 25 | 3 | 30 | 11 | 14 | 7 | 145 | 31 | | |
| OTHER FOREIGN COUNTRIES .. | ... | ... | ... | ... | ... | ... | ... | ... | ... | ... | 2 | 1 | 1 | 1 | 1 | 1 | 5 | 1 | 11 | 3 | 15 | 2 | 5 | 1 | 40 | 10 | | |
| AT SEA AND UNKNOWN .. | ... | ... | ... | ... | ... | ... | ... | ... | 1 | ... | 1 | ... | 4 | 1 | 18 | 3 | 24 | 1 | 32 | 8 | 46 | 7 | 13 | 4 | 139 | 24 | | |
| GRAND TOTAL .. | 197 | 161 | 70 | 61 | 59 | 42 | 39 | 23 | 48 | 32 | 66 | 45 | 158 | 92 | 217 | 157 | 364 | 183 | 634 | 289 | 553 | 350 | 206 | 174 | 2,611 | 1,619 | | |

No. 33.—Deaths from Cancer, showing Type and Seat of Disease and Age Groups.—1936.

| Classification. | Under one year. | | 1 year & under 5 years. | | 5 to 14. | | 15 to 19. | | 20 to 24. | | 25 to 29. | | 30 to 39. | | 40 to 49. | | 50 to 59. | | 60 to 69. | | 70 to 79. | | 80 years and over and age not stated. | | Total all Ages. | | | |
|--|-----------------|----------|-------------------------|----------|----------|----------|-----------|----------|-----------|-----------|-----------|-----------|------------|-----------|-----------|-----------|-----------|-----------|------------|------------|-----------|----|---------------------------------------|----|-----------------|----|--|--|
| | M. | F. | M. | F. | M. | F. | M. | F. | M. | F. | M. | F. | M. | F. | M. | F. | M. | F. | M. | F. | M. | F. | M. | F. | M. | F. | | |
| | | | | | | | | | | | | | | | | | | | | | | | | | | | | |
| Type of Disease— | | | | | | | | | | | | | | | | | | | | | | | | | | | | |
| Cancer | 1 | 1 | 2 | 1 | 3 | 2 | 1 | 7 | 13 | 27 | 52 | 44 | 110 | 55 | 86 | 89 | 22 | 13 | 295 | 188 | | | | | | | | |
| Carcinoma Simplex | 1 | 1 | 2 | 1 | 3 | 2 | 1 | 7 | 13 | 27 | 52 | 44 | 110 | 55 | 86 | 89 | 22 | 13 | 295 | 188 | | | | | | | | |
| Epithelioma | 1 | 1 | 2 | 1 | 3 | 2 | 1 | 7 | 13 | 27 | 52 | 44 | 110 | 55 | 86 | 89 | 22 | 13 | 295 | 188 | | | | | | | | |
| Scirrhus | 1 | 1 | 2 | 1 | 3 | 2 | 1 | 7 | 13 | 27 | 52 | 44 | 110 | 55 | 86 | 89 | 22 | 13 | 295 | 188 | | | | | | | | |
| Rodent Ulcer | 1 | 1 | 2 | 1 | 3 | 2 | 1 | 7 | 13 | 27 | 52 | 44 | 110 | 55 | 86 | 89 | 22 | 13 | 295 | 188 | | | | | | | | |
| Other Forms of Carcinoma | 1 | 1 | 2 | 1 | 3 | 2 | 1 | 7 | 13 | 27 | 52 | 44 | 110 | 55 | 86 | 89 | 22 | 13 | 295 | 188 | | | | | | | | |
| Sarcoma and Myeloma | 1 | 1 | 2 | 1 | 3 | 2 | 1 | 7 | 13 | 27 | 52 | 44 | 110 | 55 | 86 | 89 | 22 | 13 | 295 | 188 | | | | | | | | |
| Endothelioma | 1 | 1 | 2 | 1 | 3 | 2 | 1 | 7 | 13 | 27 | 52 | 44 | 110 | 55 | 86 | 89 | 22 | 13 | 295 | 188 | | | | | | | | |
| Melanoma | 1 | 1 | 2 | 1 | 3 | 2 | 1 | 7 | 13 | 27 | 52 | 44 | 110 | 55 | 86 | 89 | 22 | 13 | 295 | 188 | | | | | | | | |
| Embryonic Tumours, Hypermorphoma, etc. | 1 | 1 | 2 | 1 | 3 | 2 | 1 | 7 | 13 | 27 | 52 | 44 | 110 | 55 | 86 | 89 | 22 | 13 | 295 | 188 | | | | | | | | |
| Malignant Disease and Tumour | 1 | 1 | 2 | 1 | 3 | 2 | 1 | 7 | 13 | 27 | 52 | 44 | 110 | 55 | 86 | 89 | 22 | 13 | 295 | 188 | | | | | | | | |
| Seat of Disease— | | | | | | | | | | | | | | | | | | | | | | | | | | | | |
| Buccal Cavity and Pharynx | 1 | 1 | 2 | 1 | 3 | 2 | 1 | 7 | 13 | 27 | 52 | 44 | 110 | 55 | 86 | 89 | 22 | 13 | 295 | 188 | | | | | | | | |
| Oesophagus | 1 | 1 | 2 | 1 | 3 | 2 | 1 | 7 | 13 | 27 | 52 | 44 | 110 | 55 | 86 | 89 | 22 | 13 | 295 | 188 | | | | | | | | |
| Stomach and Duodenum | 1 | 1 | 2 | 1 | 3 | 2 | 1 | 7 | 13 | 27 | 52 | 44 | 110 | 55 | 86 | 89 | 22 | 13 | 295 | 188 | | | | | | | | |
| Rectum | 1 | 1 | 2 | 1 | 3 | 2 | 1 | 7 | 13 | 27 | 52 | 44 | 110 | 55 | 86 | 89 | 22 | 13 | 295 | 188 | | | | | | | | |
| Liver and Biliary Ducts | 1 | 1 | 2 | 1 | 3 | 2 | 1 | 7 | 13 | 27 | 52 | 44 | 110 | 55 | 86 | 89 | 22 | 13 | 295 | 188 | | | | | | | | |
| Pancreas | 1 | 1 | 2 | 1 | 3 | 2 | 1 | 7 | 13 | 27 | 52 | 44 | 110 | 55 | 86 | 89 | 22 | 13 | 295 | 188 | | | | | | | | |
| Peritoneum | 1 | 1 | 2 | 1 | 3 | 2 | 1 | 7 | 13 | 27 | 52 | 44 | 110 | 55 | 86 | 89 | 22 | 13 | 295 | 188 | | | | | | | | |
| Intestines | 1 | 1 | 2 | 1 | 3 | 2 | 1 | 7 | 13 | 27 | 52 | 44 | 110 | 55 | 86 | 89 | 22 | 13 | 295 | 188 | | | | | | | | |
| Other Digestive Organs | 1 | 1 | 2 | 1 | 3 | 2 | 1 | 7 | 13 | 27 | 52 | 44 | 110 | 55 | 86 | 89 | 22 | 13 | 295 | 188 | | | | | | | | |
| Respiratory Organs | 1 | 1 | 2 | 1 | 3 | 2 | 1 | 7 | 13 | 27 | 52 | 44 | 110 | 55 | 86 | 89 | 22 | 13 | 295 | 188 | | | | | | | | |
| Uterus | 1 | 1 | 2 | 1 | 3 | 2 | 1 | 7 | 13 | 27 | 52 | 44 | 110 | 55 | 86 | 89 | 22 | 13 | 295 | 188 | | | | | | | | |
| Other Female Genital Organs | 1 | 1 | 2 | 1 | 3 | 2 | 1 | 7 | 13 | 27 | 52 | 44 | 110 | 55 | 86 | 89 | 22 | 13 | 295 | 188 | | | | | | | | |
| Breast | 1 | 1 | 2 | 1 | 3 | 2 | 1 | 7 | 13 | 27 | 52 | 44 | 110 | 55 | 86 | 89 | 22 | 13 | 295 | 188 | | | | | | | | |
| Male Genito-urinary Organs | 1 | 1 | 2 | 1 | 3 | 2 | 1 | 7 | 13 | 27 | 52 | 44 | 110 | 55 | 86 | 89 | 22 | 13 | 295 | 188 | | | | | | | | |
| Skin | 1 | 1 | 2 | 1 | 3 | 2 | 1 | 7 | 13 | 27 | 52 | 44 | 110 | 55 | 86 | 89 | 22 | 13 | 295 | 188 | | | | | | | | |
| Other or Unspecified Organs | 1 | 1 | 2 | 1 | 3 | 2 | 1 | 7 | 13 | 27 | 52 | 44 | 110 | 55 | 86 | 89 | 22 | 13 | 295 | 188 | | | | | | | | |
| TOTAL | 1 | 1 | 2 | 1 | 3 | 2 | 1 | 7 | 13 | 27 | 52 | 44 | 110 | 55 | 86 | 89 | 22 | 13 | 295 | 188 | | | | | | | | |

No. 35.—Deaths from Tuberculosis of the Respiratory System, showing Age Groups and Occupations—Males, 1936.

| Occupation. | AGE GROUPS. | | | | | | | | | | | 85 and over. | | | |
|--|-------------|--------|--------|--------|--------|--------|--------|--------|--------|--------|--------|--------------|--------|--------|--------|
| | Under 15. | 15-19. | 20-24. | 25-29. | 30-34. | 35-39. | 40-44. | 45-49. | 50-54. | 55-59. | 60-64. | | 65-69. | 70-74. | 75-79. |
| PRIMARY INDUSTRIES— | 2 | ... | ... | ... | ... | ... | ... | ... | ... | ... | ... | ... | ... | ... | ... |
| Fishing and Trapping | 16 | ... | ... | ... | ... | ... | ... | ... | ... | ... | ... | ... | ... | ... | ... |
| Agricultural Pastoral | 23 | ... | ... | ... | ... | ... | ... | ... | ... | ... | ... | ... | ... | ... | ... |
| Dairying, and Forestry | ... | ... | ... | ... | ... | ... | ... | ... | ... | ... | ... | ... | ... | ... | ... |
| Mining and Quarrying | ... | ... | ... | ... | ... | ... | ... | ... | ... | ... | ... | ... | ... | ... | ... |
| MANUFACTURING INDUSTRIES— | 2 | ... | ... | ... | ... | ... | ... | ... | ... | ... | ... | ... | ... | ... | ... |
| Stone, Clay, Earthenware, Glass, Chemicals | 5 | ... | ... | ... | ... | ... | ... | ... | ... | ... | ... | ... | ... | ... | ... |
| Metals and Machinery | 1 | ... | ... | ... | ... | ... | ... | ... | ... | ... | ... | ... | ... | ... | ... |
| Textiles, Leather, Clothing | ... | ... | ... | ... | ... | ... | ... | ... | ... | ... | ... | ... | ... | ... | ... |
| Food, Drink, Tobacco | 4 | ... | ... | ... | ... | ... | ... | ... | ... | ... | ... | ... | ... | ... | ... |
| Furniture, Paper and Manufactures, N.E.I. | 8 | ... | ... | ... | ... | ... | ... | ... | ... | ... | ... | ... | ... | ... | ... |
| Building and Construction | 1 | ... | ... | ... | ... | ... | ... | ... | ... | ... | ... | ... | ... | ... | ... |
| Gas, Water, Electricity, and Power | ... | ... | ... | ... | ... | ... | ... | ... | ... | ... | ... | ... | ... | ... | ... |
| TRANSPORT AND COMMUNICATION— | 6 | ... | ... | ... | ... | ... | ... | ... | ... | ... | ... | ... | ... | ... | ... |
| Land Transport—Rail and Tram | 2 | ... | ... | ... | ... | ... | ... | ... | ... | ... | ... | ... | ... | ... | ... |
| Water Transport | 5 | ... | ... | ... | ... | ... | ... | ... | ... | ... | ... | ... | ... | ... | ... |
| Air Transport | ... | ... | ... | ... | ... | ... | ... | ... | ... | ... | ... | ... | ... | ... | ... |
| Communication | ... | ... | ... | ... | ... | ... | ... | ... | ... | ... | ... | ... | ... | ... | ... |
| COMMERCE, PROPERTY, AND FINANCE— | 6 | ... | ... | ... | ... | ... | ... | ... | ... | ... | ... | ... | ... | ... | ... |
| Commerce and Storage | 1 | ... | ... | ... | ... | ... | ... | ... | ... | ... | ... | ... | ... | ... | ... |
| Property and Finance | ... | ... | ... | ... | ... | ... | ... | ... | ... | ... | ... | ... | ... | ... | ... |
| PROFESSIONAL— | 2 | ... | ... | ... | ... | ... | ... | ... | ... | ... | ... | ... | ... | ... | ... |
| Public Administration, N.E.I., and Defence | 4 | ... | ... | ... | ... | ... | ... | ... | ... | ... | ... | ... | ... | ... | ... |
| Law, Religion, Health, Education, etc. | 1 | ... | ... | ... | ... | ... | ... | ... | ... | ... | ... | ... | ... | ... | ... |
| Entertainment, Sport, and Recreation | ... | ... | ... | ... | ... | ... | ... | ... | ... | ... | ... | ... | ... | ... | ... |
| PERSONAL SERVICE— | 2 | ... | ... | ... | ... | ... | ... | ... | ... | ... | ... | ... | ... | ... | ... |
| Board, Lodging, Domestic Service | 3 | ... | ... | ... | ... | ... | ... | ... | ... | ... | ... | ... | ... | ... | ... |
| Other Personal Service | ... | ... | ... | ... | ... | ... | ... | ... | ... | ... | ... | ... | ... | ... | ... |
| INDEFINITE OR NO INDUSTRY— | 5 | ... | ... | ... | ... | ... | ... | ... | ... | ... | ... | ... | ... | ... | ... |
| Secretaries, Clerks, Bookkeepers, etc. | 3 | ... | ... | ... | ... | ... | ... | ... | ... | ... | ... | ... | ... | ... | ... |
| Engine-drivers and Attendants | 1 | ... | ... | ... | ... | ... | ... | ... | ... | ... | ... | ... | ... | ... | ... |
| Employers, Managers, etc. | 16 | ... | ... | ... | ... | ... | ... | ... | ... | ... | ... | ... | ... | ... | ... |
| Labourers, etc. | 9 | ... | ... | ... | ... | ... | ... | ... | ... | ... | ... | ... | ... | ... | ... |
| Retired, Pensioned, or Independent | 4 | ... | ... | ... | ... | ... | ... | ... | ... | ... | ... | ... | ... | ... | ... |
| Dependent on Public or Private Support | 8 | ... | ... | ... | ... | ... | ... | ... | ... | ... | ... | ... | ... | ... | ... |
| Indefinite, N.E.I. | ... | ... | ... | ... | ... | ... | ... | ... | ... | ... | ... | ... | ... | ... | ... |
| TOTAL | 140 | 2 | 2 | 9 | 9 | 10 | 6 | 15 | 16 | 15 | 27 | 21 | 2 | 2 | 1 |

(c.) MARRIAGES.

No. 36.—Marriages for each Month and Quarter of 1936.

| Marriages Celebrated by— | January. | February. | March. | Quarter ended 31st March. | April. | May. | June. | Quarter ended 30th June. | July. | August. | September. | Quarter ended 30th Sept. | October. | November. | December. | Quarter ended 31st Dec. | Total Year ended 31st Dec. |
|--|----------|-----------|--------|---------------------------|--------|------|-------|--------------------------|-------|---------|------------|--------------------------|----------|-----------|-----------|-------------------------|----------------------------|
| Ministers | 347 | 312 | 319 | 978 | 404 | 270 | 301 | 975 | 293 | 285 | 262 | 840 | 270 | 298 | 377 | 945 | 3,738 |
| Registrars | 41 | 61 | 42 | 144 | 38 | 35 | 42 | 115 | 35 | 41 | 24 | 100 | 53 | 45 | 47 | 145 | 504 |
| TOTAL | 388 | 373 | 361 | 1,122 | 442 | 305 | 343 | 1,090 | 328 | 326 | 286 | 940 | 323 | 343 | 424 | 1,090 | 4,242 |
| Annual Rate per 1,000 of Mean Population | 10.23 | 10.50 | 9.50 | 10.06 | 12.00 | 8.01 | 9.30 | 9.75 | 8.60 | 8.54 | 7.74 | 8.30 | 8.45 | 9.27 | 11.09 | 9.61 | 9.43 |

No. 37.—Marriages, showing Denomination of officiating Ministers, 1927 to 1936.

| | 1927. | 1928 | 1929. | 1930. | 1931. | 1932. | 1933. | 1934. | 1935. | 1936. |
|--|-------|-------|-------|-------|-------|-------|-------|-------|-------|-------|
| Church of England | 1,117 | 1,186 | 1,249 | 1,162 | 1,010 | 1,151 | 1,218 | 1,397 | 1,535 | 1,663 |
| Roman Catholic | 499 | 551 | 543 | 539 | 486 | 468 | 589 | 594 | 670 | 757 |
| Methodist | 413 | 454 | 404 | 413 | 374 | 402 | 516 | 566 | 650 | 688 |
| Presbyterian | 242 | 273 | 259 | 257 | 195 | 241 | 292 | 322 | 315 | 310 |
| Congregational | 99 | 81 | 104 | 87 | 70 | 84 | 91 | 103 | 89 | 103 |
| Baptist | 55 | 49 | 44 | 42 | 31 | 25 | 53 | 60 | 63 | 83 |
| Church of Christ | 50 | 52 | 42 | 62 | 46 | 62 | 60 | 64 | 66 | 61 |
| Salvation Army | 15 | 24 | 20 | 19 | 23 | 25 | 27 | 23 | 32 | 27 |
| Seventh Day Adventist | 5 | 10 | 10 | 8 | 10 | 14 | 11 | 16 | 12 | 11 |
| Evangelical Lutheran | 6 | 4 | 6 | 7 | 4 | 3 | 6 | 2 | 2 | 1 |
| Hebrew | 13 | 18 | 12 | 18 | 9 | 9 | 8 | 10 | 9 | 9 |
| Greek Orthodox | 7 | 10 | 12 | 12 | 4 | 7 | 14 | 15 | 14 | 17 |
| Church of Latter Day Saints | 1 | 1 | ... | 2 | 1 | ... | 2 | 1 | 4 | 3 |
| Reorganised Church of Latter Day Saints | ... | 2 | ... | ... | ... | 1 | ... | ... | 3 | 2 |
| Liberal Catholic | 1 | 3 | 2 | 1 | ... | ... | ... | 1 | ... | ... |
| Spiritualistic Church | 1 | ... | ... | 3 | ... | 4 | 4 | 1 | ... | ... |
| International Bible Students | ... | ... | ... | 2 | 1 | ... | 4 | 3 | 5 | 4 |
| United Aborigines Mission | 7 | 6 | 2 | 4 | 3 | 4 | 2 | 2 | 2 | 5 |
| Christadelphian Church | ... | 1 | ... | 3 | ... | 2 | ... | 1 | 1 | ... |
| Brethren | 1 | 2 | 2 | ... | 1 | 2 | 2 | 2 | ... | 3 |
| Apostolic Church | ... | ... | ... | ... | ... | ... | 3 | 2 | 3 | 6 |
| Elm Four-square Gospel Church | ... | ... | ... | ... | ... | ... | ... | ... | ... | 2 |
| Society of Friends (Quakers) | ... | ... | ... | ... | ... | ... | ... | ... | ... | ... |
| District Registrars | 575 | 582 | 596 | 564 | 490 | 400 | 472 | 496 | 465 | 504 |
| TOTAL | 3,107 | 3,309 | 3,367 | 3,205 | 2,741 | 2,904 | 3,374 | 3,682 | 3,940 | 4,242 |

No. 38.—Ministers registered for the Celebration of Marriages in Western Australia. Number on the Register in January, 1928 to 1937.

| Religious Denominations. | 1928. | 1929. | 1930. | 1931. | 1932. | 1933. | 1934. | 1935. | 1936. | 1937. |
|--|-------|-------|-------|-------|-------|-------|-------|-------|-------|-------|
| Church of England | 115 | 113 | 113 | 116 | 116 | 118 | 119 | 118 | 115 | 123 |
| Roman Catholic | 84 | 83 | 91 | 96 | 98 | 96 | 97 | 99 | 107 | 113 |
| Methodist | 82 | 83 | 83 | 87 | 85 | 85 | 81 | 83 | 80 | 83 |
| Presbyterian | 30 | 31 | 34 | 33 | 33 | 33 | 33 | 31 | 34 | 34 |
| Congregational | 20 | 21 | 21 | 24 | 20 | 20 | 18 | 20 | 19 | 19 |
| Baptist | 21 | 18 | 21 | 21 | 21 | 18 | 17 | 16 | 18 | 19 |
| Church of Christ | 15 | 16 | 17 | 14 | 16 | 14 | 15 | 17 | 14 | 17 |
| Salvation Army | 11 | 13 | 11 | 14 | 15 | 13 | 13 | 12 | 13 | 16 |
| Evangelical Lutheran | 2 | 2 | 2 | 3 | 3 | 2 | 2 | 2 | 2 | 2 |
| Seventh Day Adventists | 3 | 3 | 3 | 5 | 5 | 4 | 5 | 5 | 6 | 6 |
| Greek Orthodox | 1 | 1 | 1 | 1 | 1 | 1 | 1 | 1 | 1 | 1 |
| Hebrew | 1 | 1 | 2 | 1 | 1 | 1 | 2 | 2 | 2 | 2 |
| Perth Jewish Association | 1 | 1 | 1 | 2 | 1 | 1 | 1 | 1 | 1 | 1 |
| Church of Latter Day Saints | 1 | 1 | 1 | 1 | 1 | 1 | 1 | 1 | 2 | 1 |
| Reorganised Church of Latter Day Saints | 1 | 1 | 1 | 1 | 1 | 1 | 1 | 1 | 1 | 1 |
| Liberal Catholic | 2 | 2 | 3 | 2 | 2 | 2 | 2 | 3 | 3 | 2 |
| Spiritualistic Church | 1 | 1 | 1 | 1 | 1 | 1 | 1 | 1 | ... | ... |
| International Bible Students | 1 | 1 | 1 | 1 | 1 | ... | 1 | 1 | ... | ... |
| United Aborigines Mission | 2 | 2 | 4 | 4 | 4 | 4 | 4 | 4 | 6 | 5 |
| Brethren | 1 | 1 | 1 | 1 | 1 | 1 | 1 | 1 | 1 | 1 |
| Christadelphian Church | 1 | 1 | 1 | 1 | 1 | 1 | 1 | 1 | 1 | 1 |
| The Remnant Church | ... | ... | 1 | 1 | 1 | 1 | 1 | 1 | 1 | 1 |
| Apostolic Church | ... | ... | ... | ... | ... | 1 | 1 | 1 | 1 | 1 |
| Progressive Spiritualists' Church | ... | ... | ... | ... | ... | ... | 1 | 1 | 1 | 1 |
| Elm Four-square Gospel Church | ... | ... | ... | ... | ... | ... | ... | ... | 1 | 1 |
| Society of Friends (Quakers) | ... | ... | ... | ... | ... | ... | ... | ... | 1 | 1 |
| TOTAL | 396 | 401 | 414 | 430 | 427 | 410 | 418 | 423 | 433 | 454 |

No. 39.—Marriages, 1927 to 1936.

| Year. | Metropolitan Division. | | | Whole State. | | | | | | | |
|----------|------------------------|-------------|--------|----------------|-------------|--------|--|-----------------|-----|---|----|
| | Celebrated by— | | | Celebrated by— | | | Annual Marriage Rate per 1,000 of mean population. | Minors Married. | | Mark Signatures of Contracting Parties. | |
| | Ministers. | Registrars. | Total. | Ministers. | Registrars. | Total. | | M. | F. | M. | F. |
| 1927 ... | 1,224 | 381 | 1,605 | 2,532 | 575 | 3,107 | 7.92 | 110 | 612 | 9 | 14 |
| 1928 ... | 1,408 | 399 | 1,807 | 2,727 | 582 | 3,309 | 8.12 | 131 | 675 | 6 | 9 |
| 1929 ... | 1,396 | 393 | 1,789 | 2,771 | 596 | 3,367 | 8.00 | 107 | 704 | 3 | 11 |
| 1930 ... | 1,340 | 361 | 1,701 | 2,641 | 564 | 3,205 | 7.47 | 140 | 735 | 8 | 9 |
| 1931 ... | 1,115 | 285 | 1,400 | 2,251 | 490 | 2,741 | 6.34 | 121 | 590 | 10 | 8 |
| 1932 ... | 1,214 | 198 | 1,412 | 2,504 | 400 | 2,904 | 6.68 | 116 | 664 | 6 | 6 |
| 1933 ... | 1,405 | 250 | 1,655 | 2,902 | 472 | 3,374 | 7.69 | 128 | 750 | 13 | 4 |
| 1934 ... | 1,555 | 230 | 1,785 | 3,186 | 496 | 3,682 | 8.34 | 134 | 717 | 1 | 3 |
| 1935 ... | 1,602 | 209 | 1,811 | 3,475 | 465 | 3,940 | 8.85 | 111 | 830 | 4 | 4 |
| 1936 ... | 1,688 | 215 | 1,903 | 3,738 | 504 | 4,242 | 9.43 | 123 | 836 | 3 | 4 |

IV.—NATURALIZATION.

No. 40.—Certificates of Naturalization issued to Residents of Western Australia, 1927 to 1936, showing Birthplaces of Recipients.

| Birthplace. | 1927. | 1928. | 1929. | 1930. | 1931. | 1932. | 1933. | 1934. | 1935. | 1936. |
|------------------------------|------------|------------|------------|------------|------------|------------|------------|------------|------------|------------|
| Africa ... | ... | ... | 1 | ... | ... | ... | ... | ... | ... | ... |
| Albania ... | ... | ... | ... | 5 | 4 | 2 | 10 | 8 | 6 | 3 |
| Argentina ... | ... | 1 | 2 | ... | ... | ... | ... | ... | ... | ... |
| Armenia ... | ... | ... | ... | 1 | ... | ... | ... | ... | ... | ... |
| Asia Minor ... | ... | 1 | 2 | ... | ... | ... | 1 | ... | ... | ... |
| Austria ... | 1 | ... | ... | ... | ... | 1 | ... | 3 | 1 | ... |
| Belgium ... | 2 | ... | ... | 1 | ... | 1 | 1 | ... | 1 | ... |
| Brazil ... | ... | ... | ... | ... | 1 | ... | ... | ... | ... | ... |
| Bulgaria ... | ... | 1 | 1 | 1 | ... | 2 | 2 | 6 | 1 | 5 |
| Czecho-Slovakia ... | ... | 5 | ... | ... | 1 | 2 | ... | ... | ... | ... |
| Danzig ... | ... | ... | ... | ... | ... | 2 | 2 | ... | ... | 1 |
| Denmark ... | 3 | 8 | 3 | 1 | 6 | 2 | 2 | ... | 3 | ... |
| Egypt ... | ... | ... | 1 | ... | ... | ... | ... | ... | ... | 1 |
| England (a) ... | ... | ... | ... | ... | ... | ... | ... | ... | ... | ... |
| Estonia ... | 1 | ... | 1 | ... | ... | 2 | ... | 1 | ... | 1 |
| Finland ... | 2 | 8 | 1 | 2 | 4 | ... | 1 | 2 | 4 | 4 |
| France ... | 3 | 4 | 1 | 3 | 2 | 1 | 1 | 1 | ... | 1 |
| Germany ... | 13 | 8 | 8 | 7 | 11 | 9 | 6 | 7 | 11 | 9 |
| Greece ... | 27 | 14 | 23 | 51 | 31 | 27 | 23 | 8 | 21 | 21 |
| Holland ... | 2 | 2 | 3 | 2 | 4 | 1 | ... | ... | 3 | 2 |
| Hungary ... | ... | ... | ... | ... | ... | ... | ... | ... | ... | 1 |
| Japan ... | 1 | ... | ... | ... | ... | ... | ... | ... | ... | ... |
| Italy ... | 95 | 145 | 172 | 313 | 185 | 136 | 121 | 144 | 145 | 103 |
| Latvia ... | ... | 1 | 1 | ... | ... | ... | 1 | 1 | 1 | 2 |
| Lithuania ... | ... | ... | ... | 1 | ... | ... | ... | ... | ... | ... |
| Norway ... | 4 | 3 | 7 | 5 | 2 | 3 | 3 | ... | 3 | 1 |
| Palestine ... | 1 | 3 | 3 | 5 | 1 | 2 | 1 | 8 | 1 | 1 |
| Poland ... | 2 | 1 | 1 | 3 | 2 | 2 | 9 | 6 | 3 | 4 |
| Roumania ... | ... | ... | ... | 1 | 1 | 2 | ... | ... | 2 | ... |
| Serbia ... | ... | ... | 3 | ... | ... | ... | 2 | ... | ... | ... |
| South America ... | ... | 1 | ... | 1 | ... | ... | ... | ... | ... | ... |
| Spain ... | 3 | 13 | 1 | 1 | 1 | ... | 3 | 1 | ... | 1 |
| Sweden ... | 7 | 6 | 9 | 6 | 5 | 5 | 4 | 1 | 1 | 2 |
| Switzerland ... | 1 | 2 | 4 | 3 | 2 | 2 | 1 | 2 | 5 | ... |
| Turkey ... | ... | ... | ... | 17 | ... | ... | 1 | ... | ... | ... |
| United States of America ... | 3 | 4 | 4 | 1 | 1 | 1 | ... | 1 | 1 | 1 |
| U.S.S.R. ... | 2 | 1 | 6 | 5 | 1 | 1 | 4 | 6 | 1 | 2 |
| Yugo-Slavia ... | 28 | 108 | 79 | 275 | 95 | 106 | 92 | 88 | 72 | 20 |
| Not stated ... | 1 | ... | ... | ... | ... | ... | ... | ... | ... | ... |
| TOTAL ... | 202 | 340 | 337 | 711 | 360 | 310 | 291 | 294 | 286 | 186 |

(a) Recipient was formerly a citizen of the U.S.A.

S. BENNETT,
Government Statistician.Government Statistician's Office,
Perth, 3rd July, 1937.

1938.

WESTERN AUSTRALIA.

Statistical Register

for the Year

1936-37

and Previous Years.

Compiled from Official Returns.

S. BENNETT, F.L.A.,

Government Statistician.

PARTS II. and III.

Public Finance and Accumulation.

PERTH:

BY AUTHORITY: FRED. WM. SIMPSON, GOVERNMENT PRINTER.

1938.

PARTS II. and III.—PUBLIC FINANCE AND ACCUMULATION.

CONTENTS.

Part II.—PUBLIC FINANCE.

I.—PUBLIC DEBT.

| No. | | Page |
|------------------------------|--------|------|
| 1.—Public Debt, 1928 to 1937 | | 3 |

II.—LOAN EXPENDITURE.

| | | |
|---|--------|---|
| 2.—Net Loan Expenditure on Public Works, to 30th June, 1937 | | 3 |
|---|--------|---|

III.—CONSOLIDATED REVENUE FUND.

| | | |
|---|--------|------|
| 3.—State Revenue, 1927-28 to 1936-37 | | 4, 5 |
| 4.—State Expenditure, 1927-28 to 1936-37, according to Departments | | 6, 7 |
| 5.—State Expenditure, 1935-36 and 1936-37, Classified according to Function | | 8-10 |

IV.—STATE INCOME TAX AND DIVIDEND DUTY.

| | | |
|--|--------|----|
| 6.—Analysis of Income Assessments, 1936-37 | | 11 |
| 7.—Income Assessments according to occupation, 1936-37 | | 11 |
| 8.—Dividend Duty Paid by each type of Company, 1936-37 | | 11 |

Part III.—ACCUMULATION.

I.—BANKING.

(a) CHEQUE PAYING BANKS.

| | | |
|--|--------|----|
| 1.—Cheque-paying Banks operating in Western Australia on 30th June, 1937 | | 12 |
| 2.—Rates of Exchange, 1936-37 | | 12 |
| 3.—Rates of Discount on Bills, Interest on Overdrafts, and Interest on Fixed Deposits, 1936-37 | | 12 |
| 4.—Averages of Liabilities and Assets, all Banks, 30th June, 1928 to 1937 | | 13 |
| 5.—Averages of Liabilities and Assets, each Bank, 30th June, 1928 to 1937 | | 13 |

(b) SAVINGS BANKS.

| | | |
|---|--------|----|
| 6A and 6B.—Transactions of State Savings Bank, 1928 to 1931 | | 14 |
| 6C.—Transactions of Commonwealth Savings Bank in W.A., 1928 to 1937 | | 14 |

II.—LIFE ASSURANCE AND GENERAL INSURANCE.

(a) LIFE ASSURANCE.

| | | |
|---|--------|----|
| 7.—Assets, Revenue and Expenditure of Life Assurance Companies, 1936 | | 15 |
| 8.—Western Australian Life Assurance Business (exclusive of Industrial), 1927 to 1936 | | 16 |
| 9.—Western Australian Industrial Life Assurance Business, 1927 to 1936 | | 16 |
| 10.—New Western Australian Business of each Life Assurance Company, during 1936 | | 17 |
| 11.—Existing Western Australian business of each Life Assurance Company, 1936 | | 18 |
| 12.—Total Business of Life Assurance Companies, 1936 | | 19 |

(b) GENERAL INSURANCE.

| | | |
|---|--------|----|
| 13.—Western Australian Business of General Insurance Companies for the year ended 30th June, 1937 | | 19 |
| 14.—Western Australian Business of General Insurance Companies, 30th June, 1933 to 1937 | | 20 |
| 15.—Ratio of Claims paid to Premium Income, 1933 to 1937 | | 21 |
| 16.—State Insurance Office, Employers' Liability and Workers' Compensation, 1933 to 1937 | | 21 |

III.—FRIENDLY, BUILDING, AND CO-OPERATIVE AND PROVIDENT SOCIETIES.

| | | |
|---|--------|----|
| 17.—Friendly Societies, 1936-37 | | 22 |
| 18.—Building, and Co-operative and Provident Societies, 1936-37 | | 22 |
| 19.—Friendly Societies, 1932-33 to 1936-37 | | 23 |
| 20.—Building Societies, 1932-33 to 1936-37 | | 23 |
| 21.—Co-operative and Provident Societies, 1932-33 to 1936-37 | | 23 |

IV.—INDUSTRIAL AND TRADE UNIONS.

| | | |
|--|--------|----|
| 22.—Industrial and Trade Unions and Industrial Associations of Workers, 1901 to 1936 | | 23 |
|--|--------|----|

PART II.—PUBLIC FINANCE.

L.—PUBLIC DEBT.

No. 1.—Public Debt, 1928 to 1937; also Indebtedness per head of Estimated Population.

| As at 30th June. | AMOUNT MATURING. | | | | Average nominal interest payable. | Accrued Sinking Fund. | APPROXIMATE NET INDEBTEDNESS. | |
|---------------------|------------------|-----------------|------------------|-------------|--|-----------------------------|----------------------------------|----------------------------|
| | In London. | In New York. | In Australia. | Total. | | | Amount. | Per head of Population. |
| | £ | £ | £ | £ | % | £ | £ | £ |
| 1928 ... | 49,637,829 | 2,116,511 | 24,673,424 | 76,427,764 | 4.52 | †8,899,080 | 67,528,684 | 165.550 |
| 1929 ... | 43,622,218 | 2,105,641 | 23,627,590 | *69,355,449 | 4.56 | 991,276 | 68,364,173 | 162.361 |
| 1930 ... | 43,706,545 | 2,100,051 | 25,387,729 | 71,194,325 | 4.60 | 1,040,463 | 70,153,862 | 163.486 |
| 1931 ... | 46,143,092 | 2,100,051 | 28,321,742 | 76,564,885 | 4.55 | 1,310,369 | 75,254,516 | 174.127 |
| 1932 ... | 46,064,358 | 2,094,935 | 31,548,660 | 79,707,953 | 4.11 | 1,308,906 | 78,399,047 | 180.182 |
| 1933 ... | 45,697,799 | 2,072,331 | 35,744,568 | 83,514,698 | 3.90 | 1,346,549 | 82,168,149 | 187.234 |
| 1934 ... | 44,521,246 | 2,060,372 | 39,266,184 | 85,847,802 | 3.81 | 371,412 | 85,476,390 | 193.374 |
| 1935 ... | 44,496,246 | 2,049,156 | 42,044,774 | 88,590,176 | 3.77 | 523,315 | 88,066,861 | 197.595 |
| 1936 ... | 44,237,846 | 2,038,368 | 44,067,841 | 90,344,055 | 3.67 | 569,184 | 89,774,871 | 199.392 |
| 1937 ... | 44,286,745 | 2,030,334 | 46,015,776 | 92,332,855 | 3.62 | 645,906 | 91,686,949 | 201.760 |

* Reduction of Public Debt is due to cancellation of Western Australian Stocks held by Sinking Fund Trustees in accordance with Financial Agreement. † As on 31st March.

II.—LOAN EXPENDITURE.

No. 2.—Net Loan Expenditure on Public Works, etc., from 1872.

Table reconstructed. Includes expenditure from Loan Suspense Account.

| Year ended 30th June. | Railways, Tram- ways, and Electric Power Station. | Har- bours, Rivers, Light- houses, etc. | Roads and Bridges. | Public Build- ings. | Water Supply and Sewer- age, etc. | Develop- ment of Gold- fields and Mineral Re- sources. | Develop- ment of Agricul- ture. (a) | Immi- gration. | Miscel- laneous. (b) | Total. |
|--------------------------------|--|--|--------------------------|---------------------------|---|---|--|-------------------|----------------------------|------------|
| To 1927 ... | £ | £ | £ | £ | £ | £ | £ | £ | £ | £ |
| 1928 ... | 951,134 | 264,860 | 364,223 | 127,764 | 566,021 | 76,415 | 1,621,687 | 10,072 | 216,186 | 4,198,362 |
| 1929 ... | 912,481 | 263,847 | 384,685 | 91,079 | 545,839 | 74,230 | 1,436,776 | 11,885 | 219,930 | 3,940,752 |
| 1930 ... | 909,370 | 264,360 | 315,194 | 54,108 | 305,056 | 89,856 | 1,654,745 | 7,104 | 45,932 | 3,645,725 |
| 1931 ... | 439,015 | 128,599 | ... | Cr. 41 | 209,964 | 27,633 | 689,040 | 1,061 | 10,575 | 1,505,846 |
| 1932 ... | 131,448 | 77,490 | ... | ... | 575,903 | 22,886 | 495,518 | 500 | 8,497 | 1,312,242 |
| 1933 ... | 187,014 | 242,279 | 83,004 | 34,628 | 677,622 | 27,386 | 673,904 | 461 | *134,232 | 2,060,530 |
| 1934 ... | 329,440 | 246,068 | 199,279 | 98,009 | 803,201 | 70,878 | 810,303 | 132 | 91,191 | 2,648,501 |
| 1935 ... | 498,344 | 304,941 | 110,508 | 106,399 | 1,077,273 | 55,424 | 306,398 | 80 | 78,846 | 2,538,213 |
| 1936 ... | 472,779 | 300,955 | 132,783 | 84,422 | 1,243,406 | 28,916 | 156,371 | 80 | 31,995 | 2,451,707 |
| 1937 ... | 245,422 | 175,991 | 123,659 | 89,126 | 1,151,369 | 22,876 | 115,451 | 40 | 108,290 | 2,082,224 |
| Total ... | 27,868,852 | 7,143,540 | 2,635,320 | 1,996,433 | 14,972,908 | 2,767,580 | 28,341,680 | 504,273 | *5,649,974 | 91,880,560 |

(a) Including Agricultural Bank, Land Settlement for Soldiers, and Agricultural Group Settlement. State Business Undertakings and pre-Federation expenditure on Electric Telegraphs, £269,308. £78,007 discount and flotation expenses.

(b) Including *Including

| | | | | | | | | | | |
|--|-----------|-----------|-----------|-----------|-----------|-----------|-----------|-----------|------------|------------|
| Electricity Supply | 247,440 | 278,534 | 302,441 | 258,617 | 274,516 | 279,302 | 295,207 | 322,674 | 348,425 | 364,633 |
| Fremantle Harbour Trust | 250,057 | 294,881 | 300,525 | 241,236 | 227,316 | 231,095 | 216,853 | 236,686 | 231,307 | 238,429 |
| Goldfields Water Supply | 164,909 | 171,181 | 173,365 | 161,602 | 170,315 | 171,971 | 174,546 | 187,949 | 240,461 | 286,848 |
| Government Refrigerating Works | 20 | ... | ... | ... | ... | ... | ... | ... | 6,003 | 6,638 |
| Kalgoorlie Abattoirs | 3,264 | 3,341 | 3,264 | 3,761 | 4,299 | 5,130 | 5,035 | 5,926 | 6,003 | 6,638 |
| Metropolitan Abattoirs and Saleyards | 51,697 | 45,200 | 47,257 | 42,486 | 41,434 | 38,253 | 39,201 | 42,675 | 52,260 | 52,719 |
| Metropolitan Markets | 324,900 | 374,974 | 398,458 | 388,496 | 373,177 | 350,137 | 355,687 | 384,240 | 376,608 | 412,545 |
| Metropolitan Water Supply and Sewerage | 98,903 | 42,671 | 43,653 | 39,423 | 43,884 | 43,224 | 44,898 | 52,664 | 61,755 | 58,147 |
| Other Hydraulic Undertakings | 1,620 | 1,543 | 1,570 | 1,827 | 1,126 | 1,263 | 1,320 | 1,118 | 866 | 66 |
| Perth City Markets | 3,835,299 | 3,788,492 | 3,681,876 | 3,120,979 | 2,897,336 | 2,920,817 | 2,884,531 | 3,277,544 | 3,424,494 | 3,468,657 |
| Railways | 19,197 | 14,523 | 18,643 | 30,573 | 72,644 | 98,919 | 110,496 | 116,062 | 126,298 | 122,582 |
| State Batteries | 17,272 | 15,724 | 14,785 | 8,428 | 6,238 | 5,983 | 4,857 | 5,212 | 5,870 | 5,804 |
| Tourists' Resorts, Cave Houses, etc. | 319,438 | 344,447 | 350,118 | 304,241 | 286,641 | 282,202 | 281,063 | 284,813 | 287,103 | 285,797 |
| Tramways (Perth) | ... | ... | ... | ... | ... | ... | ... | ... | 8,514 | 8,458 |
| State Ferries | ... | ... | ... | ... | ... | ... | ... | ... | ... | ... |
| Total, Public Utilities | 5,294,397 | 5,386,115 | 5,298,005 | 4,613,755 | 4,400,023 | 4,486,707 | 4,483,390 | 4,918,502 | 5,183,249 | 5,316,308 |
| <i>State Trading Concerns—(a)</i> | | | | | | | | | | |
| Balance transferred from | 31,290 | 37,558 | 32,159 | 17,640 | 3,250 | 1,550 | 6,000 | 4,500 | 6,000 | 26,853 |
| Recoup of Departmental Charges, etc. | 99,192 | 104,610 | 81,349 | 102,100 | 93,271 | 93,733 | 92,774 | 81,606 | 84,612 | 75,696 |
| Total, State Trading Concerns | 127,482 | 142,168 | 113,508 | 119,740 | 96,521 | 95,283 | 98,774 | 86,106 | 40,612 | 102,549 |
| Total, Public Utilities and State Trading Concerns | 5,421,879 | 5,528,283 | 5,411,513 | 4,733,495 | 4,505,544 | 4,581,990 | 4,582,164 | 4,994,608 | 5,223,861 | 5,418,857 |
| GRAND TOTAL, REVENUE | 9,807,949 | 9,947,951 | 9,750,515 | 8,686,756 | 8,035,310 | 8,332,154 | 8,481,697 | 9,331,430 | 10,033,721 | 10,185,433 |
| Per Head of Mean Population | 24-534 | 24-001 | 22-900 | 20-154 | 18-532 | 19-076 | 10-261 | 21-057 | 22-404 | 22-540 |

(a) Under the "State Trading Concerns Act, 1916," the Receipts and Expenditure of the "State Trading Concerns" have been eliminated from the Consolidated Revenue Fund.
 (b) Includes Financial Emergency Tax.
 (c) Excludes Hospitals Tax for the year 1930-31, £64,884; 1931-32, £133,855; 1932-33, £146,042; 1933-34, £154,237; 1934-35, £183,398; 1935-36, £206,539; 1936-37, £234,599.
 (d) Includes Gold Mining Profits Tax 1934-35, £33,896; 1935-36, £77,131; 1936-37, £89,090.
 (e) Included under "Reimbursements, Fees, etc."

No. 4.—State Expenditure of Western Australia, Years ended 30th June, 1928 to 1937, Classified according to Departments.

| Heads of Expenditure. | 1927-28. | 1928-29. | 1929-30. | 1930-31. | 1931-32. | 1932-33. | 1933-34. | 1934-35. | 1935-36. | 1936-37. |
|--|------------------|------------------|------------------|------------------|------------------|------------------|------------------|------------------|------------------|------------------|
| <i>Special Acts.</i> | | | | | | | | | | |
| Constitution Act | 11,741 | 20,950 | 19,839 | 20,547 | 11,030 | 10,977 | 13,581 | 14,552 | 15,688 | 17,179 |
| Loan Acts | 3,178,984 | 3,335,710 | 3,445,302 | 3,021,601 | 3,507,379 | 3,504,390 | 3,547,749 | 3,549,867 | 3,567,632 | 3,618,100 |
| Aborigines | 10,000 | 10,000 | 10,000 | 10,000 | 10,000 | 10,000 | 10,000 | 10,000 | 10,000 | 10,000 |
| Annuities | 250 | 250 | 250 | 250 | 206 | 206 | 203 | 208 | 230 | 250 |
| Auditor General | 1,000 | 1,000 | 1,000 | 1,000 | 805 | 800 | 800 | 820 | 894 | 1,000 |
| Commissioner of Railways | 2,000 | 2,000 | 2,000 | 2,000 | 1,561 | 1,550 | 1,550 | 1,579 | 1,804 | 2,000 |
| Commonwealth Pensions | 4,404 | 5,429 | 5,058 | 5,267 | 4,097 | 4,663 | 6,172 | 4,384 | 5,510 | 6,692 |
| Court of Arbitration | 3,700 | 3,700 | 3,700 | 3,700 | 2,920 | 2,905 | 2,912 | 2,995 | 3,392 | 3,700 |
| Dairy Cattle | 205 | 205 | 280 | 210 | 538 | 463 | 420 | 401 | 336 | 262 |
| Fire Brigades Board | 13,801 | 13,907 | 14,750 | 14,105 | 12,000 | 12,978 | 12,250 | 12,350 | 14,316 | 14,556 |
| Forests Act | 85,980 | 72,408 | 86,225 | 19,072 | 18,522 | 18,816 | 27,423 | 35,270 | 43,034 | 47,774 |
| Judges' Pensions | 1,302 | 850 | 793 | b | b | b | b | b | b | b |
| Judges' Salaries | 7,993 | b | b | b | b | b | b | b | b | b |
| Parliamentary Allowances | 48,413 | 48,493 | 44,939 | 44,939 | 38,777 | 38,506 | 38,727 | 41,045 | 45,808 | 48,558 |
| Pensions and Retiring Allowances | 64,714 | 57,877 | 63,193 | 71,976 | 68,909 | 74,886 | 81,861 | 66,378 | 112,506 | 117,878 |
| Public Service Commissioner | 1,374 | 1,202 | 1,250 | 1,250 | 969 | 969 | 1,138 | 1,254 | 1,254 | 1,254 |
| Royal Mint | 25,000 | 16,083 | 19,000 | 17,500 | 19,450 | 19,400 | 19,950 | 21,650 | 20,390 | 22,400 |
| Stallions Act | ... | 36 | ... | ... | ... | ... | ... | ... | ... | ... |
| Stipendiary Magistrates | 8,260 | 9,500 | 9,200 | 7,880 | 4,223 | 7,623 | 6,437 | 7,140 | 7,999 | 8,677 |
| Tramway Purchase Act | 29,000 | 30,000 | 31,000 | 31,000 | 25,120 | 24,880 | 24,800 | 25,674 | 31,500 | 34,500 |
| W. A. University | ... | 437 | ... | ... | ... | ... | ... | ... | ... | ... |
| University Buildings Act | ... | 219 | ... | ... | ... | ... | ... | ... | ... | ... |
| Metropolitan Town Planning | ... | a | ... | ... | ... | ... | ... | ... | ... | ... |
| Mine Workers' Relief Fund | ... | a | ... | ... | ... | ... | ... | ... | ... | ... |
| North Australia Survey Act, 1935 | ... | ... | ... | ... | ... | ... | ... | ... | ... | ... |
| Secession Appeal Expenses | ... | ... | ... | ... | ... | ... | ... | ... | ... | ... |
| Total | 3,490,063 | 3,629,819 | 3,761,444 | 3,872,297 | 3,733,021 | 3,740,944 | 3,811,437 | 3,842,330 | 3,918,351 | 3,997,418 |
| <i>Establishments.</i> | | | | | | | | | | |
| His Excellency the Governor | 2,518 | 2,436 | 2,522 | 2,458 | 1,772 | 1,631 | 1,807 | 1,980 | 2,330 | 2,410 |
| Legislative Council | 1,674 | 1,833 | 1,809 | 1,749 | 1,290 | 1,492 | 1,454 | 1,560 | 1,730 | 1,810 |
| Legislative Assembly | 2,741 | 2,792 | 2,955 | 2,897 | 2,190 | 2,284 | 2,310 | 2,374 | 2,633 | 2,862 |
| Joint Houses of Parliament | 9,583 | 9,547 | 10,228 | 9,769 | 7,992 | 7,973 | 8,350 | 8,350 | 9,009 | 9,730 |
| Total | 16,471 | 16,611 | 17,512 | 16,873 | 13,248 | 13,290 | 13,930 | 14,269 | 15,713 | 17,411 |
| <i>Departments, etc.</i> | | | | | | | | | | |
| Premier's Office | 15,025 | 14,843 | 15,463 | 13,410 | 13,701 | 14,474 | 16,542 | 22,613 | 20,626 | 21,001 |
| London Agency | 19,874 | 13,960 | 11,980 | 12,167 | 9,285 | 9,109 | 9,225 | 9,029 | 10,166 | 10,160 |
| Public Service Commissioner | 3,673 | 7,509 | 1,570 | 3,425 | 1,628 | 1,263 | 1,246 | 1,196 | 1,571 | 1,520 |
| Government Motor Cars | 5,478 | 7,223 | 5,677 | 2,589 | 2,944 | 3,078 | 3,698 | 4,357 | 3,584 | 3,584 |
| Fencing | 61,929 | 74,237 | 75,981 | 50,120 | 47,401 | 49,317 | 51,512 | 52,873 | 63,564 | 56,905 |
| Cemetery | ... | 4,915 | 15,085 | ... | 353 | ... | ... | ... | ... | ... |
| Land and Surveys | 69,141 | 71,843 | 72,823 | 64,306 | 52,045 | 48,001 | 46,610 | 48,723 | 51,094 | 51,743 |
| Town Planning | ... | ... | ... | 1,432 | 1,030 | 910 | 1,374 | 930 | 1,414 | 1,414 |
| Farmers' Debts Adjustment Board and Rural Relief | ... | ... | ... | 1,369 | 2,182 | 2,214 | 2,225 | 2,154 | 3,944 | 3,944 |
| Treasury | ... | 1,061 | 2,309 | 1,783 | ... | ... | ... | ... | ... | ... |
| Audit | 19,830 | 20,969 | 20,669 | 20,226 | 17,157 | 20,084 | 20,187 | 21,738 | 23,781 | 20,454 |
| Compassionate Allowances | 13,534 | 13,938 | 14,342 | 11,333 | 11,039 | 11,201 | 11,039 | 11,201 | 12,420 | 13,333 |
| Government Stores | 5,591 | 9,879 | 6,095 | 4,862 | 7,017 | 6,082 | 6,711 | 5,176 | 6,711 | 8,182 |
| Literary and Scientific Grants, etc. | 17,076 | 16,806 | 16,824 | 13,814 | 11,648 | 11,678 | 11,714 | 12,357 | 13,788 | 14,587 |
| | 11,321 | 11,953 | 11,377 | 10,969 | 8,600 | 9,690 | 8,690 | 8,935 | 11,148 | 11,101 |

| | | | | | | | |
|---|-----------|------------|------------|-----------|-----------|-----------|------------|
| Taxation | 30,212 | 30,000 | 30,000 | 31,014 | 32,057 | 33,804 | 33,669 |
| Miscellaneous Services | 511,862 | 143,224 | 446,529 | 697,927 | 600,128 | 605,030 | 751,088 |
| Agriculture Generally | 77,700 | 88,327 | 83,534 | 57,418 | 59,408 | 78,083 | 91,438 |
| College of Agriculture | 8,181 | 10,318 | 6,869 | 9,127 | 7,232 | 8,271 | 8,981 |
| Education | 668,686 | 679,019 | 692,672 | 549,115 | 576,206 | 605,284 | 713,957 |
| Medical and Public Health (c) | 200,894 | 212,292 | 211,657 | 78,658 | 60,419 | 68,584 | 83,112 |
| Public Works and Buildings | 89,668 | 97,712 | 143,231 | 191,959 | 50,663 | 64,360 | 104,243 |
| Factories | 12,310 | 12,824 | 5,971 | 3,770 | 3,079 | 4,800 | 5,250 |
| Mines | 102,066 | 102,148 | 105,116 | 87,424 | 109,085 | 145,720 | 144,092 |
| Woods and Forests | 24,081 | 23,096 | 18,510 | 11,272 | 11,742 | 13,720 | 25,453 |
| Police | 230,511 | 236,332 | 237,996 | 90,108 | 91,929 | 228,394 | 239,458 |
| Crown Law Offices (inc. Licensing) | 90,321 | 86,327 | 81,283 | 65,419 | 67,758 | 78,574 | 74,194 |
| Arbitration Court | 15,969 | 16,327 | 14,829 | 3,692 | 3,471 | 6,766 | 6,223 |
| Office of Chief Secretary | 11,626 | 10,150 | 4,468 | 12,972 | 12,301 | 14,145 | 14,145 |
| Native Affairs | 5,385 | 13,888 | 10,893 | 12,375 | 11,830 | 14,567 | 15,556 |
| Fisheries | 5,985 | 5,347 | 4,873 | 11,157 | 11,616 | 12,608 | 20,008 |
| Gaols | 25,712 | 28,204 | 31,468 | 34,410 | 3,620 | 3,606 | 4,158 |
| Harbour and Light and Jetties | 22,459 | 21,475 | 23,873 | 23,810 | 23,709 | 26,075 | 28,084 |
| Child Welfare and Outdoor Relief | 101,918 | 104,813 | 99,575 | 86,982 | 19,375 | 22,957 | 24,149 |
| Lunacy | 109,115 | 139,394 | 99,575 | 90,999 | 93,933 | 101,248 | 107,269 |
| Labour Bureau and Unemployment Relief | 5,914 | 791 | 795,510 | 493,655 | 381,035 | 118,552 | 116,338 |
| Immigration | 10,678 | 6,391 | 4,007 | 2,089 | 9,044 | 10,359 | 11,358 |
| Registry and Friendly Societies | 1,735 | 1,765 | 1,765 | 1,414 | 1,475 | 1,708 | 1,696 |
| Observatory | 1,934 | 2,120 | 1,705 | 1,826 | 1,475 | 1,696 | 1,696 |
| Publicity and Tourist Bureau | 1,176 | 1,100 | 3,148 | 928 | 1,202 | 2,112 | 3,752 |
| Council of Industrial Development | 2,594,355 | 2,634,954 | 2,861,293 | 2,601,096 | 2,510,461 | 2,638,123 | 2,618,259 |
| Total | 6,079 | 6,791 | 5,582 | 4,441 | 4,751 | 5,190 | 6,593 |
| Business Undertakings. | | | | | | | |
| Aborigines Cattle Stations | 101,467 | 212,909 | 201,092 | 192,024 | 192,804 | 220,070 | 270,364 |
| Albany Cold Stores | 136,633 | 134,941 | 128,038 | 108,973 | 113,258 | 128,360 | 114,411 |
| Electricity Supply | 2,385 | 2,328 | 2,312 | 2,488 | 2,900 | 2,890 | 3,584 |
| Goldfields Water Supply | 27,087 | 28,653 | 28,075 | 25,296 | 26,952 | 27,887 | 30,231 |
| Kangaroo Abattoirs | 143,881 | 142,785 | 127,093 | 97,046 | 96,602 | 97,133 | 101,357 |
| Meatonic Abattoirs and Sale Yards | 26,719 | 29,828 | 24,826 | 21,617 | 23,016 | 21,092 | 60,142 |
| Metropolitan Water Supply, Sewerage, and Drainage | 649 | 785 | 655 | 589 | 590 | 720 | 110 |
| Other Hydraulic Undertakings | 2,903,084 | 3,075,568 | 2,519,691 | 2,116,352 | 2,156,664 | 2,348,560 | 2,691,698 |
| Perth City Markets | 27,712 | 22,636 | 37,805 | 65,587 | 80,601 | 103,739 | 113,643 |
| Railways | 14,815 | 14,832 | 8,344 | 6,186 | 5,627 | 5,760 | 7,786 |
| State Batteries | 253,065 | 269,973 | 244,019 | 222,219 | 205,069 | 199,978 | 204,992 |
| Tourists' Resorts, etc. | d | d | d | d | d | d | 205,046 |
| Tramways, Perth Electric | d | d | d | d | d | d | 7,996 |
| State Ferries | d | d | d | d | d | d | 8,068 |
| Total | 3,733,526 | 3,942,535 | 3,326,832 | 2,862,122 | 2,834,781 | 3,195,369 | 3,623,550 |
| GRAND TOTAL, EXPENDITURE | 9,834,415 | 10,223,919 | 10,107,295 | 9,196,234 | 9,270,609 | 9,498,525 | 10,556,638 |
| Per Head of Mean Population | 24.600 | 24.666 | 23.450 | 21.054 | 21.052 | 22.207 | 23.361 |

(a) Included under "Mines." (b) Included under Constitution Act above. (c) Excludes expenditure from Hospital Trust Fund in respect to which a special Hospitals Tax was introduced in 1930-31. (d) Included under "Office of Chief Secretary."

No. 5.—Consolidated Revenue—Expenditure and Receipts CLASSIFIED ACCORDING TO FUNCTIONS, 1935-36 and 1936-37.

The general purport of this table is to show the net cost, including the relevant proportion of Public Debt service, of each function of Government, irrespective of the department or departments administering such functions. It should be noted that *Expenditure on Hospitals* is met mainly from the Hospital Trust Fund, into which is paid the proceeds of the Hospital Tax. This amount to £206,595 in 1935-36 and £234,599 in 1936-37. *Expenditure on Unemployment Relief* includes sustenance and payments of a like nature amounting to £49,870 in 1935-36 and £51,144 in 1936-37. Receipts shown for the item *Roads and Bridges* comprise interest and sinking fund paid by the Main Roads Board on loan capital advanced by the Treasurer in respect to certain Metropolitan roads. *Agricultural Bank* expenditure from Consolidated Revenue is confined to meeting Public Debt charges, the salaries of the Commissioners and certain group settlement administration. The receipts shown represent the Bank's contribution towards interest and sinking fund on loan capital advanced by the Treasurer. Receipts shown for the item *Navigation, Harbour and Lights* represent, largely, contributions by the Fremantle Harbour Trust on account of interest and sinking fund on loan capital, together with surplus profits. Expenditure from consolidated revenue in respect to the *Metropolitan Market Trust*, the *Workers' Homes Board* and *Trading Concerns* covers only Public Debt Charges, and receipts shown represent amounts paid to revenue on account of such charges, current or accrued.

| Classification. | 1935-36. | | | 1936-37. | | |
|--|--------------------|-----------|------------------|--------------------|----------------------|-----------|
| | Gross Expenditure. | Receipts. | Net Expenditure. | Gross Expenditure. | | Total. |
| | | | | Ordinary. | Public Debt Charges. | |
| | £ | £ | £ | £ | £ | £ |
| Legislative and General Administration | | | | | | |
| Legislative: | | | | | | |
| Governor | 5,220 | ... | 5,220 | 4,769 | 555 | 5,324 |
| Parliament | 60,943 | ... | 60,943 | 71,720 | 335 | 72,064 |
| Electoral: | | | | | | |
| Departmental | 2,061 | 78 | 1,983 | 1,971 | ... | 1,971 |
| Cost of Elections | 10,664 | ... | 10,664 | 941 | ... | 941 |
| Financial Administration: | | | | | | |
| Departmental: | | | | | | |
| Treasury, including Taxation | 218,311 | 3,672,374 | Cr. 3,454,063 | 107,975 | 116,143 | 224,118 |
| Pension Contributions and Like Payments | 133,734 | ... | 133,734 | 141,534 | ... | 141,534 |
| Auditor General | 13,981 | 1,222 | 12,759 | 14,333 | ... | 14,333 |
| Royal Commissions, including Committees of Inquiry | 1,466 | ... | 1,466 | 2,356 | ... | 2,356 |
| Administration, N.E.I.: | | | | | | |
| Government Printer | 56,279 | 31,000 | 25,279 | 50,905 | 2,690 | 59,001 |
| Accumulated Deficit—Interest and Sinking Fund on | 111,862 | ... | 111,862 | ... | 118,831 | 118,831 |
| Other | 185,180 | 31,907 | 123,283 | 136,926 | 27,474 | 164,390 |
| Total | 775,710 | 3,736,641 | Cr. 2,960,931 | 539,439 | 266,034 | 805,473 |
| Law, Order and Public Safety— | | | | | | |
| Salaries of Judiciary | 16,069 | ... | 16,069 | 17,134 | ... | 17,134 |
| Administration of Justice | 61,932 | 98,694 | Cr. 36,762 | 65,324 | 1,922 | 67,246 |
| Police | 238,250 | 41,612 | 196,638 | 238,708 | 8,302 | 247,010 |
| Prisons | 29,578 | 1,597 | 27,981 | 30,413 | 2,437 | 32,850 |
| Custody and Care of Delinquent Children | 1,865 | ... | 1,865 | ... | ... | 1,873 |
| Prevention of Fire and Flood | 14,316 | ... | 14,316 | 14,556 | ... | 14,556 |
| Other | ... | ... | ... | 341 | ... | 341 |
| Total | 362,010 | 141,903 | 220,107 | 368,741 | 12,661 | 381,402 |
| Regulation of Trade and Industry— | | | | | | |
| Factories and Shops Legislation | 4,601 | 2,764 | 1,927 | 5,066 | ... | 5,066 |
| Scaffolding Inspection | 1,051 | 2,687 | Cr. 1,646 | 1,271 | ... | 1,271 |
| Inspection of Machinery | 6,007 | 8,309 | Cr. 2,302 | 7,393 | ... | 7,393 |
| Labour Legislation, including Arbitration | 16,738 | 5,980 | 10,758 | 10,501 | ... | 10,501 |
| Transport Control | 572 | ... | 572 | 746 | ... | 746 |
| Total | 36,973 | 19,740 | 17,174 | 38,977 | ... | 38,977 |
| Total | 1,493,700 | 5,066,165 | Cr. 3,572,964 | 1,825,435 | 347,817 | 2,173,252 |

No. 5.—Consolidated Revenue—Expenditure and Receipts CLASSIFIED ACCORDING TO FUNCTIONS, 1935-36 and 1936-37—continued.

| Classification. | 1935-36. | | | 1936-37. | | | Net Expenditure. |
|--|--------------------|------------|------------------|--------------------|----------------------|------------|------------------|
| | Gross Expenditure. | Receipts. | Net Expenditure. | Gross Expenditure. | | Receipts. | |
| | | | | Ordinary. | Public Debt Charges. | | |
| £ | £ | £ | £ | £ | £ | £ | |
| <i>D</i> <i>Development and Maintenance of State Resources other than Business Undertakings—</i> | | | | | | | |
| Land Settlement and Survey | 51,094 | 227,496 | Cr. 176,402 | 50,211 | 50,211 | 213,634 | Cr. 163,453 |
| Mining | 105,971 | 60,009 | 45,962 | 69,833 | 102,648 | 53,796 | 48,922 |
| Agricultural, Pastoral and Dairying | 304,935 | 22,176 | 282,759 | 304,206 | 460,680 | 57,776 | 403,110 |
| Forestry | 92,908 | 143,159 | Cr. 50,251 | 73,278 | 103,949 | 164,888 | Cr. 80,939 |
| Fisheries and Game | 4,658 | 6,964 | Cr. 2,306 | 4,583 | 6,105 | 6,105 | Cr. 1,522 |
| Roads and Bridges | 126,931 | 7,396 | 119,535 | 131,385 | 131,385 | 7,396 | 123,989 |
| North Australia Survey | 13,219 | | 13,219 | 12,500 | 12,500 | 7,396 | 123,989 |
| Tourist Activities | 4,284 | | 4,179 | 3,752 | 5,904 | | 192 |
| Agricultural Bank, Industry Assistance Board, Group and Soldier Settlement | 958,020 | 225,137 | 730,883 | 5,649 | 946,007 | 219,130 | 726,877 |
| Other | 3,946 | 48 | 3,898 | 4,649 | 4,649 | 63 | 4,586 |
| Total | 1,663,966 | 692,490 | 971,476 | 528,601 | 1,822,722 | 722,910 | 1,099,812 |
| Total (excluding Business Undertakings) | 4,190,612 | 4,708,184 | Cr. 517,572 | 2,801,928 | 4,491,429 | 4,680,848 | Cr. 180,419 |
| <i>B</i> <i>Business Undertakings—</i> | | | | | | | |
| Railways | 3,676,483 | 3,424,494 | 251,989 | 2,687,617 | 3,306,121 | 3,468,037 | 397,464 |
| Tramways | 261,169 | 287,103 | Cr. 25,934 | 219,646 | 204,426 | 285,797 | Cr. 21,371 |
| Navigation, Harbours and Light | 318,769 | 296,428 | 22,341 | 56,438 | 539,163 | 287,938 | 51,225 |
| Water Supply, Sewerage, Irrigation and Drainage | 831,151 | 678,824 | 152,327 | 281,847 | 805,480 | 757,540 | 137,949 |
| Electricity Supply | 325,718 | 348,425 | Cr. 22,707 | 270,364 | 356,754 | 364,663 | Cr. 7,909 |
| Hostels—Cave House | 5,760 | 5,370 | Cr. 110 | 7,786 | 7,786 | 5,804 | Cr. 1,982 |
| Ferries | 8,274 | 8,514 | Cr. 240 | 8,088 | 8,428 | 8,458 | Cr. 132 |
| Aboriginal Cattle Stations | 8,583 | 4,785 | 3,598 | 6,593 | 8,084 | 5,005 | 3,079 |
| Abattoirs and Saleyards | 49,091 | 58,263 | Cr. 9,172 | 38,352 | 52,063 | 59,357 | Cr. 7,294 |
| Perth City Markets | 678 | 866 | Cr. 188 | 110 | 1,579 | 59,357 | 1,513 |
| State Batteries | 131,173 | 126,998 | 4,875 | 113,100 | 130,912 | 122,539 | 8,380 |
| Metroopolitan Markets Trust | 7,647 | 8,975 | Cr. 1,328 | 1,812 | 7,255 | 10,217 | Cr. 2,962 |
| Workers' Homes Board | 32,541 | 38,657 | Cr. 6,116 | 33,576 | 38,576 | 28,742 | Cr. 2,534 |
| Trading Concerns | 97,804 | 38,035 | 59,859 | | 93,378 | 99,809 | Cr. 5,331 |
| Total, Business Undertakings | 5,754,731 | 5,325,537 | 429,194 | 3,682,911 | 6,065,209 | 5,504,585 | 560,624 |
| GRAND TOTAL | 9,945,343 | 10,033,721 | Cr. 88,378 | 6,484,839 | 10,556,638 | 10,185,433 | 371,205 |

IV.—STATE INCOME TAX AND DIVIDEND DUTY.*

No. 6.—Analysis of Income Assessments for Year 1936-37.

| Grouped according to Total Income. | Number of Persons— | | | Total Income. (a) | Income Tax. | |
|------------------------------------|--------------------|---------|--------|----------------------|-------------|-------------------|
| | Taxed. | Exempt. | Total. | | Amount. | Per Person Taxed. |
| £ £ | | | | £ | £ | £ s. d. |
| 101—200 | 16,376 | 5,406 | 21,782 | 3,144,883 | 13,439 | 0 16 5 |
| 201—300 | 17,193 | 14,086 | 31,279 | 7,658,449 | 27,664 | 1 12 2 |
| 301—500 | 12,979 | 3,459 | 16,438 | 6,075,398 | 42,662 | 3 5 9 |
| 501—700 | 3,323 | 90 | 3,413 | 1,969,218 | 23,467 | 7 1 3 |
| 701—1,000 | 1,606 | 23 | 1,629 | 1,354,472 | 21,649 | 13 9 7 |
| 1,001—1,500 | 894 | 5 | 899 | 1,083,646 | 24,629 | 27 11 0 |
| 1,501—5,000 | 743 | 5 | 748 | 1,760,352 | 76,822 | 103 8 2 |
| 5,001 and over | 44 | | 44 | 327,872 | 39,531 | 898 8 8 |
| Total | 53,158 | 23,074 | 76,232 | 23,374,290 | 269,863 | 5 1 6 |

(a) Total income of persons liable to pay Income Tax—i.e., single persons earning £100 or over or married persons earning £200 or more per annum. For amount (after deductions) actually taxed see table No. 7.

* For actual collections from all forms of direct taxation see table No. 8, page 4.

No. 7.—Income Assessments according to Occupation, 1936-37.

| Occupation or Principal Source of Income. | No. of Persons Taxed. | Income Taxed. | | Income Tax. | |
|---|-----------------------|---------------|---------------|-------------|---------------|
| | | Amount. | Per Taxpayer. | Amount. | Per Taxpayer. |
| | | £ | £ | £ | |
| Farmers | 2,498 | 805,099 | 322·30 | 16,768 | 6·71 |
| Pastoralists | 245 | 207,915 | 848·63 | 11,363 | 46·38 |
| Mining | 333 | 246,372 | 739·86 | 12,954 | 38·90 |
| Shipping | 4 | 2,163 | 540·75 | 42 | 10·50 |
| Manufacturing | 71 | 50,488 | 711·10 | 3,149 | 44·35 |
| Employees | 42,996 | 8,900,160 | 207·00 | 114,692 | 2·67 |
| Clergymen | 71 | 14,306 | 201·49 | 346 | 4·87 |
| Professional persons | 947 | 665,383 | 702·57 | 22,830 | 24·11 |
| Banks and Financial Institutions | 933 | 310,896 | 333·22 | 8,725 | 9·35 |
| Hotel-keepers | 279 | 303,153 | 1,086·57 | 18,737 | 67·16 |
| Brewers and Maltsters | 3 | 5,784 | 1,928·00 | 138 | 46·00 |
| Timber and Saw-milling Merchants | 16 | 12,000 | 750·00 | 384 | 24·00 |
| Wholesale Merchants | 36 | 42,188 | 1,171·89 | 3,076 | 85·44 |
| Retail Stores | 1,457 | 613,214 | 420·87 | 17,925 | 12·39 |
| Property Owners | 1,654 | 515,965 | 311·59 | 12,618 | 7·63 |
| Miscellaneous | 1,615 | 812,527 | 503·11 | 26,116 | 16·17 |
| Total | 53,158 | 13,506,963 | 254·09 | 269,863 | 5·08 |

No. 8.—Dividend Duty.

Classification of Companies and Duty collected therefrom during the year 1936-37.

| Nature of Company. | Duty Collected. |
|-----------------------------------|-----------------|
| | £ |
| Mining | (a) 59,552 |
| Trading and Manufacturing | 234,232 |
| Banking and other Financial | 5,734 |
| Shipping | 12,401 |
| Life Assurance | 6,364 |
| Insurance (other than Life) | 15,957 |
| Miscellaneous | 4,636 |
| Total | £338,876 |

(a) Excludes gold-mining profits tax £89,090.

PART III.—ACCUMULATION.

I.—BANKING.

(a).—CHEQUE-PAYING BANKS.

No. 1.—Cheque-paying Banks operating in Western Australia on 30th June, 1937.

| Bank. | Head Office | Year of Establishment in Western Australia. | No. of Offices, including Head Office, all Sub-branches and Agencies. | | | |
|---|---------------|---|---|---|----------------------------------|--------|
| | | | In Western Australia. | In other Australian States and New Zealand. | In United Kingdom and elsewhere. | Total. |
| Bank of New South Wales ... | Sydney ... | †1883 | 133 | 667 | 13 | 770 |
| National Bank of Australasia, Limited ... | Melbourne ... | 1866 | 65 | 367 | 2 | 434 |
| Union Bank of Australia, Limited ... | London ... | 1878 | 24 | 226 | 1 | 251 |
| Commercial Bank of Australia, Limited ... | Melbourne ... | 1888 | 38 | 496 | 1 | 535 |
| Bank of Australasia... English, Scottish, and Australian Bank, Ltd. ... | London ... | *1841 | 16 | 222 | 2 | 240 |
| Bank of Adelaide ... | London ... | †1921 | 19 | 368 | 1 | 388 |
| Commonwealth Bank of Australia ... | Adelaide ... | 1922 | 2 | 111 | 1 | 114 |
| Commonwealth Bank of Australia ... | Sydney ... | 1913 | 12 | 254 | 2 | 268 |

* Western Australian business discontinued in 1846, and recommenced on 2nd May, 1894. † The Western Australian Bank which commenced business in 1841, and the Australian Bank of Commerce which commenced business in 1926, were both amalgamated with the Bank of New South Wales, the former on the 29th March, 1927, and the latter on 28th December, 1931. ‡ The Royal Bank of Australia, Ltd., which commenced business in 1915, amalgamated with the English, Scottish, and Australian Bank, Ltd., on 1st April, 1927.

No. 2.—Rates of Exchange, Perth, on the undermentioned Australian Cities, New Zealand and London during the Year ended 30th June, 1937.

| | Buying. | | | | Selling. | | | |
|---------------------------|----------------------|---------------------|----------------------|---------------------|----------------------|---------------------|----------------------|---------------------|
| | Sept. Quarter, 1936. | Dec. Quarter, 1936. | March Quarter, 1937. | June Quarter, 1937. | Sept. Quarter, 1936. | Dec. Quarter, 1936. | March Quarter, 1937. | June Quarter, 1937. |
| (A) INTERSTATE. | | | | | | | | |
| | per cent. | | per cent. | | per cent. | | per cent. | |
| At sight on— | s. d. | | s. d. | | s. d. | | s. d. | |
| Sydney ... | 10 0 | | 10 0 | | 10 0 | | 10 0 | |
| Melbourne ... | 7 6 | | 7 6 | | 7 6 | | 7 6 | |
| Brisbane ... | 12 6 | | 12 6 | | 12 6 | | 12 6 | |
| Adelaide ... | 5 0 | | 5 0 | | 5 0 | | 5 0 | |
| Hobart and Launceston ... | 12 6 | | 12 6 | | 12 6 | | 12 6 | |
| (B) OVERSEA.* | | | | | | | | |
| | £ s. d. | £ s. d. | £ s. d. | £ s. d. | £ s. d. | £ s. d. | £ s. d. | £ s. d. |
| New Zealand— | 100 10 0 | 100 10 0 | 100 10 0 | 100 10 0 | 101 0 0 | 101 0 0 | 101 0 0 | 101 0 0 |
| London— | 125 0 0 | 125 0 0 | 125 0 0 | 125 0 0 | 125 10 0 | 125 10 0 | 125 10 0 | 125 10 0 |
| Telegraphic Transfer | 124 13 9 | 124 13 9 | 124 13 9 | 124 13 9 | 125 8 9 | 125 8 9 | 125 8 9 | 125 8 9 |
| On Demand ... | 124 7 6 | 124 7 6 | 124 7 6 | 124 7 6 | 125 6 3 | 125 6 3 | 125 6 3 | 125 6 3 |
| 30 Days ... | 124 2 6 | 124 2 6 | 124 2 6 | 124 2 6 | 125 3 9 | 125 3 9 | 125 3 9 | 125 3 9 |
| 60 Days ... | | | | | | | | |

* Rates quoted in Australian currency on basis of £100.

No. 3.—Rates of Discount on Bills, Interest on Overdrafts, and Interest on Fixed Deposits during the Year ended 30th June, 1937.

| Period. | Discount on Bills.* | | Interest on Overdrafts. | Interest on Fixed Deposits. | | | |
|-------------------------|-------------------------|--------------------|-------------------------|-----------------------------|-------------|----------------|------------|
| | Three Months and under. | Over three Months. | | Three Months. | Six Months. | Twelve Months. | Two Years. |
| Sept. Quarter, 1936 ... | 4½ to 6 | 5½ to 6½ | 3½ to 6½ | 2 | 2½ | 2½ | 3 |
| Dec. Quarter, 1936 ... | 4½ to 6 | 5½ to 6½ | 3½ to 6½ | 2 | 2½ | 2½ | 3 |
| Mar. Quarter, 1937 ... | 4½ to 6 | 5½ to 6½ | 3½ to 6½ | 2 | 2½ | 2½ | 3 |
| June Quarter, 1937 ... | 4½ to 6 | 5 to 6½ | 3½ to 6½ | 2 | 2½ | 2½ | 3 |

* Exclusive of Commonwealth Bank Rates, which for three months and under stood at 3½% throughout the year.

No. 4.—Averages for the Years ended 30th June, 1928 to 1937, of the Weekly Statements of Liabilities and Assets of the several Cheque-paying Banks operating in Western Australia.

| Year ended 30th June. | No. of Banks. | LIABILITIES. | | | | | | | Total Average Liabilities. |
|-----------------------|---------------|-----------------------|-----------------------|------------------------------|-----------------------|-------------------|--------------|--------------|----------------------------|
| | | Notes in Circulation. | Bills in Circulation. | Balances due to other Banks. | Deposits. | | | | |
| | | | | | Not bearing Interest. | Bearing Interest. | Total. | | |
| 1928 ... | 10 | £ 25,243 | £ 186,394 | £ 1,156,468 | £ 6,512,800 | £ 8,999,799 | £ 15,512,599 | £ 16,880,694 | |
| 1929 ... | 10 | 25,237 | 221,139 | 923,832 | 6,699,328 | 6,706,141 | 13,405,469 | 14,575,677 | |
| 1930 ... | 10 | 25,218 | 207,013 | 624,466 | 5,961,259 | 6,800,668 | 12,761,927 | 13,618,624 | |
| 1931 ... | 10 | 25,189 | 171,491 | 1,485,130 | 4,934,106 | 7,293,478 | 12,227,584 | 13,909,394 | |
| 1932 ... | 10 | 25,180 | 138,185 | 1,747,759 | 5,841,646 | 8,439,626 | 14,281,272 | 16,192,396 | |
| 1933 ... | 18 | 24,230 | 136,545 | 1,389,663 | 5,622,541 | 9,269,953 | 14,892,494 | 16,442,982 | |
| 1934 ... | 8 | 22,703 | 152,307 | 1,474,749 | 6,156,520 | 10,269,741 | 16,428,261 | 18,076,020 | |
| 1935 ... | 8 | 21,673 | 178,030 | 950,541 | 7,228,114 | 10,874,933 | 18,103,047 | 19,253,291 | |
| 1936 ... | 8 | 20,760 | 206,160 | 772,423 | 7,627,663 | 11,737,949 | 19,365,612 | 20,364,945 | |
| 1937 ... | 8 | 20,640 | 220,206 | 912,795 | 8,210,632 | 11,520,963 | 19,731,595 | 20,885,236 | |

| Year ended 30th June. | ASSETS. | | | | | | | | |
|-----------------------|--|--------------------------------------|---|---------------------------------------|-------------------|---------------------------------|--------------------------------|--|-----------------------|
| | Coined Gold, Silver, and other Metals. | Gold and Silver in Bullion and Bars. | Government, Municipal, and Public Securities. (a) | Land and Property, and Bank Premises. | Australian Notes. | Notes and Bills of other Banks. | Balances due from other Banks. | Notes and Bills discounted and other Debts to Banks not before enumerated. | Total Average Assets. |
| | | | | | | | | | |
| 1928 ... | 1,472,372 | 117,858 | 2,074,810 | 484,195 | 2,514,983 | 207,094 | 145,774 | 15,296,101 | 22,813,187 |
| 1929 ... | 1,423,410 | 115,620 | 170,382 | 459,906 | 2,246,369 | 115,994 | 115,757 | 17,239,951 | 21,887,389 |
| 1930 ... | 712,372 | 116,463 | 1,561,506 | 575,754 | 1,944,219 | 108,938 | 88,213 | 20,886,342 | 25,998,808 |
| 1931 ... | 228,449 | 130,459 | 2,225,198 | 672,071 | 2,951,341 | 76,973 | 78,690 | 20,817,741 | 27,180,922 |
| 1932 ... | 192,230 | 207,089 | 2,433,233 | 705,981 | 3,430,652 | 68,323 | 163,361 | 19,645,969 | 26,846,838 |
| 1933 ... | 208,880 | 198,339 | 2,435,422 | 747,614 | 3,023,096 | 62,673 | 30,975 | 19,216,707 | 25,928,656 |
| 1934 ... | 219,283 | 219,462 | 3,293,220 | 752,821 | 2,875,027 | 73,767 | 27,293 | 19,370,837 | 26,831,690 |
| 1935 ... | 169,885 | 249,610 | 3,233,222 | 745,043 | 2,342,539 | 83,240 | 32,130 | 20,530,713 | 27,436,433 |
| 1936 ... | 133,239 | 332,940 | 3,719,649 | 713,431 | 2,092,631 | 99,793 | 36,663 | 21,615,786 | 28,544,122 |
| 1937 ... | 192,176 | 537,450 | 3,718,385 | 659,125 | 2,192,423 | 111,770 | 39,820 | 22,266,097 | 29,717,251 |

* Including cash with Commonwealth Bank. † See note (a) to Table No. 5 below. (a) Includes Short Term Loans for years 1930, £23,403; 1931, £424,298; 1932, £912,516; 1933, £724,938; 1934, £553,068; 1935, £46,346; 1936, £13,141 and 1937, £50,810.

No. 5.—Averages for the Years ended 30th June, 1928 to 1937, of the Weekly Statements of Total Liabilities and Assets of each of the several Cheque-paying Banks operating in Western Australia. (a)

| Year ended 30th June. | National Bank of Australasia, Ltd. | Union Bank of Australia, Limited. | Bank of New South Wales. | Commercial Bank of Australia, Limited. | Bank of Australasia. | English, Scottish and Australian Bank, Ltd. | Bank of Adelaide. | Primary Producers' Bank of Australia, Ltd. | Australian Bank of Commerce. | Commonwealth Bank of Australia. |
|-----------------------|------------------------------------|-----------------------------------|--------------------------|--|----------------------|---|-------------------|--|------------------------------|---------------------------------|
| | £ | £ | £ | £ | £ | £ | £ | £ | £ | £ |
| 1928 ... | 2,452,457 | 1,634,337 | 4,418,942 | 925,038 | 745,460 | 367,902 | 99,815 | 117,376 | 46,394 | 6,042,973 |
| 1929 ... | 2,609,187 | 1,707,211 | 4,548,551 | 967,446 | 847,082 | 460,664 | 121,765 | 123,335 | 61,554 | 3,128,882 |
| 1930 ... | 2,436,626 | 1,635,704 | 4,311,373 | 950,703 | 804,069 | 520,886 | 142,942 | 116,976 | 75,322 | 2,624,023 |
| 1931 ... | 2,164,948 | 1,611,357 | 4,216,060 | 866,729 | 790,907 | 557,081 | 121,419 | 84,896 | 73,494 | 3,422,503 |
| 1932 ... | 2,268,498 | 1,873,279 | 5,283,806 | 874,348 | 1,000,226 | 620,102 | 122,686 | 17,151 | ... | 4,142,300 |
| 1933 ... | 2,271,284 | 1,911,058 | 5,138,164 | 867,699 | 1,093,204 | 638,396 | 152,427 | ... | ... | 4,370,750 |
| 1934 ... | 2,432,293 | 2,307,181 | 5,196,983 | 923,146 | 1,331,915 | 663,092 | 172,720 | ... | ... | 4,998,690 |
| 1935 ... | 3,355,042 | 2,661,371* | 5,308,702 | 985,503 | 1,410,320 | 377,818 | 182,521 | ... | ... | 4,472,014 |
| 1936 ... | 4,238,649 | 2,281,561 | 5,500,403 | 1,010,538 | 1,454,798 | 382,902 | 173,896 | ... | ... | 4,822,198 |
| 1937 ... | 4,110,945 | 2,080,283 | 5,452,893 | 1,025,661 | 1,534,280 | 383,375 | 191,141 | ... | ... | 5,606,657 |

| ASSETS. | | | | | | | | | | |
|-----------------------|-----------|-----------|------------|-----------|-----------|-----------|---------|---------|---------|-----------|
| Year ended 30th June. | £ | £ | £ | £ | £ | £ | £ | £ | £ | £ |
| 1928 ... | 3,505,352 | 2,904,441 | 8,763,388 | 726,686 | 1,693,515 | 829,400 | 346,211 | 267,257 | 101,107 | 3,175,830 |
| 1929 ... | 3,880,097 | 3,017,481 | 9,115,415 | 903,614 | 1,976,623 | 995,521 | 336,077 | 275,359 | 124,956 | 1,261,546 |
| 1930 ... | 4,662,146 | 3,624,272 | 9,424,073 | 1,055,214 | 2,177,844 | 1,339,266 | 338,526 | 300,155 | 190,506 | 2,887,706 |
| 1931 ... | 4,553,536 | 3,551,736 | 10,003,497 | 952,900 | 2,107,932 | 1,554,042 | 244,538 | 280,189 | 133,030 | 3,749,474 |
| 1932 ... | 4,576,014 | 3,447,335 | 9,903,981 | 880,975 | 2,179,584 | 1,456,011 | 178,316 | 68,652 | ... | 4,155,970 |
| 1933 ... | 4,204,552 | 3,468,430 | 9,638,922 | 995,683 | 1,990,704 | 1,493,002 | 189,106 | ... | ... | 3,898,656 |
| 1934 ... | 4,226,256 | 3,581,684 | 9,578,944 | 1,123,964 | 2,087,126 | 1,552,531 | 205,246 | ... | ... | 4,475,939 |
| 1935 ... | 4,523,619 | 3,667,923 | 9,504,030 | 1,266,872 | 2,387,498 | 1,717,311 | 221,848 | ... | ... | 4,277,831 |
| 1936 ... | 4,656,475 | 3,549,923 | 9,904,735 | 1,317,951 | 2,488,691 | 1,796,526 | 249,901 | ... | ... | 4,879,920 |
| 1937 ... | 5,017,941 | 3,735,650 | 9,361,571 | 1,323,686 | 2,616,584 | 1,308,227 | 272,366 | ... | ... | 5,081,225 |

(a) The Australian Bank of Commerce was amalgamated with the Bank of New South Wales on 28th December, 1931. The Primary Producers' Bank went into liquidation on 28th September, 1931.

(b).—SAVINGS BANKS.
No. 6.—Transactions of Savings Banks, 1928 to 1937.

| Year ended 30th June. | Deposits. | | Withdrawals. | | Excess of Deposits over Withdrawals. | Interest for the year. | Number of Accounts. | | Due to Depositors. | Average Deposits of each Account. | Estimated Population at end of year. | Percentage of Depositors to Population. | Average amount to credit per head of estimated population. |
|--|-----------------|------------------|--------------|---------------|--------------------------------------|------------------------|-------------------------|---------|--------------------|-----------------------------------|--------------------------------------|---|--|
| | No. of Offices. | Amount received. | Number. | Amount drawn. | | | Average amount of each. | Opened. | | | | | |
| 1928 ... | 318 | 7,975,142 | 562,612 | 7,491,095 | £ 484,047 | £ 243,808 | 17,184 | 188,963 | £ 7,606,116 | £ 40,260 | 407,905 | 46.33 | £ 118,887 |
| 1929 ... | 329 | 8,982,830 | 620,176 | 8,362,572 | £ 620,258 | £ 290,551 | 30,741 | 200,831 | £ 8,302,924 | £ 41,446 | 421,063 | 47.58 | £ 119,937 |
| 1930 ... | 345 | 8,541,414 | 682,634 | 7,868,770 | £ 672,640 | £ 317,056 | 28,002 | 209,602 | £ 8,394,692 | £ 40,051 | 429,112 | 48.85 | £ 119,781 |
| 1931 ... | 327 | 7,184,798 | 732,037 | 6,452,761 | £ 732,037 | £ 317,402 | 24,009 | 213,067 | £ 7,992,329 | £ 37,511 | 432,183 | 49.30 | £ 118,696 |
| 4 months ended 31st Oct., 1931d | 383 | 1,948,076 | 240,764 | 2,773,152 | £ 11,518 | £ 825,076 | 5,410 | 209,906 | £ 7,246,032 | £ 34,520 | 433,450 | 48.43 | £ 116,909 |
| A.—State Savings Bank. | | | | | | | | | | | | | |
| (Exclusive of transactions of Schools Penny Savings Bank Department, which are shown below.) | | | | | | | | | | | | | |
| 1928 ... | 695 | 390,328 | 15,848 | 38,189 | £ 2,410 | £ 3,259 | 7,247 | 4,248 | £ 89,820 | £ 1,782 | £ 52,901 | 198.03 | £ 1,698 |
| 1929 ... | 710 | 342,847 | 18,268 | 43,544 | £ 2,384 | £ 2,666 | 6,161 | 4,196 | £ 92,035 | £ 1,710 | £ 53,288 | 1101.01 | £ 1,727 |
| 1930 ... | 743 | 41,045 | 18,373 | 42,192 | £ 2,296 | £ 2,785 | 6,831 | 3,994 | £ 93,673 | £ 1,653 | £ 54,750 | 1103.49 | £ 1,711 |
| 1931 ... | 746 | 287,851 | 20,224 | 42,579 | £ 2,105 | £ 2,751 | 4,801 | 3,774 | £ 86,720 | £ 1,508 | £ 66,779 | 1101.60 | £ 1,527 |
| 4 months ended 31st Oct., 1931d | 726 | 96,728 | 6,239 | 13,983 | £ 2,241 | £ 4,047 | 1,188 | 1,436 | £ 83,345 | £ 1,481 | £ 67,748 | 199.48 | £ 1,443 |
| B.—Schools Penny Savings Bank Department. | | | | | | | | | | | | | |
| 1928 ... | 243 | 2,947,947 | 13,397 | 2,798,494 | £ 13,656 | £ 149,453 | 13,385 | 7,610 | £ 2,949,438 | £ 32,969 | 407,905 | 21.93 | £ 7,231 |
| 1929 ... | 248 | 3,209,745 | 13,887 | 3,063,634 | £ 146,111 | £ 90,999 | 23,479 | 17,050 | £ 3,214,231 | £ 33,520 | 421,063 | 22.77 | £ 7,634 |
| 1930 ... | 283 | 3,178,079 | 11,757 | 3,260,194 | £ 12,880 | £ 82,115 | 15,539 | 10,028 | £ 3,240,252 | £ 31,955 | 429,112 | 23.63 | £ 7,551 |
| 1931 ... | 280 | 2,451,280 | 10,702 | 2,383,004 | £ 2,973,161 | £ 107,556 | 11,229 | 11,724 | £ 2,788,373 | £ 27,633 | 432,183 | 23.35 | £ 6,452 |
| 1932 ... | 362 | 5,916,921 | 10,719 | 689,955 | £ 5,961,165 | £ 44,244 | 29,620 | 26,538 | £ 206,997 | £ 104,995 | 49,362 | 43.11 | £ 23,483 |
| 1933 ... | 331 | 742,254 | 10,033 | 77,476,833 | £ 8,967 | £ 800,130 | 34,856 | 47,258 | £ 10,064,464 | £ 51,353 | 438,562 | 44.23 | £ 22,934 |
| 1934 ... | 356 | 8,152,863 | 10,029 | 885,675 | £ 7,988,122 | £ 9,020 | 36,924 | 192,915 | £ 10,398,972 | £ 53,904 | 442,027 | 43.64 | £ 23,526 |
| 1935 ... | 384 | 8,987,577 | 10,564 | 908,642 | £ 8,501,441 | £ 9,356 | 42,560 | 37,864 | £ 10,929,010 | £ 55,506 | 445,692 | 44.34 | £ 24,521 |
| 1936 ... | 391 | 9,225,673 | 10,262 | 949,155 | £ 8,968,575 | £ 9,438 | 509,769 | 208,900 | £ 11,517,220 | £ 56,109 | 450,243 | 46.42 | £ 25,580 |
| 1937 ... | 411 | 9,716,932 | 9,880 | 9,425,588 | £ 9,485 | £ 213,857 | 39,648 | 217,247 | £ 11,833,794 | £ 54,476 | 454,231 | 47.83 | £ 26,055 |
| C.—Commonwealth Savings Bank in Western Australia. a | | | | | | | | | | | | | |
| 1928 ... | 220,042 | 2,947,947 | 13,397 | 2,798,494 | £ 13,656 | £ 149,453 | 13,385 | 7,610 | £ 2,949,438 | £ 32,969 | 407,905 | 21.93 | £ 7,231 |
| 1929 ... | 231,130 | 3,209,745 | 13,887 | 3,063,634 | £ 146,111 | £ 90,999 | 23,479 | 17,050 | £ 3,214,231 | £ 33,520 | 421,063 | 22.77 | £ 7,634 |
| 1930 ... | 283 | 3,178,079 | 11,757 | 3,260,194 | £ 12,880 | £ 82,115 | 15,539 | 10,028 | £ 3,240,252 | £ 31,955 | 429,112 | 23.63 | £ 7,551 |
| 1931 ... | 280 | 2,451,280 | 10,702 | 2,383,004 | £ 2,973,161 | £ 107,556 | 11,229 | 11,724 | £ 2,788,373 | £ 27,633 | 432,183 | 23.35 | £ 6,452 |
| 1932 ... | 362 | 5,916,921 | 10,719 | 689,955 | £ 5,961,165 | £ 44,244 | 29,620 | 26,538 | £ 206,997 | £ 104,995 | 49,362 | 43.11 | £ 23,483 |
| 1933 ... | 331 | 742,254 | 10,033 | 77,476,833 | £ 8,967 | £ 800,130 | 34,856 | 47,258 | £ 10,064,464 | £ 51,353 | 438,562 | 44.23 | £ 22,934 |
| 1934 ... | 356 | 8,152,863 | 10,029 | 885,675 | £ 7,988,122 | £ 9,020 | 36,924 | 192,915 | £ 10,398,972 | £ 53,904 | 442,027 | 43.64 | £ 23,526 |
| 1935 ... | 384 | 8,987,577 | 10,564 | 908,642 | £ 8,501,441 | £ 9,356 | 42,560 | 37,864 | £ 10,929,010 | £ 55,506 | 445,692 | 44.34 | £ 24,521 |
| 1936 ... | 391 | 9,225,673 | 10,262 | 949,155 | £ 8,968,575 | £ 9,438 | 509,769 | 208,900 | £ 11,517,220 | £ 56,109 | 450,243 | 46.42 | £ 25,580 |
| 1937 ... | 411 | 9,716,932 | 9,880 | 9,425,588 | £ 9,485 | £ 213,857 | 39,648 | 217,247 | £ 11,833,794 | £ 54,476 | 454,231 | 47.83 | £ 26,055 |

a Excess of withdrawals over deposits.
 b Depositors to school children on the roll.
 c Exclusive of Receiving Offices.
 d Savings Bank transactions shown below.
 e Percentage of school children on the roll.
 f Per head of school children on the roll.
 g Number of State school children on the roll.
 h Exclusive of transfers from and to other States of the Commonwealth.
 i Subsequently taken over by Commonwealth Bank and figures from 1st November are included with Commonwealth Savings Bank transactions shown below.

II.—LIFE ASSURANCE AND GENERAL INSURANCE.

(a) LIFE ASSURANCE.

No. 7.—Assets, Revenue, and Expenditure of the Life Assurance Companies operating in Western Australia for the latest Financial Year supplied.

| Name of Company. | Financial Year ended. | Class of Business. | Assets. | | Actual Revenue. | Actual Expenditure. |
|--|-----------------------|--------------------|-----------------------|-------------|-----------------|---------------------|
| | | | In Western Australia. | Elsewhere. | | |
| | | | Total | | | |
| Australasian Catholic Assurance Company, Ltd. | 30-6-36 | Ord. | £ 12,761 | £ 817,670 | £ 249,475 | £ 128,041 |
| Australian Mutual Provident Society | 31-12-36 | Ord. } Ind. } | 7,173,502 | 99,629,082 | 10,747,667 | 6,760,081 |
| Australian Provincial Assurance Association, Limited | 30-9-36 | Ord. | 91,543 | 3,208,836 | 2,678,507 | 1,738,435 |
| Australasian Temperance and General Mutual Life Assurance Society, Limited | 30-9-36 | Ord. } Ind. } | 1,969,310 | 23,438,500 | 3,624,401 | 3,067,434 |
| City Mutual Life Assurance Society, Limited | 31-12-36 | Ord. | 187,497 | 8,708,972 | 2,452,313 | 1,107,760 |
| Colonial Mutual Life Assurance Society, Limited | 31-12-36 | Ord. } Ind. } | 734,937 | 19,162,837 | 2,027,312 | 1,603,908 |
| Commonwealth Life (Amalgamated) Assurances, Ltd. | 30-9-36 | Ord. | 9,423 | 621,649 | 1,270,649 | 691,182 |
| Mutual Life and Citizens' Assurance Company, Limited | 31-12-36 | Ord. | 351,854 | 24,816,992 | 3,252,685 | 2,146,884 |
| National Mutual Life Association of Australasia, Limited | 30-9-36 | Ord. | 990,738 | 41,579,013 | 5,237,787 | 418,088 |
| Producers & Citizens' Co-operative Assurance Company of Australia, Limited | 31-8-36 | Ord. } Ind. } | 54,973 | 808,872 | 157,771 | 158,097 |
| Prudential Assurance Company, Ltd.* | 31-12-36 | Ord. | 110,894 | 118,738,581 | 70,438 | 23,655 |
| Southern Cross Assurance Company, Ltd. | 30-5-36 | Ord. | 26,704 | 978,125 | 19,839,945 | 15,759,774 |
| Western Australian Insurance Company, Limited† | 30-6-36 | Ord. | 64,130 | 558,512 | 186,595 | 142,717 |
| Yorkshire Insurance Company, Limited† | 31-12-36 | Ord. | | 15,847,796 | 29,840 | 17,439 |
| Total, Ordinary | ... | Ord. | 11,777,666 | 358,910,437 | 47,730,246 | 33,209,382 |
| Total, Industrial | ... | Ind. | ... | ... | 47,222,686 | 4,385,411 |

* Assets shown are in respect to Ordinary Life Assurance only. † Assets shown are in respect of all classes of assurance as well as Life. ‡ Exclusive of amounts for the Commonwealth Life (Amalgamated) Assurances, Ltd., which are not supplied separate from ordinary business.

No. 8.—Western Australian Life Assurance business (exclusive of Industrial) 1927 to 1936.

| Year. | No. of Companies. | New Policies (exclusive of Industrial) issued in Western Australia during the year. | | | | | | | | |
|----------|-------------------|---|--------------|-----------------------------|------------------|--------------|-----------------------------|------------------|--------------------|-----------------------------|
| | | Assurances. | | | Endowments. | | | Annuities. | | |
| | | No. of Policies. | Sum Assured. | Single and Annual Premiums. | No. of Policies. | Sum Assured. | Single and Annual Premiums. | No. of Policies. | Annuity per Annum. | Single and Annual Premiums. |
| 1927 ... | 15 | 5,850 | £ 2,509,168 | £ 80,187 | 1,520 | £ 237,912 | £ 10,511 | 3 | £ 177 | £ 1,300 |
| 1932 ... | 13 | 4,111 | 1,340,002 | 45,750 | 1,047 | 79,467 | 4,055 | 10 | 883 | 10,003 |
| 1933 ... | 14 | 4,935 | 1,625,922 | 55,101 | 1,193 | 97,061 | 4,718 | 17 | 2,248 | 11,386 |
| 1934 ... | 14 | 6,340 | 1,967,021 | 65,982 | 786 | 108,659 | 4,277 | 19 | 2,597 | 10,745 |
| 1935 ... | 14 | 8,372 | 2,565,984 | 87,596 | 802 | 109,741 | 7,436 | 19 | 6,798 | 17,352 |
| 1936 ... | 14 | 9,835 | 2,841,411 | 99,161 | 984 | 165,063 | 7,422 | 10 | 6,058 | 10,129 |

| Year. | Policies (exclusive of Industrial) existing in Western Australia at end of Financial Year. | | | | | | Net Increase of Western Australian Business (exclusive of Industrial) during the Year. | | | | | |
|----------|--|--------------|------------------|--------------|------------------|--------------------|--|--------------|------------------|--------------|------------------|--------------------|
| | Assurances. | | Endowments. | | Annuities. | | Assurances. | | Endowments. | | Annuities. | |
| | No. of Policies. | Sum Assured. | No. of Policies. | Sum Assured. | No. of Policies. | Annuity per Annum. | No. of Policies. | Sum Assured. | No. of Policies. | Sum Assured. | No. of Policies. | Annuity per Annum. |
| 1927 ... | 48,826 | £ 17,168,691 | 5,980 | £ 970,564 | 33 | £ 1,656 | 1,887 | £ 1,137,150 | 597 | £ 17,320 | ... | £ 90 |
| 1932 ... | 52,471 | 18,959,135 | 5,903 | 631,557 | 51 | 3,185 | *418 | *305,885 | *167 | *56,305 | 7 | 529 |
| 1933 ... | 53,427 | 19,112,774 | 6,088 | 610,811 | 68 | 5,327 | 956 | 153,639 | 185 | *20,746 | 17 | 2,136 |
| 1934 ... | 56,730 | 19,775,503 | 4,734 | 539,921 | 79 | 7,447 | 3,303 | 662,729 | *1354 | *70,890 | 11 | 4,265 |
| 1935 ... | 60,280 | 20,919,340 | 4,882 | 530,025 | 95 | 13,750 | 3,550 | 1,143,837 | 148 | *9,896 | 16 | 6,303 |
| 1936 ... | 64,420 | 22,215,857 | 5,105 | 587,897 | 107 | 19,651 | 4,140 | 1,296,517 | 223 | 57,872 | 12 | 5,901 |

* Decrease.

No. 9.—Western Australian Industrial Life Assurance business, 1927 to 1936.

| Year | No. of Companies. | New Industrial Policies issued in Western Australia during the year. | | | | | | |
|----------|-------------------|--|--------------|------------------|------------------|--------------|------------------|--|
| | | Assurances. | | | Endowments. | | | |
| | | No. of Policies. | Sum Assured. | Annual Premiums. | No. of Policies. | Sum Assured. | Annual Premiums. | |
| 1927 ... | 6 | 16,389 | £ 808,425 | £ 51,759 | 3,142 | £ 179,127 | £ 10,867 | |
| 1932 ... | 6 | 14,740 | 706,657 | 43,772 | 1,065 | 53,668 | 3,331 | |
| 1933 ... | 6 | 15,671 | 726,917 | 45,040 | 1,685 | 67,043 | 4,200 | |
| 1934 ... | 6 | 16,804 | 793,470 | 50,233 | 1,919 | 67,702 | 4,265 | |
| 1935 ... | 6 | 18,399 | 847,316 | 52,538 | 1,581 | 51,033 | 3,204 | |
| 1936 ... | 6 | 20,757 | 961,839 | 60,883 | 1,754 | 73,693 | 4,469 | |

| Year. | Industrial Policies existing in Western Australia at end of Financial Year. | | | | Net increase of Western Australian Industrial Business during the Year. | | | |
|----------|---|--------------|------------------|--------------|---|--------------|------------------|--------------|
| | Assurances. | | Endowments. | | Assurances. | | Endowments. | |
| | No. of Policies. | Sum Assured. | No. of Policies. | Sum Assured. | No. of Policies. | Sum Assured. | No. of Policies. | Sum Assured. |
| 1927 ... | 90,414 | £ 3,698,759 | 6,302 | £ 322,282 | 3,443 | £ 255,000 | 2,068 | £ 107,778 |
| 1932 ... | 90,986 | 4,056,983 | 4,884 | 235,629 | 2,252 | 114,434 | 113 | 1,559 |
| 1933 ... | 94,519 | 4,201,821 | 5,646 | 257,405 | 3,533 | 144,838 | 762 | 21,776 |
| 1934 ... | 98,747 | 4,424,962 | 6,273 | 272,104 | 4,228 | 223,141 | 627 | 14,699 |
| 1935 ... | 104,843 | 4,699,690 | 6,620 | 273,193 | 6,096 | 274,728 | 347 | 1,089 |
| 1936 ... | 112,536 | 5,051,212 | 7,103 | 292,860 | 7,693 | 351,822 | 483 | 19,667 |

No. 10.—New Western Australian business of each of the Life Assurance Companies operating in the State, during the latest Financial Year supplied. (a)

| Name of Company. | Class of Business. | Year in which Branch was established in Western Australia. | Assurances (Including Endowment Assurances). | | | Endowments. | | | Annuities. | | |
|--|--------------------|--|--|--------------|-----------------------------|------------------|--------------|-----------------------------|------------------|--------------------|-----------------------------|
| | | | No. of Policies. | Sum Assured. | Single and Annual Premiums. | No. of Policies. | Sum Assured. | Single and Annual Premiums. | No. of Policies. | Annuity per annum. | Single and Annual Premiums. |
| Australasian Catholic Assurance Coy., Ltd. | Ordinary | 1925 | 2,136 | £ 125,189 | £ 7,343 | £ 282 | £ 11,008 | £ 750 | 4 | £ 5,111 | £ 1,053 |
| Australian Mutual Provident Society | Ordinary | 1884 | 2,489 | 1,000,044 | 30,192 | 7 | 1,051 | 48 | | | |
| | Industrial | 1905 | 3,654 | 214,049 | 12,124 | | | | | | |
| Australian Provincial Assurance Association, Limited | Ordinary | 1918 | 403 | 62,665 | 2,402 | 19 | 1,850 | 101 | | | 705 |
| Australasian Temperance and General Mutual Life Assurance Society, Limited | Ordinary | 1904 | 1,415 | 329,802 | 12,798 | 364 | 99,108 | 4,177 | 1 | 172 | |
| City Mutual Life Assurance Society, Limited | Industrial | 1904 | 6,329 | 298,338 | 21,529 | 807 | 51,864 | 3,045 | | | 5,000 |
| Colonial Mutual Life Assurance Society, Limited | Ordinary | 1914 | 314 | 127,597 | 5,573 | 11 | 2,535 | 132 | 1 | 433 | 2,422 |
| | Ordinary | 1874 | 863 | 447,107 | 16,324 | 10 | 2,017 | 169 | 2 | | |
| Commonwealth Life (Amalgamated) Assurances, Limited | Industrial | 1909 | 5,433 | 222,026 | 13,054 | | | | | | |
| | Ordinary | † | 75 | 10,975 | 421 | | | | | | |
| | Industrial | † | 1,003 | 40,556 | 2,438 | 21 | 1,510 | 72 | | | |
| Mutual Life and Citizens' Assurance Company, Limited | Ordinary | * | 483 | 144,653 | 5,203 | 943 | 21,529 | 1,408 | | | |
| | Industrial | * | 3,985 | 171,437 | 10,691 | 8 | 1,100 | 69 | | | |
| National Mutual Life Association of Australasia, Limited | Ordinary | 1888 | 180 | 336,681 | 10,130 | | 6,950 | 521 | | | |
| Producers and Citizens' Co-operative Assurance Company of Australia, Limited | Ordinary | 1921 | 180 | 45,900 | 1,331 | | | | | | |
| Prudential Assurance Coy., Ltd. | Industrial | 1922 | 353 | 15,433 | 1,047 | | | | | | |
| Southern Cross Assurance Company, Limited | Ordinary | 1932 | 438 | 202,398 | 7,239 | 4 | 300 | 16 | | | 949 |
| Western Australian Insurance Company, Limited | Ordinary | 1921 | 55 | 8,400 | 210 | 208 | 37,700 | 1,372 | 2 | 138 | |
| Yorkshire Insurance Company, Limited | Ordinary | 1916 | | | | | | | | | |
| Total, Ordinary | ... | ... | 9,835 | 2,841,411 | 99,161 | 984 | 168,063 | 7,492 | 10 | 6,068 | 10,129 |
| Total, Industrial | ... | ... | 20,757 | 961,839 | 60,883 | 1,754 | 79,693 | 4,469 | | | |

* "The Citizens Life Assurance Company, Limited" and "Mutual Life Association of Australasia" were amalgamated on 1st January, 1908. The former was established in Western Australia in 1890 and the latter in 1896.

† The Citizens and Graziers' Life Assurance Co., Ltd., was amalgamated with the Commonwealth Life Assurance Society, Ltd., on 1st October, 1924. The former was established in Western Australia in 1923 and the latter in 1924.

(a) For financial year in respect to which each company's returns refer see Table No. 7, page 15.

No. 11.—Existing Western Australian Business of each of the Life Assurance Companies operating in the State at close of the latest Financial Year supplied. *

| Name of Company. | Class of Business. | Assurances (including Endowment Assurances). | | | | | | Net Increase of Western Australian Business during year. | | | | | | | | |
|--|--------------------------|--|--------------|------------------|--------------|------------------|-----------------|--|--------------|------------------|--------------|------------------|--------------|------------------|-----------------|--|
| | | Endowments. | | | Annuities. | | | Assurances. | | | Endowments. | | | Annuities. | | |
| | | No. of Policies. | Sum Assured. | No. of Policies. | Sum Assured. | No. of Policies. | Ann. per Annum. | No. of Policies. | Sum Assured. | No. of Policies. | Sum Assured. | No. of Policies. | Sum Assured. | No. of Policies. | Ann. per annum. | |
| Australasian Catholic Assurance Company, Ltd. | Ordinary | 3,329 | £ 202,480 | 2,081 | £ 73,076 | ... | ... | 68 | £ 64,383 | 32 | £ 2,249 | ... | ... | ... | ... | |
| Australasian Mutual Provident Society | { Ordinary Industrial | 29,382 | 12,709,223 | 75 | 11,151 | ... | ... | 829 | 338,853 | 78 | 43,149 | ... | ... | ... | 5,163 | |
| Australian Provincial Assurance Association, Limited | Ordinary | 1,572 | 397,941 | 266 | 36,697 | ... | ... | 200 | 14,652 | 439 | 43,848 | ... | ... | ... | ... | |
| Australasian Temperance and General Mutual Life Assurance Society, Limited | { Ordinary Industrial | 9,249 | 2,094,437 | 1,592 | 279,478 | ... | ... | 451 | 103,718 | 91 | 51,669 | ... | ... | ... | †3 | |
| City Mutual Life Assurance Society, Ltd. | Ordinary | 34,498 | 1,517,938 | 3,792 | 186,923 | ... | ... | 1,399 | 72,841 | 396 | 22,278 | ... | ... | ... | ... | |
| Colonial Mutual Life Assurance Society, Limited | { Ordinary Industrial | 2,090 | 840,192 | 48 | 9,605 | ... | ... | 225 | 89,587 | 7 | 1,500 | ... | ... | ... | 401 | |
| Commonwealth Life (Amalgamated) Assurance, Ltd. | Ordinary | 3,993 | 1,363,068 | 95 | 17,315 | ... | ... | 1,489 | 310,152 | 3 | 717 | ... | ... | ... | 292 | |
| Mutual Life and Citizens' Assurance Company, Limited | { Ordinary Industrial | 24,609 | 969,914 | ... | 10,353 | ... | ... | 2,633 | 105,103 | ... | 1,414 | ... | ... | ... | ... | |
| National Mutual Life Association of Australasia, Limited | Ordinary | 607 | 124,216 | 111 | 2,644 | ... | ... | 110 | 47,407 | 19 | 1,414 | ... | ... | ... | ... | |
| Producers' and Citizens' Co-operative Assurance Company of Australia, Ltd. | { Ordinary Industrial | 3,164 | 126,107 | 2,644 | 69,922 | ... | ... | 356 | 13,781 | 257 | 6,302 | ... | ... | ... | ... | |
| Prudential Assurance Coy., Ltd. | Ordinary | 3,705 | 924,679 | 17 | 2,228 | ... | ... | 155 | 72,967 | 6 | 300 | ... | ... | ... | ... | |
| Southern Cross Assurance Company, Ltd. | Ordinary | 18,610 | 682,626 | 2 | 100 | ... | ... | 1,740 | 22,653 | ... | ... | ... | ... | ... | ... | |
| Western Australian Insurance Company, Limited | Ordinary | 7,622 | 2,512,357 | 232 | 34,767 | ... | ... | 360 | 165,084 | 34 | 605 | ... | ... | ... | ... | |
| Yorkshire Insurance Company, Ltd. | Ordinary | 1,210 | 408,652 | 7 | 600 | ... | ... | 84 | 7,925 | ... | ... | ... | ... | ... | ... | |
| | { Ordinary Industrial | 1,547 | 74,279 | 665 | 35,915 | ... | ... | 183 | 7,425 | 1,170 | 48,913 | ... | ... | ... | ... | |
| | Ordinary | 1,245 | 533,604 | 6 | 1,725 | ... | ... | 371 | 171,863 | 2 | 225 | ... | ... | ... | 188 | |
| | Ordinary | 378 | 99,385 | 556 | 107,627 | ... | ... | 479 | 434,910 | 78 | 7,740 | ... | ... | ... | ... | |
| | Ordinary | ... | 4,114 | 19 | 3,275 | ... | ... | †2 | 4150 | †2 | 41,100 | ... | ... | ... | ... | |
| | Ordinary | 4 | 1,500 | ... | ... | ... | ... | †1 | 4200 | ... | ... | ... | ... | ... | ... | |
| Total Ordinary | ... | 64,420 | 23,215,857 | 5,105 | 587,897 | ... | ... | 4,140 | 1,296,517 | 223 | 57,872 | ... | ... | ... | 5,901 | |
| Total Industrial | ... | 112,536 | 5,051,212 | 7,103 | 292,860 | ... | ... | 7,693 | 351,822 | 483 | 19,667 | ... | ... | ... | ... | |

* See note (a) to previous table. † Decrease.

No. 12.—Total Business existing at end of latest Financial Year supplied, of each of the Life Assurance Companies operating in Western Australia. (a)

| Name of Company. | Ordinary. | | | | Industrial. | | | |
|---|---------------------|--------------|--------------------|------------------|---------------------|--------------|--------------------|------------------|
| | Number of Policies. | Sum Assured. | Annuity per Annum. | Annual Premiums. | Number of Policies. | Sum Assured. | Annuity per Annum. | Annual Premiums. |
| | | £ | £ | £ | | £ | £ | £ |
| Australasian Catholic Assurance Co., Ltd. ... | 85,401 | 3,657,052 | | 230,252 | | | | |
| Australian Mutual Provident Society ... | 529,700 | 218,491,391 | 213,047 | 6,500,441 | 710,260 | 40,452,501 | | 2,089,433 |
| Australian Provincial Assurance Association, Ltd. ... | 28,515 | 6,050,658 | 5 | 229,049 | | | | |
| Australasian Temperance and General Mutual Life Assurance Society, Ltd. ... | 180,581 | 41,895,149 | 32,368 | 1,636,197 | 755,018 | 30,786,480 | | 2,166,549 |
| City Mutual Life Insurance Society, Ltd. ... | 63,923 | 21,955,545 | 23,371 | 775,400 | | | | |
| Colonial Mutual Life Assurance Society, Ltd. ... | 126,067 | 60,208,249 | 21,019 | 2,386,043 | 295,189 | 11,659,342 | 22 | 679,813 |
| Commonwealth Life (Amalgamated) Assurances, Ltd. ... | 4,501 | 734,051 | | 29,099 | 31,574 | 1,070,155 | | 70,801 |
| Mutual Life and Citizens' Assurance Company, Ltd. ... | 135,396 | 45,025,875 | 9,955 | 1,514,985 | 438,182 | 15,976,738 | 36 | 850,603 |
| National Mutual Life Association of Australasia, Ltd. ... | 250,219 | 99,605,823 | 77,929 | 3,522,315 | | | | |
| Producers' & Citizens' Co-operative Assurance Co. of Australia, Ltd. ... | 13,015 | 4,576,583 | | 135,972 | 10,438 | 483,357 | | 27,172 |
| Prudential Assurance Company, Ltd. * ... | 13,097 | 5,801,105 | 35,952 | 206,639 | | | | |
| Southern Cross Assurance Co., Ltd. ... | 17,492 | 4,106,303 | 320 | 165,313 | | | | |
| Western Australian Insurance Company, Ltd. † ... | 53 | 7,389 | | 281 | | | | |
| Yorkshire Insurance Company, Ltd. ... | 39,721 | 22,937,449 | 282,418 | 785,878 | | | | |
| Total ... | 1,487,681 | 535,052,622 | 696,384 | 18,207,864 | 2,240,661 | 100,428,573 | 58 | 5,884,371 |

* Australian business only.

† Western Australian business only.

(a) For financial year in respect to which each company's returns refer see Table No. 7, page 15.

(b) GENERAL INSURANCE.

No. 13.—Western Australian Business of General Insurance Companies† operating in the State, for the year ended 30th June, 1937.

| Nature of Insurance. | Revenue in Western Australia.* | | Expenditure in Western Australia. | | | |
|--|--------------------------------|-----------------------------------|-----------------------------------|---------------------------------|---------------------|--------------------|
| | Premiums. | Claims paid in Western Australia. | Claims. | Commission and Agents' Charges. | Other Expenses. (a) | Total Expenditure. |
| | £ | No. | £ | £ | £ | £ |
| Fire ... | 382,293 | 2,059 | 92,312 | 63,324 | 128,600 | 284,236 |
| Employers' Liability and Workers' Compensation ... | 183,081 | 11,570 | 150,450 | 14,561 | 44,489 | 209,500 |
| Motor Car, etc. ... | 179,403 | 8,314 | 138,553 | 24,233 | 40,532 | 203,318 |
| Hallstone ... | 55,929 | 1,202 | 37,387 | 9,015 | 14,832 | 61,234 |
| Marine ... | 39,806 | 719 | 16,605 | 4,893 | 9,738 | 31,236 |
| Accident (Personal and other) ... | 45,959 | 1,612 | 21,018 | 10,981 | 9,617 | 41,616 |
| Guarantee ... | 5,749 | 16 | 2,300 | 788 | 1,546 | 4,634 |
| Plate Glass ... | 6,973 | 309 | 1,905 | 1,278 | 1,891 | 5,074 |
| Burglary ... | 7,368 | 90 | 2,247 | 726 | 2,171 | 5,144 |
| Public Risk (Third Party) ... | 6,455 | 143 | 821 | 1,007 | 1,614 | 3,442 |
| Loss of Profits ... | 4,046 | 1 | 5,000 | 449 | 1,039 | 6,488 |
| Motor Cycles ... | 5,376 | 292 | 2,350 | 932 | 1,300 | 4,582 |
| Live Stock ... | 2,782 | 44 | 2,246 | 501 | 735 | 3,482 |
| Householders Comprehensive ... | 2,359 | 52 | 425 | 382 | 660 | 1,467 |
| Other ... | 6,877 | 246 | 2,206 | 528 | 1,825 | 4,559 |
| Total ... | 934,456 | 26,669 | 475,825 | 133,598 | 260,589 | 870,012 |

* Exclusive of Interest, Rent, etc., amounting to £22,475.

† Excludes the business of the State Insurance Office in respect to which see Table No. 16, page 21.

(a) Includes Taxation, £28,413, and Fire Brigade Contributions, £21,433.

No. 14.—Western Australian Business of General Insurance Companies, † Years ended, 30th June, 1933 to 1937.

| Nature of Insurance. | Year ended 30th June. | Revenue from Premiums. | Expenditure. | | | Year ended 30th June. | Nature of Insurance. | Revenue from Premiums. | Expenditure. | | | Total. |
|---|-----------------------|------------------------|--------------|---------------------------------|---------------------|-----------------------|----------------------|------------------------|--------------|---------------------------------|---------------------|---------|
| | | | Claims. | Commission and agents' charges. | Other Expenses. (e) | | | | Claims. | Commission and agents' charges. | Other Expenses. (e) | |
| Fire | 1933 | 397,489 | 119,292 | 65,957 | 125,255 | 1933 | Live Stock | 1,337 | 285 | 193 | £ 302 | £ 870 |
| | 1934 | 355,534 | 61,525 | 123,014 | 214,540 | 1934 | ... | 2,317 | 1,164 | 376 | 895 | 2,225 |
| | 1935 | 362,851 | 61,597 | 122,487 | 227,767 | 1935 | ... | 2,785 | 1,680 | 446 | 831 | 2,997 |
| | 1936 | 363,828 | 55,021 | 128,054 | 241,619 | 1936 | ... | 2,587 | 1,890 | 412 | 864 | 2,485 |
| 1937 | 382,293 | 92,312 | 128,600 | 284,286 | 1937 | ... | 2,782 | 2,246 | 501 | 735 | 3,482 | |
| Employers' Liability and Workers Compensation | 1933 | 139,224 | 106,383 | 40,595 | 155,719 | 1933 | Plate Glass | 6,119 | 1,605 | 1,202 | 1,920 | 4,727 |
| | 1934 | 116,503 | 116,503 | 33,631 | 149,625 | 1934 | ... | 6,235 | 1,656 | 1,183 | 1,954 | 4,793 |
| | 1935 | 149,251 | 136,564 | 42,978 | 193,738 | 1935 | ... | 6,377 | 1,628 | 1,220 | 1,969 | 4,817 |
| | 1936 | 135,251 | 133,854 | 14,225 | 188,913 | 1936 | ... | 6,758 | 1,791 | 1,260 | 1,872 | 4,923 |
| 1937 | 183,081 | 150,450 | 44,499 | 208,500 | 1937 | ... | 6,973 | 1,905 | 1,278 | 1,891 | 5,074 | |
| Marine | 1933 | 31,772 | 2,043 | 8,084 | 13,761 | 1933 | Guarantee | 6,870 | 2,787 | 991 | 2,140 | 5,918 |
| | 1934 | 33,717 | 8,090 | 8,710 | 21,644 | 1934 | ... | 7,076 | 375 | 322 | 2,021 | 3,318 |
| | 1935 | 34,374 | Cr. 1,091 | 8,391 | 18,709 | 1935 | ... | 6,828 | 784 | 956 | 1,992 | 3,732 |
| | 1936 | 38,214 | 5,337 | 9,082 | 18,449 | 1936 | ... | 5,756 | 495 | 788 | 1,621 | 2,904 |
| 1937 | 39,806 | 16,605 | 9,738 | 31,236 | 1937 | ... | 5,749 | 2,300 | 788 | 1,546 | 4,634 | |
| Motor Car, etc. | 1933 | 99,624 | 49,074 | 10,990 | 86,302 | 1933 | Loss of Profits | 3,114 | 94 | 349 | 886 | 1,279 |
| | 1934 | 102,532 | 11,463 | 26,628 | 91,157 | 1934 | ... | 2,494 | ... | 261 | 835 | 1,096 |
| | 1935 | 125,965 | 31,093 | 121,570 | 103,681 | 1935 | ... | 2,876 | ... | 221 | 815 | 1,036 |
| | 1936 | 190,177 | 104,287 | 29,928 | 163,681 | 1936 | ... | 4,380 | ... | 430 | 1,138 | 1,568 |
| 1937 | 179,403 | 138,553 | 40,532 | 203,318 | 1937 | ... | 4,046 | 5,000 | 449 | 1,089 | 6,488 | |
| Hallstone | 1933 | 55,298 | 8,871 | 14,317 | 51,700 | 1933 | Burglary | 5,304 | 963 | 536 | 1,551 | 3,049 |
| | 1934 | 48,688 | 26,997 | 6,383 | 46,388 | 1934 | ... | 6,495 | 832 | 603 | 1,605 | 3,000 |
| | 1935 | 43,271 | 4,442 | 13,357 | 36,207 | 1935 | ... | 6,088 | 2,603 | 609 | 1,777 | 5,079 |
| | 1936 | 42,670 | 25,735 | 6,672 | 12,127 | 1936 | ... | 7,081 | 628 | 726 | 2,083 | 3,395 |
| 1937 | 56,929 | 37,387 | 14,832 | 61,284 | 1937 | ... | 7,368 | 2,247 | 726 | 2,171 | 5,144 | |
| Accident (personal and general) | 1933 | 25,370 | 10,978 | 6,089 | 23,017 | 1933 | Other | 6,293 | 1,248 | 656 | 2,197 | 4,101 |
| | 1934 | 28,216 | 12,501 | 6,808 | 26,172 | 1934 | ... | 6,500 | 4,426 | 911 | 1,942 | 7,279 |
| | 1935 | 30,297 | 16,486 | 7,201 | 30,781 | 1935 | ... | 8,825 | 2,476 | 1,186 | 3,539 | 7,501 |
| | 1936 | 35,066 | 15,061 | 7,732 | 31,877 | 1936 | ... | 11,920 | 3,440 | 1,658 | 3,378 | 8,476 |
| 1937 | 45,959 | 21,018 | 9,617 | 41,616 | 1937 | ... | 14,612 | 4,981 | 1,842 | 3,785 | 10,608 | |
| Public Risk, Third Party | 1933 | 5,940 | 249 | 828 | 2,704 | 1933 | TOTALS | 783,274 | 317,872 | 114,547 | 281,301 | 663,720 |
| | 1934 | 5,351 | 1,716 | 1,784 | 4,227 | 1934 | ... | 743,609 | 288,851 | 108,198 | 227,914 | 624,963 |
| | 1935 | 5,479 | 539 | 1,693 | 3,056 | 1935 | ... | 785,947 | 306,651 | 112,965 | 238,153 | 657,669 |
| | 1936 | 6,307 | 259 | 1,089 | 1,678 | 1936 | ... | 841,831 | 334,313 | 124,600 | 246,751 | 705,664 |
| 1937 | 6,455 | 821 | 1,614 | 3,442 | 1937 | ... | 984,456 | 475,825 | 133,598 | 260,589 | 870,012 | |

* Excludes "Interest, etc." for the year—1932-33, £25,205; 1933-34, £25,098; 1934-35, £26,131; 1935-36, £24,310, and 1936-37, £22,475. NOTE.—Claims paid during the years 1933 to 1937, numbered respectively, 15,803; 17,726; 18,715; 22,435, and 26,069.
 † In previous issues the business of the State Insurance Office was incorporated with the figures shown for Companies. In this issue figures relating to the State Office have been deleted and shown separately in Table 16, page 21.
 (e) Includes Taxation and Fire Brigade Contributions which for the year ended June, 1937, amounted to £28,413 and £21,433 respectively.

No. 15.—GENERAL INSURANCE COMPANIES.

Ratio of Claims Paid to Premium Income in respect to each class of insurance, during the under-mentioned years.

| Class of Insurance. | Year ended 30th June. | | | | |
|--|-----------------------|-------|-------|-------|--------|
| | 1933. | 1934. | 1935. | 1936. | 1937. |
| Fire | 30·01 | 17·30 | 16·98 | 16·12 | 24·15 |
| Employers' Liability and Workers' Compensation | 72·10 | 81·68 | 91·50 | 85·67 | 82·18 |
| Marine | 6·43 | 23·99 | | 13·97 | 41·71 |
| Motor Car, etc. | 49·26 | 51·76 | 58·77 | 65·11 | 77·23 |
| Hallstone | 52·21 | 59·51 | 21·43 | 29·93 | 66·85 |
| Accident (Personal and General) | 42·93 | 44·15 | 54·41 | 41·88 | 45·73 |
| Public Risk, Third-party | 4·75 | 32·07 | 9·84 | 4·11 | 12·72 |
| Live Stock | 21·00 | 49·60 | 60·76 | 53·61 | 80·73 |
| Plate Glass | 26·23 | 26·56 | 25·53 | 26·50 | 27·32 |
| Guarantee | 40·57 | 5·30 | 11·48 | 8·60 | 40·01 |
| Loss of Profits | 3·02 | | | | 123·58 |
| Burglary | 18·16 | 15·14 | 44·23 | 8·87 | 30·50 |
| Other | 19·83 | 68·00 | 28·06 | 28·86 | 34·09 |
| Total | 40·58 | 38·84 | 39·02 | 39·71 | 50·92 |

No. 16.—STATE INSURANCE OFFICE.*

Employers' Liability and Workers' Compensation.

Business transacted during each of the undermentioned years.

| Year ended 30th June. | Revenue from Premiums. | Number of Claims. | Expenditure. | | | Ratio of Claims Paid to Premium Income. |
|-----------------------|------------------------|-------------------|--------------|-----------------|---------|---|
| | | | Claims. | Other Expenses. | Total. | |
| 1933 | £ 109,944 | 2,764 | £ 79,945 | 2,666 | 82,611 | 72·71 |
| 1934 | 129,347 | 3,995 | 111,595 | 2,449 | 114,044 | 86·23 |
| 1935 | 178,662 | 4,946 | 148,158 | 3,023 | 151,181 | 82·93 |
| 1936 | 245,948 | 6,700 | 173,022 | 3,799 | 176,821 | 70·35 |
| 1937 | 270,690 | 8,047 | 206,987 | 4,091 | 211,078 | 76·47 |

* Excludes insurance effected on behalf of Government Departments. Only Employers' Liability and Workers' Compensation insurance is transacted on behalf of the general public.

III.—FRIENDLY, BUILDING, AND CO-OPERATIVE AND PROVIDENT SOCIETIES.

No. 17.—Friendly Societies, year ended 30th June, 1937.

| | Friendly Societies. | Specially Authorised Societies. |
|---|---------------------|---------------------------------|
| | No. | No. |
| Registered Societies | 14 | 21 |
| Branches | 352 | |
| Benefit Members at beginning of period | 24,203 | |
| Benefit Members admitted during period | 4,046 | |
| Benefit Members during year—Deaths of | 221 | |
| Benefit Members left otherwise during period | 2,585 | |
| Benefit Members at end of period | 25,443 | |
| Average Benefit Members during period | 24,823 | |
| Honorary Members at end of period | 3,056 | |
| Members who received sick pay during period | 5,730 | |
| Weeks for which sick pay was allowed | 54,696 | |
| <i>Revenue for Period</i> (excluding inter-fund transfers)— | £ | £ |
| Fees | 365 | |
| Contributions | 89,938 | 17,361 |
| Levies, General | 1,580 | |
| Levies, Special Death Benefit | 5,664 | |
| Interest and Rent | 27,941 | |
| All other Income | 16,081 | 8,691 |
| Total | 141,569 | 26,052 |
| <i>Expenditure for Period</i> (excluding inter-fund transfers)— | | |
| Sick Pay | 32,186 | |
| Medical Attendance and Medicine | 36,741 | 16,333 |
| Death Benefits on death of Members and Wives | 6,124 | |
| Special Death Benefits | 4,804 | |
| Administration | 23,285 | |
| All other | 16,434 | 10,284 |
| Total | 119,524 | 26,617 |
| <i>Funds at end of Period</i> :— | | |
| Assets Invested | 630,217 | 26,311 |
| Assets Uninvested | 15,158 | 4,144 |
| Total Assets | 645,375 | 30,455 |
| Less Outstanding Debts | 53,203 | 1,318 |
| Balance of Funds... | 592,172 | 29,137 |

No. 18.—Building, and Co-operative and Provident Societies, year ended 30th June, 1937.

| Particulars. | Building Societies. | *Co-operative and Provident Societies. |
|--|---------------------|--|
| | No. | No. |
| Societies | 12 | 69 |
| Branches | | 52 |
| Members or Shareholders | 27,880 | 20,459 |
| Borrowers | 3,889 | |
| | £ | £ |
| Total Sales | | 1,911,771 |
| Other Income | | 288,488 |
| Total Income | | 2,200,259 |
| Total Purchases (Goods) | | 1,657,404 |
| Rebates on Purchases and Bonuses to Members | | 24,400 |
| Dividends on Share Capital | | 7,868 |
| Working Expenses | 14,628 | 489,245 |
| Subscriptions and Deposits received | 326,081 | |
| Repayments (including interest) | 276,125 | |
| Loans granted | 291,155 | |
| <i>Liabilities</i> — | | |
| Paid up Capital or Subscriptions | 1,161,685 | 465,129 |
| Loan Capital | | 165,970 |
| Bank Overdraft | 11,750 | 354,175 |
| Accumulated Profits | 50,734 | 31,073 |
| Reserve Funds | 12,000 | 129,136 |
| Sundry Creditors | | 330,807 |
| Deposits | 79,713 | |
| Other Liabilities | 2,034 | 93,371 |
| Total | 1,317,916 | 1,569,661 |
| <i>Assets</i> — | | |
| Mortgages | 1,233,722 | |
| Land and House Property | 36,985 | 244,579 |
| Machinery, Plant and other Fixed Assets | | 115,121 |
| Stock in Trade | | 332,977 |
| Accumulated Losses | | 61,235 |
| Sundry Debtors | | 651,043 |
| Cash in hand or on Deposit | 26,668 | 25,474 |
| Other Assets | 20,541 | 139,232 |
| Total | 1,317,916 | 1,569,661 |

* Seven of these organisations are registered under the Co-operative and Provident Societies Act, 1903, the remaining 62 under the Companies Act, 1893. The term "Societies" embraces both Societies and Companies.

No. 19.—Friendly Societies, Years ended 30th June, 1933 to 1937.

| Year. | Registered Societies. | Branches. | Benefit members at end of year. | Honorary Members at end of year. | Members who received sick pay during year. | Weeks for which sick pay was allowed. | Revenue. | Expenditure. | Funds at end of year. |
|---------|-----------------------|-----------|---------------------------------|----------------------------------|--|---------------------------------------|----------|--------------|-----------------------|
| | No. | No. | No. | No. | No. | No. | £ | £ | £ |
| 1932-33 | 15 | 347 | 22,238 | 2,892 | 4,641 | 47,913 | 110,679 | 97,258 | 508,420 |
| 1933-34 | 14 | 341 | 22,744 | 2,775 | 5,281 | 49,931 | 111,952 | 99,035 | 521,337 |
| 1934-35 | 14 | 342 | 23,377 | 2,922 | 5,713 | 51,100 | 116,797 | 100,634 | 537,500 |
| 1935-36 | 14 | 340 | 24,203 | 3,020 | 5,532 | 51,490 | 134,272 | 101,644 | 570,122 |
| 1936-37 | 14 | 352 | 25,443 | 3,056 | 5,730 | 54,696 | 141,569 | 119,524 | 592,178 |

* Excludes inter-fund transfers.

No. 20.—Building Societies, Years ended 30th June, 1933 to 1937.

| Year. | Societies. | Members at end of year. | Borrowers. | Working Expenses. | Subscriptions and Deposits Received. | Loans Granted. | Repayments (including interest). | Assets. |
|---------|------------|-------------------------|------------|-------------------|--------------------------------------|----------------|----------------------------------|-----------|
| | No. | No. | No. | £ | £ | £ | £ | £ |
| 1932-33 | 12 | 16,574 | 3,281 | 13,082 | 198,322 | 171,800 | 216,905 | 1,105,373 |
| 1933-34 | 11 | 18,793 | 3,505 | 13,896 | 273,984 | 230,415 | 227,959 | 1,154,444 |
| 1934-35 | 12 | 21,095 | 3,550 | 14,235 | 255,024 | 252,187 | 270,293 | 1,178,034 |
| 1935-36 | 12 | 23,794 | 3,775 | 13,987 | 314,207 | 261,575 | 262,735 | 1,226,321 |
| 1936-37 | 12 | 27,880 | 3,889 | 14,628 | 326,081 | 291,155 | 276,125 | 1,317,916 |

No. 21.—Co-operative and Provident Societies,* Years ended 30th June, 1933 to 1937.

| Year. | Societies.* | Branches. | Members at end of year (Shareholders). | Total Income. | Working Expenses. | Total Purchases (Goods). | Rebates on Purchases and Bonuses to Members. | Dividends on Share Capital. | Total Assets.† |
|---------|-------------|-----------|--|---------------|-------------------|--------------------------|--|-----------------------------|----------------|
| | No. | No. | No. | £ | £ | £ | £ | £ | £ |
| 1932-33 | 62 | 62 | 19,314 | 1,889,369 | 479,287 | 1,375,289 | 19,332 | 6,349 | 1,604,738 |
| 1933-34 | 59 | 54 | 19,805 | 1,843,490 | 408,150 | 1,354,977 | 21,847 | 6,980 | 1,536,067 |
| 1934-35 | 58 | 53 | 19,565 | 1,896,367 | 426,124 | 1,351,065 | 36,354 | 8,286 | 1,499,968 |
| 1935-36 | 65 | 51 | 20,028 | 2,057,810 | 466,252 | 1,507,658 | 26,781 | 8,222 | 1,485,886 |
| 1936-37 | 69 | 52 | 20,459 | 2,200,259 | 489,245 | 1,657,404 | 24,400 | 7,868 | 1,569,661 |


* The term "Societies" embraces both Societies registered under the Co-operative and Provident Societies Act, 1903, and Companies registered under the Companies Act, 1893. See also footnote * to Table 18. † Includes "accumulated losses"—See Table No. 18.

IV.—INDUSTRIAL AND TRADE UNIONS.

No. 22.—Industrial and Trade Unions and Industrial Associations of Workers.

| Particulars. | 1901-1935. | | 1936. | | Remain- ing on Register, 31-12-36. | Members, including Officers, 31st Dec. | | | Total Income during 1936. | Total Expen- diture during 1936. |
|--|------------------|-----------------|------------------|-----------------|---|---|--------|--------|------------------------------------|--|
| | Regis- tered. | Can- celled. | Regis- tered. | Can- celled. | | 1934. | 1935. | 1936. | | |
| | | | | | | | | | | |
| Industrial Union of Workers ... | 424 | 292 | 4 | 2 | 134 | 41,231 | 42,222 | 40,217 | 82,037 | 92,369 |
| Industrial Union of Employers ... | 123 | 91 | ... | ... | 32 | 851 | 851 | 869 | 4,253 | 4,136 |
| Industrial Associations of Workers (Trades and Labour Councils In- cluded) ... | 16 | 11 | ... | ... | 5 | ... | ... | ... | 4,345 | 3,963 |
| Total Industrial Unions, etc., regis- tered under the I.A. Act ... | 563 | 394 | 4 | 2 | 171 | 42,082 | 43,073 | 41,086 | 90,635 | 100,468 |
| Trade Unions registered under Trade Unions Act, but not under Industrial Arbitration Act ... | 37 | 33 | ... | ... | 4 | 1,475 | 1,516 | 1,526 | 2,611 | 2,533 |
| Grand Total ... | 600 | 427 | 4 | 2 | 175 | 43,557 | 44,589 | 42,612 | 93,246 | 103,001 |

Government Statistician's Office,
Perth, 15th January, 1938.S. BENNETT,
Government Statistician.



1938.

—
WESTERN AUSTRALIA.

Statistical Register

for the Year
1936-37
and Previous Years.

Compiled from Official Returns.

S. BENNETT, F.I.A.,

Government Statistician.

PART IV.
Interchange.
1936-37.

PERTH :

BY AUTHORITY: FRED. WM. SIMPSON, GOVERNMENT PRINTER.

—
1938.

CONTENTS.

| No. | I.—TRADE AND CUSTOMS. | Page |
|--|---|---------|
| | Trade Interstate and Oversea—Report for Year 1936-37 | 3-4 |
| 1. | Imports and Exports, 1936-37, value of, according to Country of Origin or Destination | 5-6 |
| 2. | Imports and Exports, 1927-28 to 1936-37, and value per head | 7 |
| 3. | Imports and Exports from and to each Country, 1927-28 to 1936-37 | 8-11 |
| 4. | Value of Imports and Exports at the several Ports for the year ended 30th June, 1937, and Totals for each of the previous nine years | 12 |
| 5. | General Imports, detailed, during the year ended 30th June, 1937 | 13-100 |
| 6. | General Exports, detailed, during the year ended 30th June, 1937 | 101-128 |
| 7. | Exports, being Ships' Stores, during the year ended 30th June, 1937 | 128 |
| 8. | Value of the Principal Products of Western Australian Origin Exported 1927-28 to 1936-37 | 129 |
| 9. | Summary of Western Australian Trade 1936-37 | 130 |
| 10. | Customs and Excise Collections under each Tariff Division, 1936-37 | 130 |
| 11. | Customs and Excise Collections at each Station, 1936-37 | 131 |
| 12. | Customs and Excise Collections, 1927-28 to 1936-37 | 131 |
| 13. | Spirits, Beer, and Tobacco on which Excise Duty was paid, also amount collected, 1936-37 | 132 |
| 14. | Stocks of Principal Articles in Bond on the 30th June, 1937 | 133 |
| II.—SHIPPING. | | |
| 15. | Number and net Tonnage of Vessels entered at each Port, 1936-37 | 134 |
| 16. | Number and net Tonnage of Vessels cleared at each Port, 1936-37 | 135 |
| 17. | Number and net Tonnage of Vessels entered from each Country, 1936-37 | 136-137 |
| 18. | Number and net Tonnage of Vessels cleared for each Country, 1936-37 | 138-139 |
| 19. | Number and net Tonnage of Vessels of each Nation entered and cleared, 1936-37 | 140 |
| 20. | General Summary, 1936-37 | 141 |
| 21. | Vessels entered and cleared at each Port, 1927-28 to 1936-37 | 142 |
| 22. | Vessels of each Nation entered and cleared 1927-28 to 1936-37 | 143 |
| 23. | Vessels entered and cleared from and to United Kingdom, British Possessions, and Foreign Countries, 1927-28 to 1936-37 | 144 |
| 24. | Vessels entered and cleared 1927-28 to 1936-37 | 144 |
| 25. | Steam Vessels entered and cleared <i>via</i> the Suez Canal, 1927-28 to 1936-37 | 145 |
| 26. | Activity at each Port including Intra-state Shipping, 1936-37 | 146 |
| 27. | Tonnage of Cargo handled at each Port, 1936-37 | 146 |
| 28. | Vessels on the Register on the 31st December, 1937 | 146 |
| 29. | Vessels remaining on the Register on the 31st December during the years 1928-1937 | 147 |
| 30. | Material used in construction of the Vessels on the Register on the 31st December, 1937 | 147 |
| 31. | Number and net Tonnage of Vessels built during each of the years 1928-1937 | 147 |
| 32. | Wrecks and other Casualties to Shipping during the years 1928-1937 | 147 |
| 33. | Seamen engaged and discharged, 1936-37 | 148 |
| 34. | Ferries, Particulars of Working—(a) Government, 1928-1937; (b) Private, 1928-1937 | 148 |
| 35. | Transactions of the Fremantle Harbour Trust and the Bunbury Harbour Board, 1927-28 to 1936-37 | 149 |
| III.—RAILWAYS, TRAMWAYS, AND OMNIBUSES. | | |
| GOVERNMENT RAILWAYS— | | |
| 36. | Summary of Lines open for general and passenger traffic, 30th June, 1937 | 150 |
| 37. | Traffic, Rolling Stock, Revenue and Expenditure, 1927-28 to 1936-37 | 150 |
| 38. | Details of Working Expenses for the years ended 30th June, 1928-1937 | 151 |
| 39. | Details of Traffic Receipts for the years ended 30th June, 1928-1937 | 151 |
| 40. | Freight Traffic, Ton Mileage, etc.—Summary for the years ended 30th June, 1928 to 1937 | 151 |
| 41. | Cost of Construction, etc., and Financial Results, 1927-28 to 1936-37 | 152 |
| 42. | Officers and Men employed, and amount of Salaries and Wages paid, 1927-28 to 1936-37 | 152 |
| 43. | Accidents (Persons Killed or Injured) 1927-28 to 1936-37... .. | 152 |
| 44. | Private Railways—1928-1937 (a) Open for general and passenger traffic; | 153 |
| | (b) Run in connection with Timber and Mining Industries | 154 |
| 45. | Government Timber Mill Railways, 1927-28 to 1936-37 | 154 |
| 46. | Private Motor Omnibus Services, for each of the ten years ended 30th June, 1928-37 | 154 |
| 47. | Government Tramways, Electric (Perth-Suburban) 1927-28 to 1936-37 | 155 |
| 48. | Municipal Electric Tramways, 1928-1937 | 155 |
| 49. | Private Electric Tramways, 1928-1937 | 156 |
| IV.—POST, TELEGRAPHS, TELEPHONES, MONEY ORDERS AND WIRELESS. | | |
| 50. | Post Offices and Employees, 1933 to 1937 | 157 |
| 51. | Revenue—Summary for each of the ten years ended 30th June, 1928 to 1937 | 157 |
| 52. | Expenditure—Summary for each of the four years ended 30th June, 1934 to 1937 | 157 |
| 53. | Profit and Loss account for each of the years ended 30th June, 1927 to 1936 | 158 |
| 54. | Telegraph and Telephone Services, 1928 to 1937 | 158 |
| 55. | Postal Matter handled, 1928 to 1937 | 159 |
| 56. | Money Orders issued, 1928 to 1937 | 160 |
| 57. | Money Orders paid, 1928 to 1937 | 160 |
| 58. | Postal Notes issued and paid, 1928 to 1937 | 160 |
| 59. | Wireless Licenses in force, 1933 to 1937 | 161 |
| 60. | Radio Traffic handled, 1933 to 1937 | 161 |

WESTERN AUSTRALAN TRADE.

Twelve months ended 30th June, 1937.

(Figures in parentheses are those for the corresponding period of 1935-36.)

TOTAL TRADE.

Heavy increases in both imports and exports resulted in the State's external trade reaching for the first time a value of over forty million pounds in Australian currency. The figure—£40,433,883 (£36,272,061)—exceeds by some £3 million the former peak level attained in 1928-29, and marks an increase of £4,161,822 on the corresponding total for 1935-36. Exports, both Oversea and to the Eastern States, as well as interstate imports, eclipsed all previous records. The respective figures, £17,766,822 (£17,032,041); £3,224,311 (£1,859,638); and £12,370,797 (£11,036,626) in each instance mark a substantial advance on the previous year's totals, while Oversea Imports, which were valued at £stg.5,657,562 (£stg. 5,075,005), or £7,071,953 (£6,343,756) in Australian currency, were the highest recorded since the onset of the depression.

Of the total trade, 90 per cent. passed through the port of Fremantle.

The Trade Position.

Inclusive of Ships' Stores, and exchange on oversea imports, the following table shows the "visible balance of trade" for the last five years:—

| | | | | | | Favourable |
|---------|----|----|----|----|----|------------|
| | | | | | | £ |
| 1932-33 | .. | .. | .. | .. | .. | 2,272,520 |
| 1933-34 | .. | .. | .. | .. | .. | 3,564,269 |
| 1934-35 | .. | .. | .. | .. | .. | 1,464,563 |
| 1935-36 | .. | .. | .. | .. | .. | 1,511,297 |
| 1936-37 | .. | .. | .. | .. | .. | 1,548,383 |

IMPORTS.

The recorded value of all imports was £18,028,359 (£16,111,631), or £19,442,750 (£17,380,382), expressed in terms of Australian currency.

The marked upward trend in imports, which has characterised the State's trade since 1935, was particularly pronounced during the year under review. Interstate imports advanced £1,334,171 on the previous year's record total to £12,370,797, while oversea imports, valued at £stg.5,657,562—an increase of £stg.582,557—rose proportionately.

With but few exceptions, importations of all classes of commodities registered increases. Expanding activity in the building, gold-mining, and secondary industries was reflected in the substantial increases recorded in purchases of capital goods and raw materials. The more important of these advances were: Machinery (other than Agricultural), £250,201; Galvanised Iron, £33,834; Other Iron and Steel, £61,336; Metals and Metal Manufactures, N.E.I., £213,208; Timber, £25,749; Cyanides of Potassium and Sodium, £29,995; and Arms, Ammunition and Explosives, £20,327.

Imports of Agricultural Machinery, which in recent years have been well below the level necessary to maintain efficiency in existing plant, advanced £206,418 to £439,092—a figure almost double that of last year.

A further illustration of the improved outlook in the Agricultural industry is afforded by increases in respect of Kerosene, £14,570; Rock Phosphates, £41,264; and Other Fertilisers, £13,434.

Other noteworthy increases were: Fish in Tins, £14,527; Fish, Other, £11,452; Bacon and Hams, £25,238; Confectionery, £25,783; Tea, £20,592; Ale and Beer, £22,523; Tobacco, Manufactured, £20,369; Cigarettes, £46,541; Sheep, £32,789; Vegetable Substances and Fibres, £32,116; Textiles, £90,811; Coal, £43,112; Motor Parts, Other Vehicles and parts, £51,361; Motor Covers and Tubes, £57,177; Paper, £50,989; Stationery and Paper Manufactures, £69,440; and Drugs and Medicinal Preparations, £30,394.

As a result of the extension of bulk-handling facilities, and the decline in last season's wheat harvest, there was a decrease of £42,973 in the imports of Bags and Sacks. With the exception of Wire Netting and Sulphur, which fell £35,438 and £89,265 respectively, other decreases were of a minor character.

EXPORTS.

Shipments Overseas and to the Eastern States (inclusive of ships' stores) amounted to £17,766,822 (£17,032,041) and £3,224,311 (£1,859,638) respectively, the aggregate value—£20,991,133 (£18,891,679)—representing an increase of £2,099,454 on the figures for the previous year.

The abnormal value of interstate Exports was mainly attributable to the increased volume of gold exported to the Eastern States for subsequent transshipment abroad.

Gold.—An increase of £1,216,784 on the previous year's total brought the value of gold exports to £7,909,423—a sum equivalent to 37 per cent. of the total value of all exports.

Primary Produce.—Despite one of the worst seasons in the history of the State, and the consequential diminution in the volume of produce available for shipment, export returns on balance showed improvement on the previous year's figures.

Decreases both in quantity and value were recorded in respect of Butter, 649,089 lbs., £31,271; Eggs, 310,565 doz., £19,449; Beef, 5,809,192 lbs., £35,756; and Lamb and Mutton, 1,002,385 lbs., £17,745. These decreases, however, were offset by the following increases:—Hides, Cattle, £23,000; Sheep Skins, £46,565; Tallow, £6,220; Pearl Shell, £16,440; and Sandalwood, £30,754.

Wheat.—The decline in the 1936-37 harvest is not fully reflected in the export figures for the year under review. The actual decrease in shipments—1,116,653 bushels—during that period was somewhat modified by the inclusion therein of a considerable quantity of grain yielded by the 1935-36 harvest.

At 5/3.17d. per bushel, the average price F.O.B. advanced 1/6d. on the corresponding price realised during the preceding year to return a total increase of £823,994.

Flour.—Mainly on account of increased purchases by the United Kingdom, shipments rose 386,068 centials on the previous year's total. This, together with the improved export prices ruling during the year, resulted in an advance of £345,507 in the value of consignments.

Shipments to the State's Near Eastern markets recorded improvement upon the previous year's exports, with increased purchases by British Malaya more than offsetting the decline in consignments to the Netherlands East Indies.

Wool.—While, as a result of a succession of bad seasons, wool shipments were the lowest since 1926-27, the enhanced prices offering for last year's clip actually returned exporters a figure in excess of that received for the record clip of 1934.

Compared with last year, shipments of Greasy Wool declined by 20,163,991 lbs., or 26 per cent., but with the appreciation of F.O.B. prices, which averaged 16.16d. per lb., as against 13.6d. for the previous year, the decrease in the value of the consignments was only £519,084, or somewhat less than 12 per cent. of the 1935-36 returns.

The market was characterised by increased inquiries from Belgium, Czechoslovakia, Italy and Germany, with shipments to Japan reduced from almost 8 million lbs. to less than 200,000 lbs.

Exports of Wool, Scoured and Washed, advanced £11,781 on the previous value, notwithstanding a decrease of 633,482 lbs. in the quantity shipped.

Apples and Other Fresh Fruits.—Mainly as a result of crop losses in the Bridgetown district, Apple exports decreased 81,530 centials compared with the previous year, while returns declined £113,702.

Decreases were also recorded in the sales of Other Fresh Fruits, the decline—£26,707—being mainly attributable to a fall of £22,630 in the value of Tomato exports to the Eastern States.

Timber.—The steady demand for Western Australian hardwoods, which has been a feature of the export market since 1934, was well maintained during the year under review. Substantial improvement was registered in shipments to the United Kingdom, China and Ceylon, although overseas exports in the aggregate fell somewhat short of the previous year's total owing to a reduction in consignments to Egypt and South Africa. However, as a result of increased purchases by the Eastern States, shipments to all destinations recorded a net advance of £20,162.

Other Commodities.—Other main increases were:—Ores, Concentrates and Mineral Earths, £27,230; Arsenic, £43,856; Tobacco and Preparations Thereof, £11,526; and Oils, Essential, £10,648.

S. BENNETT, F.I.A.,
Government Statistician.

Perth.

PART IV.—INTERCHANGE.

I.—TRADE AND CUSTOMS FOR THE YEAR 1936-37.

It should be noted in the tables dealing with Trade, which follow, that Imports from Abroad are recorded in terms of British Currency, whilst all other values are expressed in terms of Australian Currency, except in Table No. 2, wherein all values have been estimated in terms of Australian currency. On page 130 a Special Summary Table (No. 9) shows the Estimated Balance of Trade after all values have been reduced to approximate terms of Australian Currency, and allowance made for Gold in excess of current production shipped abroad.

No. 1.—Value of Imports into and Exports from the State of Western Australia during the Year ended 30th June, 1937, showing Origin of Imports and Destination of Exports.

| Countries of Origin and Destination. | Imports therefrom. | | | Exports thereto. | | |
|--|---|--------------------------------|------------|----------------------|-----------------|------------|
| | Oversea via the other States of the Commonwealth. † | Oversea and Interstate Direct. | Total. | Australian Origin. ‡ | Oversea Origin. | Total. |
| | £ | £ | £ | £ | £ | £ |
| UNITED KINGDOM | 162,842 | 2,711,799 | 2,874,641 | 11,981,599 | 58,860 | 12,040,459 |
| COMMONWEALTH STATES †— | | | | | | |
| New South Wales | | 4,434,361 | 4,434,361 | 1,805,833 | 51,190 | 1,857,023 |
| Victoria | | 5,345,156 | 5,345,156 | 676,505 | 58,791 | 735,296 |
| Queensland | | 584,721 | 584,721 | 35,302 | 5,696 | 40,998 |
| South Australia | | 1,227,321 | 1,227,321 | 416,407 | 89,486 | 505,893 |
| Tasmania | | 222,484 | 222,484 | 23,019 | 2,558 | 25,577 |
| Northern Territory | | 43,424 | 43,424 | 13,646 | 2,170 | 15,816 |
| Total | | 11,857,467 | 11,857,467 | 2,970,712 | 209,891 | 3,180,603 |
| NEW ZEALAND | 26,624 | 10,703 | 37,327 | 24,563 | 12 | 24,575 |
| OTHER BRITISH POSSESSIONS— | | | | | | |
| Aden | 63 | 54 | 117 | 5,480 | | 5,480 |
| Africa, British East | 40 | 3,994 | 4,034 | 1,196 | | 1,196 |
| Africa, British West | | 3,594 | 3,594 | 1,846 | | 1,846 |
| Borneo, British | 3 | 1,098 | 1,101 | 55 | | 55 |
| Canada | 52,515 | 303,947 | 356,462 | 3,093 | | 3,093 |
| Ceylon | 838 | 83,129 | 83,967 | 65,055 | 163 | 65,218 |
| Channel Islands | | 26 | 26 | | | |
| Commonwealth of Australia * | | 6,558 | 6,558 | | | |
| Cyprus | | 178 | 178 | 8,862 | | 8,862 |
| Gibraltar | | 3 | 3 | | | |
| Hong Kong | | 1,787 | 1,787 | 37,146 | | 37,146 |
| India | 4,223 | 207,161 | 211,384 | 18,193 | 58 | 18,251 |
| Irish Free State | | 12 | 12 | 354,295 | | 354,295 |
| Malaya, British | 481 | 9,996 | 10,477 | 292,378 | 479 | 292,857 |
| Malta | | 12 | 12 | 7,734 | | 7,734 |
| Mauritius | | | | 7,659 | | 7,659 |
| Newfoundland | | 1 | 1 | | | |
| Pacific Islands | | | | | | |
| Fiji | 2 | 26 | 28 | | | |
| Gilbert and Ellice Islands Colony (Ocean Island) | | 86,444 | 86,444 | | | |
| Nauru | | 101,963 | 101,963 | | | |
| Papua | 2,055 | 4,583 | 6,638 | | | |
| Territory of New Guinea | 783 | | 783 | | | |
| Palestine | | 4,441 | 4,441 | 9,629 | 9 | 9,638 |
| Rhodesia | | 3,380 | 3,380 | | | |
| Seychelles Islands | | 291 | 291 | | | |
| South African Union | 41 | 22,259 | 22,300 | 92,575 | 48 | 92,626 |
| Sudan | | 37 | 37 | 13,824 | | 13,824 |
| Tanganyika Territory | | | | 48 | | 48 |
| West Indies, British | 263 | 1,224 | 1,487 | | | |
| Total | 61,307 | 846,198 | 907,505 | 919,071 | 757 | 919,828 |
| FOREIGN COUNTRIES— | | | | | | |
| Abyssinia | 139 | 146 | 285 | | | |
| Africa, Portuguese East | | 8 | 8 | 6,554 | | 6,554 |
| Albania | | | | 4 | | 4 |
| Algeria | | 383 | 383 | | | |
| Arabia | 154 | 479 | 633 | 593 | | 593 |
| Argentine Republic | | 359 | 359 | | | |
| Austria | 60 | 2,412 | 2,472 | 5,949 | 14 | 5,963 |
| Belgium | 471 | 38,354 | 38,825 | 957,631 | | 957,631 |
| Bolivia | | 137 | 137 | | | |
| Brazil | 85 | 3,269 | 3,354 | | | |
| Bulgaria | | 37 | 37 | | | |
| Canary Islands | | 6 | 6 | | | |
| Chile | | 1,649 | 1,649 | | | |
| China | 3,563 | 8,129 | 11,692 | 176,501 | | 176,501 |
| Colombia | | 8 | 8 | | | |
| Congo, Belgium | | 185 | 185 | | | |
| Costa Rica | | 291 | 291 | | | |

No. 1.—Value of Imports and Exports—continued.

| Countries of Origin and Destination. | Imports therefrom. | | | Exports thereto. | | |
|---|--|--------------------------------|-------------------|---------------------|-----------------|-------------------|
| | Oversea via the other States of the Commonwealth.† | Oversea and Interstate Direct. | Total. | Australian Origin.‡ | Oversea Origin. | Total. |
| FOREIGN COUNTRIES—continued. | £ | £ | £ | £ | £ | £ |
| Curacao | | 1 | 1 | | | |
| Czecho-Slovakia | 104 | 14,906 | 15,010 | 85,771 | | 85,771 |
| Danzig | 13 | 11 | 24 | | | |
| Denmark | 132 | 1,089 | 1,221 | 1,974 | | 1,974 |
| Egypt | 90 | 464 | 554 | 76,789 | | 76,789 |
| Estonia | | 63 | 63 | 150 | | 150 |
| Finland | | 7,682 | 7,682 | 265 | | 265 |
| France | 5,125 | 31,509 | 36,634 | 581,541 | 283 | 581,824 |
| French Indo-China | | | | 1,917 | | 1,917 |
| Germany | 6,781 | 134,428 | 141,209 | 148,534 | 112 | 148,646 |
| Greece | 141 | 732 | 873 | 1 | | 1 |
| Guatemala | | 51 | 51 | | | |
| Guiana, Dutch | | 112 | 112 | | | |
| Guiana, French | | 2 | 2 | | | |
| Hungary | | 11,417 | 11,417 | | | |
| Iran | 22 | 286 | 308 | | | |
| Iraq | 2,069 | 2,721 | 4,790 | 27,791 | | 27,791 |
| Italy | 3,044 | 23,699 | 26,743 | 632,053 | | 632,053 |
| Japan | 26,000 | 178,360 | 204,360 | 37,632 | 69 | 37,701 |
| Kwantung Peninsula | | 505 | 505 | 280 | | 280 |
| Latvia | | 150 | 150 | | | |
| Lithuania | | 3,256 | 3,256 | | | |
| Luxemburg | | 262 | 262 | | | |
| Madagascar | 12 | 458 | 470 | | | |
| Madeira | | 162 | 162 | | | |
| Manchuria | 29 | 336 | 365 | 235 | | 235 |
| Mexico | 29 | 14,105 | 14,134 | | | |
| Morocco | | 9 | 9 | | | |
| Netherlands | 3,007 | 12,349 | 15,356 | 42,723 | 497 | 43,220 |
| Netherlands East Indies | 6,370 | 822,151 | 828,521 | 169,931 | 62 | 169,993 |
| Norway | 1,519 | 23,683 | 25,202 | 500 | | 500 |
| Pacific Islands : | | | | | | |
| New Cadelonia | | 12 | 12 | | | |
| Society Islands | 110 | 1,541 | 1,651 | | | |
| Paraguay | | 430 | 430 | | | |
| Peru | | 3 | 3 | | | |
| Philippine Islands | 307 | 7,005 | 7,312 | 30 | | 30 |
| Poland | 20 | 362 | 382 | 32,195 | | 32,195 |
| Portugal | 322 | 13,111 | 13,433 | | | |
| Rumania | | 21 | 21 | 240 | | 240 |
| San Salvador | | 6 | 6 | | | |
| Siam | | 308 | 308 | 666 | | 666 |
| Somaliland, French | | | | 549 | | 549 |
| Soviet Union | 1,014 | 1,687 | 2,701 | | | |
| Spain | 556 | 7,992 | 8,548 | 77,231 | | 77,231 |
| Sweden | 4,464 | 40,924 | 45,388 | 37,947 | 462 | 38,409 |
| Switzerland | 925 | 15,210 | 16,135 | 12 | 318 | 330 |
| Syria | | 33 | 33 | 25 | | 25 |
| Tangiers | | 1 | 1 | | | |
| Tunis | 45 | | 45 | 547 | | 547 |
| Turkey | 3 | 672 | 675 | | | |
| United States of America | 195,832 | 571,592 | 767,424 | 1,132,188 | 322 | 1,132,510 |
| Venezuela | | 4 | 4 | | | |
| West Indies : | | | | | | |
| Cuba | | 945 | 945 | | | |
| Other | | 56 | 56 | | | |
| Yugo-Slavia | | 312 | 312 | 2 | | 2 |
| § MISCELLANEOUS COUNTRIES (Outside Packages) | | 85,824 | 85,824 | | | |
| Total | 262,557 | 2,088,862 | 2,351,419 | 4,236,951 | 2,139 | 4,239,090 |
| SUMMARY. | | | | | | |
| UNITED KINGDOM | 162,842 | 2,711,799 | 2,874,641 | 11,981,599 | 58,860 | 12,040,459 |
| COMMONWEALTH: OTHER STATES | | 11,857,467 | 11,857,467 | 2,970,712 | 209,891 | 3,180,603 |
| NEW ZEALAND | 26,624 | 10,703 | 37,327 | 24,563 | 12 | 24,575 |
| OTHER BRITISH POSSESSIONS | 61,307 | 846,198 | 907,505 | 919,071 | 757 | 919,828 |
| Total, British | 250,773 | 15,426,167 | 15,676,940 | 15,895,945 | 269,520 | 16,165,465 |
| FOREIGN COUNTRIES | 262,557 | 2,088,862 | 2,351,419 | 4,236,951 | 2,139 | 4,239,090 |
| FOR ORDERS (lost at sea) <i>a</i> | | | | 71,835 | | 71,835 |
| SHIPS' STORES | | | | 106,183 | 408,560 | 514,743 |
| Total | 513,330 | 17,515,029 | 18,028,359 | 20,310,914 | 680,219 | 20,991,133 |

* Australian Produce previously exported, now returned to this State.

† For value of Oversea Produce imported from each State, see Summary at end of Table 5.

‡ For distribution of Exports of Western Australian Origin to each State in the Commonwealth, see Summary at end of Table 6.

§ No information available regarding distribution.

a Wheat.

No. 2.—Value of Imports into, and Exports from, the State of Western Australia, expressed in estimated terms of Australian Currency for each of the ten years ended 30th June, 1928 to 1937, showing value per head of mean population.

| Year ended 30th June. | IMPORTS. | | | | | EXPORTS. | | | |
|--------------------------|----------------------|------------------------|---------------------|-----------------|--------------------|------------------------|---------|-----------------|--------------------|
| | Interstate. | | Overseas Direct. | Total Value. | Value per head. | Australian Produce. | Other. | Total Value. | Value per head. |
| | Overseas Produce. | Australian Produce. | | | | | | | |
| £ | £ | £ | £ | £ | £ | £ | £ | £ | |
| 1928 ... | 882,917 | 8,393,412 | 9,011,304 | 18,287,633 | 45.745 | 17,374,350 | 866,425 | 18,240,775 | 45.627 |
| 1929 ... | 833,851 | 9,766,744 | 9,453,177 | 20,053,772 | 48.382 | 16,502,126 | 683,828 | 17,185,954 | 41.463 |
| 1930 ... | 599,728 | 9,308,034 | 8,878,894 | 18,781,656 | 44.111 | 17,064,311 | 705,218 | 17,769,529 | 41.734 |
| 1931 ... | 343,671 | 6,475,922 | 4,582,259 | 11,401,852 | 26.453 | 17,345,556 | 629,946 | 17,975,502 | 41.704 |
| 1932 ... | 393,898 | 7,532,960 | 3,463,042 | 11,389,900 | 26.268 | 15,567,061 | 729,025 | 16,296,086 | 37.584 |
| 1933 ... | 349,183 | 8,020,930 | 4,770,809 | 13,140,922 | 30.085 | 14,901,250 | 636,162 | 15,537,412 | 35.571 |
| 1934 ... | 374,303 | 8,902,648 | 4,444,451 | 13,721,407 | 31.159 | 16,703,401 | 588,176 | 17,291,577 | 39.267 |
| 1935 ... | 617,344 | 9,527,810 | 5,101,564 | 15,246,718 | 34.405 | 16,199,355 | 679,813 | 16,879,168 | 38.088 |
| 1936 ... | 451,216 | 10,585,410 | 6,343,756 | 17,380,382 | 38.808 | 18,294,007* | 597,672 | 18,891,679* | 42.183* |
| 1937 ... | 513,330 | 11,857,467 | 7,071,953 | 19,442,750 | 43.025 | 20,310,914 | 680,219 | 20,991,133 | 46.452 |

* Amended from previous issue.

No. 3.—Value of Imports from, and Exports to, each State and Country, for each of the ten years ended 30th June, 1928 to 1937.

| COUNTRY. | SECTION A.—IMPORTS. | | | | | | | | | |
|--|---------------------|-------------|-------------|-------------|-------------|-------------|-------------|-------------|-------------|-------------|
| | 1927-28. | 1928-29. | 1929-30. | 1930-31. | 1931-32. | 1932-33. | 1933-34. | 1934-35. | 1935-36. | 1936-37. |
| UNITED KINGDOM | £ 4,079,340 | £ 4,054,350 | £ 3,837,275 | £ 1,538,761 | £ 1,176,321 | £ 1,544,095 | £ 1,651,081 | £ 2,151,594 | £ 2,487,782 | £ 2,874,641 |
| COMMONWEALTH STATES— | | | | | | | | | | |
| New South Wales | 3,265,153 | 3,870,962 | 3,715,028 | 2,851,638 | 2,578,313 | 2,802,779 | 3,250,886 | 3,439,428 | 3,760,878 | 4,434,361 |
| Victoria | 3,760,793 | 4,224,962 | 3,887,067 | 3,179,494 | 3,599,063 | 3,800,158 | 4,138,434 | 4,483,978 | 4,944,251 | 5,345,156 |
| Queensland | 1,355,915 | 284,553 | 304,812 | 592,456 | 583,887 | 583,887 | 551,869 | 530,377 | 562,496 | 584,721 |
| South Australia | 1,056,164 | 1,204,476 | 863,503 | 477,346 | 539,878 | 639,878 | 743,889 | 838,927 | 1,059,265 | 1,227,321 |
| Tasmania | 129,907 | 136,680 | 139,864 | 115,869 | 174,347 | 161,107 | 171,817 | 192,978 | 203,749 | 222,484 |
| Northern Territory | 45,475 | 44,811 | 73,448 | 46,763 | 49,194 | 33,621 | 45,953 | 42,262 | 54,771 | 48,424 |
| | 8,393,412 | 9,766,744 | 9,393,084 | 6,475,922 | 7,532,960 | 8,020,930 | 8,902,648 | 9,527,810 | 10,380,412 | 11,857,467 |
| NEW ZEALAND | 81,156 | 36,089 | 19,482 | 7,376 | 15,252 | 9,760 | 9,957 | 24,524 | 32,351 | 37,327 |
| OTHER BRITISH POSSESSIONS— | | | | | | | | | | |
| Africa, British West | 3,501 | 9,831 | 6,143 | 7,539 | 5,430 | 4,718 | 6,084 | 2,252 | 8,753 | 3,594 |
| Canada | 242,674 | 430,428 | 204,608 | 107,075 | 58,536 | 54,583 | 146,468 | 275,945 | 304,582 | 356,462 |
| Ceylon | 178,121 | 192,741 | 186,537 | 121,716 | 39,318 | 61,772 | 61,772 | 65,058 | 73,136 | 83,967 |
| Hong Kong | 39 | 224 | 68 | 67 | 67 | 724 | 724 | 875 | 801 | 1,787 |
| India | 944,783 | 864,718 | 766,040 | 648,112 | 442,176 | 518,017 | 326,953 | 232,942 | 263,044 | 211,384 |
| Iraq | 3,426 | 4,367 | 5,214 | 59 | 759 | a | a | a | a | a |
| Irish Free State | 252 | 307 | 60,289 | 8,961 | 325 | 638 | 99 | 98 | 19 | 12 |
| Malaya, British | 23,380 | 31,861 | 21,227 | 13,123 | 11,093 | 10,960 | 8,138 | 8,219 | 9,121 | 10,477 |
| Pacific Islands: | | | | | | | | | | |
| Gilbert and Ellice Islands Colony (Ocean Island) | b | b | b | b | b | b | b | b | b | b |
| Nauru | 49,831 | 166,423 | 86,364 | 73,157 | 60,730 | 107,095 | 81,776 | 72,474 | 91,017 | 101,963 |
| South African Union | 15,122 | 22,004 | 4,795 | 4,795 | 1,000 | 11,050 | 6,702 | 15,705 | 39,097 | 22,300 |
| West Indies, British | 3,445 | 2,231 | 1,559 | 1,745 | 1,539 | 2,930 | 2,930 | 1,535 | 2,983 | 1,487 |
| Other British Possessions | 248,576 | 108,200 | 171,959 | 80,573 | 81,452 | 75,889 | 48,581 | 66,014 | 18,206 | 27,628 |
| | 1,713,450 | 1,833,831 | 1,516,213 | 1,066,786 | 652,631 | 893,455 | 689,527 | 740,817 | 861,885 | 907,605 |
| FOREIGN COUNTRIES— | | | | | | | | | | |
| Arabia | 701 | 1,375 | 715 | 3 | 65 | 28 | 414 | 254 | 1,638 | 633 |
| Argentina | 4,768 | 2,856 | 3,419 | 1,642 | 1,100 | 1,158 | 437 | 97 | 68 | 299 |
| Austria | 8,407 | 9,188 | 9,188 | 3,876 | 1,644 | 1,343 | 2,977 | 2,233 | 2,233 | 2,272 |
| Belgium | 31,678 | 50,190 | 49,967 | 16,301 | 15,444 | 20,934 | 20,636 | 28,192 | 30,421 | 38,525 |
| Brazil | 1,784 | 2,019 | 1,508 | 1,100 | 518 | 752 | 519 | 1,576 | 1,173 | 3,354 |
| Chile | 13,097 | 12,858 | 16,415 | 3,453 | 1,618 | 343 | 2,065 | 1,638 | 1,649 | 1,649 |
| China | 17,893 | 17,973 | 14,808 | 7,080 | 7,080 | 5,854 | 6,191 | 9,086 | 9,155 | 11,682 |
| Cuba | 8,193 | 4,152 | 3,726 | 6,601 | 2,000 | 637 | 635 | 1,322 | 1,322 | 1,322 |
| Czechoslovakia | 22,680 | 29,453 | 27,659 | 12,774 | 8,297 | 8,029 | 7,904 | 10,821 | 11,445 | 15,010 |
| Denmark | 5,621 | 4,446 | 4,311 | 2,232 | 2,232 | 1,809 | 1,809 | 3,470 | 1,221 | 1,221 |
| Egypt | 1,045 | 1,113 | 84,271 | 12,931 | 12,931 | 11,650 | 11,650 | 3,776 | 576 | 654 |
| France | 183,019 | 160,068 | 160,068 | 5,135 | 12,013 | 32,610 | 32,610 | 36,634 | 35,049 | 36,634 |
| Germany | 203,335 | 236,719 | 219,540 | 75,555 | 47,827 | 87,038 | 82,015 | 87,890 | 101,729 | 141,209 |
| Greece | 71,353 | 569 | 417 | 816 | 530 | 510 | 291 | 366 | 327 | 327 |

| | | | | | | | | | | |
|-------------------------------------|------------|------------|------------|------------|------------|------------|------------|------------|------------|------------|
| Italy | 60,087 | 66,101 | 74,560 | 63,048 | 20,197 | 63,502 | 14,891 | 16,842 | 77,954 | 26,743 |
| Japan | 198,650 | 187,488 | 171,505 | 84,227 | 77,559 | 163,001 | 177,229 | 213,101 | 245,314 | 204,360 |
| Netherlands | 36,144 | 50,780 | 81,691 | 27,998 | 9,272 | 13,653 | 11,775 | 10,371 | 16,617 | 15,356 |
| Netherlands East Indies | 715,370 | 773,648 | 766,767 | 579,260 | 466,080 | 504,935 | 531,730 | 620,266 | 706,450 | 823,621 |
| Norway | 54,224 | 39,379 | 37,801 | 15,623 | 14,578 | 17,091 | 20,071 | 18,586 | 22,136 | 25,202 |
| Philippine Islands | 6,834 | 9,460 | 10,382 | 6,390 | 5,812 | 4,263 | 5,047 | 4,154 | 7,322 | 7,312 |
| Portugal | 9,719 | 14,219 | 10,114 | 4,727 | 3,216 | 2,900 | 5,862 | 8,505 | 9,486 | 13,433 |
| Russia | 2,063 | 2,544 | 4,991 | 2,583 | 121 | 123 | 5,862 | 650 | 1,870 | 2,701 |
| Spain | 10,990 | 8,911 | 7,912 | 4,805 | 7,431 | 13,770 | 6,888 | 8,307 | 9,298 | 8,548 |
| Sweden | 88,480 | 134,990 | 92,103 | 48,008 | 30,002 | 43,066 | 33,411 | 39,533 | 50,552 | 45,388 |
| Switzerland | 83,703 | 67,945 | 61,040 | 19,320 | 12,897 | 13,608 | 11,452 | 13,658 | 12,835 | 16,135 |
| Turkey | 3,010 | 2,109 | 2,656 | 1,528 | 1,512 | 663 | 1,530 | 548 | 572 | 675 |
| United States of America | 2,153,430 | 2,376,473 | 2,194,264 | 702,553 | 428,837 | 658,436 | 517,592 | 531,647 | 706,375 | 767,424 |
| All other Foreign Countries... .. . | 73,248 | 63,170 | 44,254 | 27,013 | 35,708 | 27,760 | 72,077 | 102,088 | 68,184 | 135,136 |
| Total | 4,020,275 | 4,362,758 | 4,105,652 | 1,791,059 | 1,278,657 | 1,718,520 | 1,579,304 | 1,781,660 | 2,144,203 | 2,351,419 |
| SUMMARY. | | | | | | | | | | |
| UNITED KINGDOM | 4,079,840 | 4,054,850 | 3,837,275 | 1,538,761 | 1,176,821 | 1,544,095 | 1,651,081 | 2,151,504 | 2,487,782 | 2,874,041 |
| COMMONWEALTH: OTHER STATES | 8,363,412 | 9,766,744 | 9,303,034 | 6,475,922 | 7,532,960 | 8,020,930 | 8,902,638 | 9,527,810 | 10,585,410 | 11,857,467 |
| NEW ZEALAND | 81,150 | 39,080 | 19,482 | 7,376 | 15,252 | 9,760 | 9,957 | 24,524 | 32,351 | 37,327 |
| OTHER BRITISH POSSESSIONS | 1,713,450 | 1,833,831 | 1,516,213 | 1,066,736 | 652,631 | 893,455 | 689,527 | 740,817 | 861,883 | 907,505 |
| Total, British | 14,267,358 | 15,691,014 | 14,673,004 | 9,088,795 | 9,377,164 | 10,468,240 | 11,253,213 | 12,444,745 | 13,967,428 | 15,676,940 |
| FOREIGN COUNTRIES | 4,020,275 | 4,362,758 | 4,105,652 | 1,791,059 | 1,278,657 | 1,718,520 | 1,579,304 | 1,781,660 | 2,144,203 | 2,351,419 |
| GRAND TOTAL | 18,287,633 | 20,053,772 | 18,781,656 | 10,879,854 | 10,655,821 | 12,186,760 | 12,832,517 | 14,226,405 | 16,111,631 | 18,028,359 |

a Now included under "Foreign Countries."

b Included in "Other British Possessions."

No. 4.—Value of Imports and Exports at each Western Australian Port for the Year ended 30th June, 1937, and Totals for each of the Previous Nine Years.

| Ports. | IMPORTS. | | | | | | | | | | EXPORTS (Inclusive of Ships' Stores). | | | | | | | | | |
|-------------------|---------------------|---------|------------------|-----------|-------------------|-----------------|---------|-----------|------------|----------------|---------------------------------------|------------|---------|---------|-----------|-----------|-----------|-----------|----------------|-----------|
| | Interstate. | | | | | Oversea Direct. | | | | | Interstate. | | | | | Oversea. | | | | |
| | Australian Produce. | | Oversea Produce. | | Total Interstate. | £ | | £ | | Total Imports. | £ | | £ | | £ | | £ | | Total Exports. | |
| | £ | ... | £ | ... | £ | ... | £ | ... | £ | ... | £ | ... | £ | ... | £ | ... | £ | ... | £ | |
| Fremantle | 10,982,401 | 492,931 | 11,475,332 | 5,361,415 | 16,836,747 | 2,392,055 | 338,894 | 2,971,171 | 14,902,764 | 438,789 | 15,341,553 | 18,312,724 | 538,493 | 509,080 | 1,082,227 | 1,082,227 | 1,082,227 | 1,082,227 | 1,082,227 | 1,082,227 |
| Perth | 172,397 | 8,069 | 181,066 | 4,499 | 185,565 | 24,113 | 131 | 24,248 | 509,080 | 215 | 509,295 | 538,493 | 109,449 | 109,449 | 1,082,227 | 1,082,227 | 1,082,227 | 1,082,227 | 1,082,227 | 1,082,227 |
| Albany | 1,785 | 3,223 | 5,008 | 18,450 | 21,673 | 155,924 | 806,786 | 155,924 | 806,786 | 17 | 896,803 | 1,082,227 | 109,449 | 109,449 | 1,082,227 | 1,082,227 | 1,082,227 | 1,082,227 | 1,082,227 | 1,082,227 |
| Broom | 32,021 | 623 | 32,644 | 75,452 | 106,126 | 155,920 | 134 | 155,924 | 806,786 | 17 | 896,803 | 1,082,227 | 109,449 | 109,449 | 1,082,227 | 1,082,227 | 1,082,227 | 1,082,227 | 1,082,227 | 1,082,227 |
| Funbury | 35 | 994 | 1,029 | ... | 994 | 66,573 | ... | 66,573 | ... | ... | ... | ... | ... | ... | ... | ... | ... | ... | ... | ... |
| Husseton | 959 | 35 | 994 | ... | 994 | 66,573 | ... | 66,573 | ... | ... | ... | ... | ... | ... | ... | ... | ... | ... | ... | ... |
| Carnarvon | 9,513 | 193 | 9,706 | 4,839 | 14,545 | ... | ... | ... | ... | ... | ... | ... | ... | ... | ... | ... | ... | ... | ... | ... |
| Cossack | ... | ... | ... | 3,144 | 3,144 | ... | ... | ... | ... | ... | ... | ... | ... | ... | ... | ... | ... | ... | ... | ... |
| Derby | ... | ... | ... | 1,245 | 1,245 | ... | ... | ... | ... | ... | ... | ... | ... | ... | ... | ... | ... | ... | ... | ... |
| Esperance | ... | 86 | 739 | 27,394 | 31,090 | ... | ... | ... | ... | ... | ... | ... | ... | ... | ... | ... | ... | ... | ... | ... |
| Geardidon | 3,560 | 136 | 3,696 | 27,394 | 31,090 | ... | ... | ... | ... | ... | ... | ... | ... | ... | ... | ... | ... | ... | ... | ... |
| Hopetoun | 70,421 | 101 | 70,522 | 147,063 | 217,585 | 38 | 2 | 40 | 486,470 | 76 | 486,546 | 486,586 | ... | ... | ... | ... | ... | ... | ... | ... |
| Onslow | 4,985 | ... | 4,985 | ... | 6,985 | 280 | 268 | 543 | 4,975 | ... | 4,975 | 5,518 | ... | ... | ... | ... | ... | ... | ... | ... |
| Fort Hedland | ... | ... | ... | 5,890 | 5,890 | ... | ... | ... | ... | ... | ... | ... | ... | ... | ... | ... | ... | ... | ... | ... |
| Wyndham | 44,932 | 119 | 45,051 | 6,191 | 51,242 | 4 | 4 | 4 | 120,787 | ... | 120,787 | 170,787 | ... | ... | ... | ... | ... | ... | ... | ... |
| Overland (Rail) | 533,707 | 9,132 | 542,839 | ... | 542,839 | 385 | 4,015 | 5,451 | 108,089 | ... | 108,089 | 168,103 | ... | ... | ... | ... | ... | ... | ... | ... |
| Total for 1936-37 | 11,857,334 | 513,463 | 12,370,797 | 5,657,562 | 18,028,359 | 2,639,048 | 343,541 | 3,224,311 | 17,397,725 | 439,097 | 17,766,822 | 20,991,133 | ... | ... | ... | ... | ... | ... | ... | ... |
| 1935-36 | 10,585,410 | 451,216 | 11,036,626 | 5,075,005 | 16,111,631 | 1,450,695 | 273,240 | 1,853,638 | 16,570,072 | 461,969 | 17,032,041 | 18,891,679 | ... | ... | ... | ... | ... | ... | ... | ... |
| 1934-35 | 9,527,810 | 617,344 | 10,145,154 | 4,081,251 | 14,226,405 | 896,206 | 262,325 | 1,349,089 | 13,040,854 | 489,255 | 13,530,079 | 16,879,168 | ... | ... | ... | ... | ... | ... | ... | ... |
| 1933-34 | 8,902,648 | 374,308 | 9,276,956 | 3,555,561 | 12,832,517 | 792,825 | 286,791 | 1,250,322 | 13,623,825 | 417,430 | 14,041,255 | 17,291,577 | ... | ... | ... | ... | ... | ... | ... | ... |
| 1932-33 | 8,020,930 | 349,183 | 8,370,113 | 3,816,647 | 12,186,760 | 520,702 | 307,614 | 995,577 | 14,072,984 | 468,901 | 14,541,885 | 15,537,412 | ... | ... | ... | ... | ... | ... | ... | ... |
| 1931-32 | 7,532,960 | 393,898 | 7,926,858 | 2,729,963 | 10,656,821 | 413,791 | 281,676 | 255,709 | 14,871,594 | 473,316 | 15,344,910 | 16,296,086 | ... | ... | ... | ... | ... | ... | ... | ... |
| 1930-31 | 6,475,922 | 343,671 | 6,819,593 | 4,060,261 | 10,879,854 | 397,962 | 222,248 | 198,723 | 16,725,348 | 431,223 | 17,156,569 | 17,975,502 | ... | ... | ... | ... | ... | ... | ... | ... |
| 1929-30 | 9,303,034 | 599,728 | 9,902,762 | 8,878,594 | 18,781,656 | 757,031 | 182,068 | 1,112,232 | 16,125,192 | 532,105 | 16,657,297 | 17,769,529 | ... | ... | ... | ... | ... | ... | ... | ... |
| 1928-29 | 9,766,744 | 835,851 | 10,602,595 | 9,453,177 | 20,053,772 | 907,882 | 145,111 | 1,275,911 | 15,449,133 | 520,910 | 15,970,043 | 17,156,954 | ... | ... | ... | ... | ... | ... | ... | ... |
| 1927-28 | 8,393,412 | 882,917 | 9,276,329 | 9,011,304 | 18,287,633 | 1,062,492 | 145,848 | 1,344,841 | 16,106,040 | 729,894 | 16,895,934 | 18,240,775 | ... | ... | ... | ... | ... | ... | ... | ... |

* Mainly Cattle "Overlanded" from the Northern Territory to the Wyndham Meatworks. † Amended from previous issue.

No. 5.—IMPORTS into the State of Western Australia during the Year ended 30th June, 1937.

NOTE A.—On all Imports 10 per cent. has been added to the F.O.B. value of the goods at port of shipment.

NOTE B.—The "Quantity" columns are left blank in all cases where the quantities declared are packages of an irregular or unrecognised size, and consequently do not indicate the number, capacity, or weight of articles imported.

TRADE CLASSIFICATION.

Owing to the grouping of the Import Items into Classes, in lieu of the alphabetical system followed prior to 1918-19 by the Customs Department, it has been decided to insert, for the convenience of the public, a résumé of the classes, together with a slightly condensed index of the items in alphabetical order.

| Classes. | Item Numbers. |
|---|---------------|
| 1—Foodstuffs of Animal Origin | 1— 32 |
| 2—Foodstuffs of Vegetable Origin—Beverages, non-alcoholic, and substances used in making | 33— 143 |
| 3—Spiritous and Alcoholic Liquors | 144— 160 |
| 4—Tobacco and preparations thereof | 161— 167 |
| 5—Live Animals | 169— 174 |
| 6—Animal Substances mainly unmanufactured, not Foodstuffs | 175— 195c |
| 7—Vegetable Substances and Fibres | 199— 246 |
| 8—Apparel—Textiles, manufactured Fibres | 247— 378 |
| 9—Oils, Fats and Waxes | 379— 418 |
| 10—Paints and Varnishes | 419— 444 |
| 11—Stone and Minerals, including Ores and Concentrates | 444a— 504 |
| 12—Metals, Metal Manufactures and Machinery | 505— 847b |
| 13—Rubber and Leather, and Manufactures of | 848— 873 |
| 14—Wood and Wicker, Raw and Manufactured | 874— 932 |
| 15—Earthenware, Cement, China, Glass and Stoneware | 933— 968 |
| 16—Paper, Books and Stationery | 969— 1062b |
| 17—Jewellery, Timepieces and Fancy Goods | 1063— 1090b |
| 18—Optical, Surgical and Scientific Instruments | 1091— 1149 |
| 19—Drugs, Chemicals and Fertilisers | 1150— 1317a |
| 20—Miscellaneous | 1318— 1441a |
| 21—Specie and Bullion | 1442— 1448 |

ALPHABETICAL INDEX OF IMPORTS.

| Item. | No. | Item. | No. |
|--|---------------|---|------------|
| Abrasives | 484-490a | Bricks: Fire, Glazed, Fire Lumps | 986-8 |
| Acids | 1151-1163a | Broom Corn Millet, Rice Straw | 199 |
| Aerated and Mineral Waters | 33-35 | Brushware | 1367-1373a |
| Ale, Beer, etc. | 144-5 | Buckles, Clasps, Slides, etc. | 289e-g |
| Alkalis— | | Butter | 1 |
| Sodium Bi-borate (Borax) | 1287 | Butter substitutes | 2 |
| Sodium Carbonate (S. Ash) | 1289 | Buttons | 270-1d |
| Sodium Hydroxide (Caustic Soda) | 1291 | | |
| Sodium Salicylate; Sodium Silicate | 1293-1294 | Calcium Acetate, Carbide, Chloride and Cyanide | 1193-1195a |
| Sodium Sulphide | 1296 | Candles, Tapers, etc. | 1377-8 |
| Alloys | 651-665 | Caramel, Caramel Paste, etc. | 38 |
| Ammonium—All kinds | 1168-1173 | Cards, Playing | 1020 |
| Animals, Live Stock etc. | 169-174 | Caseln | 1198 |
| Apparel, Textiles, and Manufactured Fibres | 247-378 | Cement (Portland) | 939 |
| Arms, Ammunition and Explosives | 1319-1344 | Cement—Articles composed of | 941 |
| Arrowroot | 36 | Cements and prepared Adhesives | 1199 |
| Articles, N.E.I., of Celluloid, Xylonite | 1345 | Chalk, French, and Steatite Preparations | 944 |
| Articles, unspecified | 1441 | Charcoal | 447 |
| Art, Works of | 1347-1350 | Cheese | 3 |
| Asbestos, etc. | 444a, 1410-16 | Chicory—Raw, Kilm-dried | 47 |
| Asphalt, Bitumen and Natural Pitch | 445-6 | China, Parian, Porcelain | 942 |
| Atomizers | 1351-1352a | Cider and Perry | 146 |
| | | Clocks and Watches, etc. | 1084-90b |
| Bags and Sacks, of Jute, fibre, etc. | 354-361 | Coal | 448 |
| Bags and Purses of Leather, Wicker, Metal, etc., N.E.I. | 1353-1362 | Chocolate Confectionery | 38 |
| Bark Tanning, and Tanning Preparations | 241-6 | Cocoa and Chocolate—Potable use | 46 |
| Belting | 858-860 | Cocoa Beans, Shells and Nibs, etc. | 41-5 |
| Biscuits | 37 | Coffee and Chicory | 49 |
| Blacking, Dressings and Polishes | 1380-3 | Coffee, Raw and Kilm-dried | 48 |
| Blankets and Blanketing | 295 | Coke | 449 |
| Blue, Laundry | 1366 | Combs (Toilet) | 1067 |
| Boats, Launches and Yachts | 1435-8 | Confectionery | 39, 40 |
| Books Printed, Account, Music, etc. | 1017-8 | Copper— | |
| Boots and Shoes | 263-269 | Bars, Rod | 683 |
| Brass— | | Ingots | 684 |
| Bars, Blocks, Rods (plain), etc. | 652-653 | Pipes and Tubes | 686 |
| Pipes and Tubes (plain) | 655 | Sheet and Plate | 687 |
| Sheet and Plate (plain) | 656 | Wire | 688 |
| Brasswork | 677, 847 | Cordage and Twines | 363-8a |

ALPHABETICAL INDEX OF IMPORTS—*continued.*

| Item. | No. | Item. | No. |
|---|---------------|---|----------------|
| Corks, Bungs, Rings and other manufactures, N.E.I. | 201-4 | Infants' and Invalids' Foods | 95-6 |
| Counterpanes, Quilts, Table Covers, Sheets, etc. 349a-c | 299 | Inks | 1024-6 |
| Cosies, Cushions, Doyleys, Tray Cloths, etc. ... | 299 | Insecticides, Disinfectants, Washes, Dips, etc. ... | 1233-9 |
| Cotton— | | Instruments— | |
| Raw and Waste | 207-9 | Thermometers | 1148-9 |
| Wick : Candle and Lamp | 340 | Compasses, etc. | 1135-6 |
| Curtains and Blinds | 300 | Kinematographs, etc. | 1092-3 |
| Custard Powders | 52 | Magic or Optical Lanterns | 1097 |
| Cutlery | 771-3 | Optical and Meteorological | 1100-5a |
| | | Musical— | |
| Decorations—Wall and ceiling | 1439 | Military, Band, and Orchestral | 1396 |
| Diving Dresses and Apparatus | 1379 | Organs, other, and Harmoniums | 1397-9 |
| Drugs and Chemicals— | | Pianos | 1400-8 |
| Alums | 1164-6 | Pianos parts, N.E.I. | 1394-5, 1405-7 |
| Bacteriological Products and Sera | 1178-87 | Musical, N.E.I. | 1408 |
| Bisulphites and Sulphites (all kinds) | 1190 | Scientific | 1132-1145a |
| Bleaching Powder | 1191 | Surgical and Dental, etc. | 1116-1131 |
| Cream of Tartar | 1201 | Talking Machines etc. | 1146-7a |
| Proprietary Medicines... .. | 1211 | Iron and Steel | 707-725a |
| Chloroform | 1207 | Isinglass | 16 |
| Morphia and its Salts | 1209 | | |
| Opium, for Medicinal purposes | 1210 | Jams and Jellies, Jelly Crystals | 97-8 |
| Drugs and Medicinal preparations, N.E.I. | 1212-12a | Jewellery | 1076-8c |
| Cyanides of Potassium and Sodium | 1204 | | |
| Copper Sulphate | 1200 | Kapok | 214 |
| Foaming Powders and Liquids | 1223 | | |
| Yeast Food, Yeast Food Preservatives, etc. | 1315 | Lamps, Lampware | 738-42a |
| Food Preservatives, N.E.I. | 1224 | Lard, Lard Oil, and Refined Fats | 380 |
| Silver Nitrate | 1285 | Lead | 746 |
| Sodium Salts | 1286-98a | Lead, Sheet and Piping | 748 |
| Chemicals, N.E.I. | 1317-17a | Leaf and Foil | 743-4 |
| Dyes | 1213-15 | Leather and manufactures of | 861-73 |
| | | Linsed | 283 |
| Earthenware, Brownware, and Stoneware, N.E.I. 943 | | Linsed Meal | 234 |
| Eggs | 4 | Liquorice | 99-101a |
| Egg Pulp | 8 | | |
| Egg Albumen | 5 | Macaroni and Vermicelli | 102 |
| Electric Machinery and Appliances | 518-35a | Machines and Machinery— | |
| Fancy Goods | 1063-75a | Adding and Computing Machines, etc. | 505 |
| Feathers | 176-7, 272 | Agricultural Machinery and Implements | 543-578b |
| Fibre— | | Ammonia Condenser Coils, etc. | 511 |
| Cotton, Flax and Hemp, Kapok, etc. | 205-16 | Dairying Implements and Machinery | 514-17 |
| Fertilisers | 1216-22 | Electrical Machinery, Telephones, and Elec- trical appliances | 518-35a |
| Films for Kinematographs | 1094-96d | Engines | 597-612 |
| Filters—Household | 1384 | Mangles, Clothes Wringers, etc. | 576 |
| Fireclay and Manufactures | 455, 946-7 | Metal-working Machinery | 578-584b |
| Fish | 9-14 | Mining and Coal-cutting | 586-93b |
| Flags and Banners | 302 | Milling Machinery | 585 |
| Floor Cloths and Linoleums | 303-4 | Motive Power Machinery | 594-617 |
| Fodder | 53-4 | Printing Machines and Presses, etc. | 620-22a |
| Foods for Animals, N.E.I. | 1386 | Sewing Machines, etc. | 633-5 |
| Fruits and Vegetables— | | Weighing Machines, N.E.I. | 648 |
| Fruit Essences, Ethers, etc., non-spirituous | 1203 | Typewriters | 647 |
| Fruits, Dried | 56-62 | Machinery, N.E.I. | 650-50a |
| Fruit Juices, Syrups, etc. | 73 | Machine Tools | 636, 646 |
| Fruits preserved in liquid, etc. | 68-72a | Magnesium Sulphate (Epsom Salts) | 1251 |
| Fruits, Fresh | 63-64 | Malt Extract (non-spirituous) | 103 |
| Vegetables, Dried or Concentrated | 138 | Manures | 1216-22 |
| Vegetables, preserved in liquid and N.E.I. 140a-141 | | Matches and Vestas | 1337-93 |
| Fuller's Earth (in bulk) | 1225 | Mats and Matting | 304a-6 |
| Furniture | 874-9 | Meats | 17-28 |
| Furs and other Skins—Dressed or Prepared, N.E.I. | 178, 255, 273 | Metals— | |
| | | Alloys—Ferrous, N.E.I. | 711a-b |
| Gas, Carbonic Acid | 1226 | Aluminium Pigs, Ingots, Blocks, etc. | 666 |
| Gelatine and Glue | 179-80 | Aluminium, manufactures of, N.E.I. 667-670a, 733 | |
| Ginger | 74-6 | Antimony | 671 |
| Glass and Glassware | 948-56a | Manufactures of— | |
| Gloves | 274-6 | Bedsteads | 672-3 |
| Glycerine | 1229-30 | Bolts, Nuts, Rivets, Washers, N.E.I. | 674-6 |
| Grain and Pulse | 77-93 | Brass, Bronze, and Gun-metal work | 677 |
| Grass, Straw, etc., for manufacturing | 217-8 | Brass : Bars, Plate | 652-7 |
| Greases, including Axle Grease | 379 | Chain | 679-82a |
| Gums and Resins | 219-224 | Cutlery | 771-3 |
| Gut | 181a-181b | Electrotypes and Stereotypes | 695 |
| | | Electroliers, Gasoliers, Chandeliers | 694 |
| Hair— | | Enamelware | 696-7 |
| Articles of Natural or Imitation Hair— | | Fire Extinguishers, hand | 701 |
| Hair Nets, and N.E.I. | 277-9 | Gas Appliances | 702-5 |
| Hair and Fibre | 182-5 | Kettles and Cooking Utensils | 733-6 |
| Handkerchiefs and Serviettes | 307-7a | Locks | 749 |
| Hats and Caps | 279a-287 | Malleable Iron Castings | 750 |
| Hay and Chaff | 53 | Other manufactures | 847-47b |
| Herbs, Dried, not Medicinal | 225 | Nails | 751-7a |
| Hessians and other Jute Piece Goods | 327 | Pipes and Tubes—Iron and Steel | 759-69c |
| Hides and Skins | 186-193 | Plates prepared for engravers | 774 |
| Honey | 15 | Platinum Retorts | 785 |
| Hops | 94 | Railway and Tramway Material | 779-84 |
| Horns | 195 | Refrigerating Condensers | 511 |
| | | Saws, N.E.I. | 628-9, 802-02a |
| | | Screws | 790-2a |

ALPHABETICAL INDEX OF IMPORTS—continued.

| Item. | No. | Item. | No. |
|---|--------------------|--|--------------------|
| Metals—continued— | | Sheep-marking Oil | 435 |
| Manufactures of—continued— | | Shellac | 223 |
| Stoves | 740, 795 | Shells... .. | 196 |
| Tanks | 796 | Skins and Hides | 186-193 |
| Telephones | 532 | Snuff | 167 |
| Wire— | | Soap | 1424-6 |
| Barbed | 726 | Specie— | |
| Copper | 688 | Bronze | 1448 |
| Iron and Steel | 727-30 | Silver | 1445 |
| N.E.I., including woven | 840-2 | Spectacles, Spectacle Frames, etc. | 1103-5a |
| Netting | 758 | Spectacle Cases | 1072 |
| Wire Rope, Metal Cordage, etc. | 689-91 | Spices— | |
| Mica and Manufactures | 457-9 | Curry Powder | 125 |
| Milk and Cream, preserved | 29-32 | Ground, N.E.I. | 126 |
| Mustard | 104 | Unground, N.E.I. | 126a-127 |
| | | Spirits | 147-156, 1299-1311 |
| Naphthalene | 1256 | Sponges | 237 |
| Nets and Netting | 362 | Spraying Apparatus | 1352a |
| Nuts, Edible | 105-111 | Starch | 238 |
| | | Starch Flours | 239 |
| Oakum and Tow | 215 | Stationery | 1046-51, 1057-62b |
| Oilcake, including Linseed Cake | 54 | Stearine | 412 |
| Oilmen's Stores | 1409 | Stone (including Marble and Slate) | 484-504 |
| Oils | 381-410 | Sugar— | |
| Oils, Essential (Non-Spirituous) | 1256a-1261a | The produce of Cane... .. | 128-128b |
| Onions | 139 | N.E.I. | 133 |
| Ores, Clays, and Mineral Earths | 461-479 | Glucose | 129 |
| Outside Packages | 1409a | Golden Syrup, and Syrups, N.E.I. | 130-1 |
| | | Molasses | 132 |
| Packings— | | Sulphur | 1312 |
| Asbestos, and other Packings, etc. | 1410-12, 1414-19 | | |
| Asbestos Millboards | 1413 | Tallow | 413 |
| Paints, Colours, Varnishes | 419-444 | Tanning Substances | 241-6 |
| Paper | 969-1010a | Tea | 135-6 |
| Parcel Post (Oversea) | 1411a | Telephones | 532 |
| Parcament | 989-90 | Tents, Sails | 352 |
| Peel—Candied, etc. | 112-3 | Textiles | 294-357a |
| Perfumery, Toilet Preparations, etc. | 1263-8a, 1309-1311 | Threads, Sewing, and other Cotton, etc. | 350-1a |
| Petroleum Jelly | 411, 1265 | Tiles, Roofing and Flooring, N.E.I. | 985-7 |
| Personal and Household Effects | 1419a-1420, 1432 | Timber | 880-908a |
| Photographic Goods | 1108-15 | Timepieces | 908-90b |
| Pickles, Sauces, Chutney | 114-121 | Tin Ingots | 1084-1090 |
| Picture and Photograph Frames, etc. | 131 | Tinned Plates and Sheets (plain) | 719 |
| Pictures, not advertising | 1052-56 | Tobacco, Cigars and Cigarettes | 161-166 |
| Piece Goods | 308-348 | Tools of Trade, not being machines | 799-804a |
| Pipes, Smoking | 1069-70 | Towels and Towelling | 352a-352c |
| Pitch and Tar and Bitumen | 445, 1422 | Trimmings and Ornaments— | |
| Plants, Trees, and Bulbs | 227 | Artificial Plants, Flowers, etc. | 280 |
| Plaster of Paris | 960 | | |
| Plumbago and Graphite | 480 | Turpentine and Substitutes | 406-7 |
| Potassium— | | Umbrellas, Parasols, Sunshades | 293 |
| Chlorate | 1271 | | |
| Permanganate | 1276 | Vacuum Cleaners, household | 1374 |
| Nitrate (including Saltpetre)... .. | 1275 | Vanilla Beans | 137 |
| Metabisulphite | 1274 | Varnishes | 441-4 |
| Salts, N.E.I. | 1277 | Vegetables | 138-141 |
| Potatoes | 140 | Vehicles and Parts... .. | 809-39a |
| Printers' Materials | 777-8 | Vinegar | 142 |
| Pumice Stone | 496 | | |
| Putty | 434 | Waddings and Cotton Wool, N.E.I. | 353-353a, 1119 |
| Quicksilver | 481 | Washes, Veterinary, and Dips | 1238-9 |
| Quilts, Table Covers, etc. | 349 | Waxes | 414-18 |
| | | Welding Compounds—Thermit, etc. | 1434 |
| Records for Talking Machines | 1147-1147a | Whiting | 438 |
| Rubber and Manufactures | 848-857a | Wicker, Bamboo, or Cane | 909-11 |
| Rugs, N.E.I., including Buggy Rugs | 296-7 | Wines | 143, 157-160 |
| | | Wood—Articles made of | 912-2 |
| Saccharin | 1280 | Wool | 197-8c |
| Sago and Tapioca | 122, 134 | | |
| Salt | 1281-4 | Yarns—All kinds | 369-78 |
| Sausage Casings | 27 | Zinc | 813-6 |
| Seeds— | | | |
| Canary, Hemp, and Rape | 123-23a | | |
| Linseed | 233 | | |
| Mustard Seed | 124 | | |
| Other | 231-2, 235-6 | | |

No. 5.—IMPORTS, 1936-1937.

| Articles and Countries. | According to Country of Origin. | | Articles and Countries. | According to Country of Origin. | |
|---|---------------------------------|---------|---|---------------------------------|--------|
| | Quantity. | Value. | | Quantity. | Value. |
| Class I.—Foodstuffs of Animal Origin excluding Living Animals. | | | FISH—continued. | | |
| | lb. | £ | <i>Preserved in Tins—continued.</i> | lb. | £ |
| 1.— BUTTER— | | | 12A.— <i>Salmon :</i> | | |
| Commonwealth States | 3,497,125 | 237,996 | United Kingdom | 720 | 26 |
| | | | Canada | 1,429,289 | 39,968 |
| 2.— BUTTER SUBSTITUTES— | | | Japan | 7,433 | 292 |
| Commonwealth States | 1,418,243 | 44,240 | Norway | 720 | 63 |
| | | | Soviet Union | 13,506 | 902 |
| 3.— CHEESE— | | | Sweden | 268 | 16 |
| United Kingdom | 2,154 | 155 | United States of America | 33,871 | 1,331 |
| New Zealand | 14 | 2 | | 1,485,607 | 42,598 |
| Denmark | 111 | 4 | | | |
| Italy | 2,520 | 147 | 12B.— <i>Sardines, including Sild :</i> | | |
| Netherlands | 179 | 8 | United Kingdom | 25,384 | 1,129 |
| Norway | 129 | 12 | Canada | 31,777 | 1,176 |
| Switzerland | 2,760 | 215 | China | 99 | 2 |
| Commonwealth States | 1,413,294 | 76,450 | Finland | 867 | 26 |
| | 1,421,151 | 76,993 | Latvia | 314 | 16 |
| | | | Norway | 286,326 | 10,934 |
| EGGS— | doz. | | Portugal | 700 | 62 |
| 4.— <i>In Shell :</i> | | | Soviet Union | 498 | 25 |
| *Commonwealth of Aus- | | | Spain | 495 | 19 |
| tralia | 30 | 2 | Sweden | 48 | 2 |
| Malaya, British | 25 | 1 | | 346,508 | 13,391 |
| China | 150 | 6 | | | |
| Commonwealth States | 254,213 | 17,600 | 12C.— <i>Other :</i> | | |
| | 254,418 | 17,609 | United Kingdom | 1,401 | 81 |
| | | | Malaya, British | 237 | 6 |
| 5.— <i>Albumen, Dry :</i> | lb. | | New Zealand | 8,034 | 897 |
| United Kingdom | 7 | 2 | China | 872 | 22 |
| China | 400 | 121 | France | 84 | 17 |
| | 407 | 123 | Italy | 132 | 24 |
| | | | Japan | 421 | 15 |
| 8.— <i>In Liquid Form :</i> | | | Norway | 232 | 9 |
| Commonwealth States | 305,172 | 11,038 | Portugal | 336 | 16 |
| | | | Spain | 618 | 45 |
| | | | Turkey | 100 | 4 |
| | | | Commonwealth States (see | | |
| | | | Item 12F) | 12,467 | 1,136 |
| FISH— | | | | | |
| 9.— <i>Fresh or Preserved by Cold</i> | | | 12D.— <i>Crustaceans :</i> | | |
| <i>Process :</i> | | | United Kingdom | 30 | 6 |
| United Kingdom | 644,588 | 12,968 | New Zealand | 315 | 24 |
| Canada | 9,796 | 291 | Japan | 11,848 | 731 |
| New Zealand | 586,909 | 19,211 | Norway | 1,841 | 168 |
| South African Union | 140,050 | 2,624 | United States of America | 6,737 | 493 |
| Commonwealth States | 33,062 | 1,137 | Commonwealth States (see | | |
| | 1,414,405 | 36,231 | Item 12F) | 20,771 | 1,422 |
| | | | | | |
| 10.— <i>Oysters in Shell :</i> | cwt. | | 12E.— <i>Oysters :</i> | | |
| Commonwealth States | 981 | 2,586 | New Zealand | 38,040 | 2,228 |
| | | | Japan | 131 | 5 |
| | | | United States of America | 309 | 10 |
| | | | Commonwealth States (see | | |
| | | | Item 12F) | 38,480 | 2,243 |
| | | | | | |
| 11.— <i>Potted or Concentrated, etc. :</i> | | | 12F.— <i>Other—Imported from or</i> | | |
| United Kingdom | | 5,716 | <i>via the Commonwealth States,</i> | | |
| Malaya, British | | 7 | <i>not sufficiently described to</i> | | |
| Greece | | 1 | <i>classify as above :</i> | | |
| Italy | | 354 | United Kingdom | 1,365 | 71 |
| Norway | | 12 | Canada | 2,096 | 88 |
| Soviet Union | | 14 | China | 144 | 21 |
| Spain | | 44 | Italy | 148 | 8 |
| Commonwealth States | | 1,542 | Japan | 11,715 | 1,259 |
| | | 7,690 | Norway | 767 | 35 |
| | | | Soviet Union | 434 | 18 |
| | | | Spain | 24 | 3 |
| | | | United States of America | 324 | 33 |
| | | | Commonwealth States | 8,465 | 547 |
| <i>Preserved in Tins, etc.—</i> | lb. | | | 25,482 | 2,083 |
| 12.— <i>Herrings :</i> | | | | | |
| United Kingdom | 246,393 | 5,961 | | | |
| Canada | 47,109 | 1,000 | | | |
| Latvia | 1,002 | 32 | | | |
| Norway | 61,211 | 1,511 | | | |
| Soviet Union | 1,728 | 69 | | | |
| United States of America | 6,733 | 140 | | | |
| | 364,176 | 8,713 | | | |

* Australian produce previously exported now returned to this State.

No. 5.—IMPORTS, 1936-1937—continued.

| Articles and Countries. | According to Country of Origin. | | Articles and Countries. | According to Country of Origin. | |
|---|---------------------------------|--------|--|---------------------------------|---------|
| | Quantity. | Value. | | Quantity. | Value. |
| FISH—continued. | lb. | £ | MEATS, POULTRY, AND GAME—continued. | lb. | £ |
| 13.— <i>Smoked or Dried (not Salted):</i> | | | 24A.— <i>Rabbits and Hares :</i> | | |
| United Kingdom | 12,352 | 265 | Commonwealth States | 70 | 2 |
| Malaya, British | 232 | 12 | | | |
| New Zealand | 6,555 | 167 | 25.— <i>Other :</i> | | |
| China | 717 | 43 | Commonwealth States | 161,545 | 3,198 |
| Italy | 28 | 1 | | | |
| Japan | 75 | 3 | 26.— <i>Preserved in Tins :</i> | | |
| Norway | 8,841 | 327 | United Kingdom | 271 | 16 |
| Commonwealth States | 6,045 | 251 | Malaya, British | 92 | 6 |
| | 34,845 | 1,069 | New Zealand | 8,553 | 604 |
| 14.— <i>N.E.I. :</i> | cwt. | | China | 299 | 21 |
| United Kingdom | 112 | 189 | Italy | 15 | 9 |
| Canada | 2 | 5 | Commonwealth States | 1,094,972 | 37,626 |
| Malaya, British | | 1 | | 1,104,202 | 38,282 |
| New Zealand | 8 | 52 | | | |
| China | 2 | 11 | 27.— <i>Sausage Casings :</i> | cwt. | |
| Germany | 1 | 10 | United Kingdom | 2 | 26 |
| Norway | 5 | 16 | Netherlands | 142 | 2,461 |
| Soviet Union | 5 | 38 | United States of America | 249 | 4,634 |
| Spain | 12 | 50 | Commonwealth States | 1,106 | 13,913 |
| Turkey | 1 | 5 | | 1,499 | 21,034 |
| Commonwealth States | | 5 | | | |
| | 148 | 382 | 28.— <i>Salted and N.E.I. :</i> | | |
| 15.— HONEY— | lb. | | Italy | 5 | 49 |
| Commonwealth States | 66,285 | 1,606 | Commonwealth States | 109 | 521 |
| | | | | 114 | 570 |
| 16.— ISINGLASS— | | | MILK AND CREAM— | lb. | |
| United Kingdom | 493 | 79 | 29.— <i>Dried or in Powdered Form :</i> | | |
| Malaya, British | 1,120 | 174 | Commonwealth States | 1,084,380 | 43,180 |
| Brazil | 112 | 10 | | | |
| China | 40 | 1 | 30.— <i>Malted :</i> | | |
| Japan | 867 | 119 | Commonwealth States | 65,722 | 4,769 |
| | 2,632 | 383 | | | |
| MEATS, POULTRY, AND GAME— | | | <i>Preserved, Condensed, etc. :</i> | | |
| 17.— <i>Bacon and Hams :</i> | | | 31.— <i>Sweetened :</i> | | |
| Commonwealth States | 1,584,554 | 74,559 | *Commonwealth of Australia | 40 | 1 |
| | | | Commonwealth States | 959,661 | 27,418 |
| 18.— <i>Fresh or Smoked :</i> | | | | 959,701 | 27,419 |
| Denmark | 9 | 1 | 32.— <i>Unsweetened :</i> | | |
| | | | Commonwealth States | 804,701 | 39,011 |
| 19.— <i>Potted and Concentrated :</i> | | | Total, Class I. | | 816,248 |
| United Kingdom | | 5,800 | Class II.—Foodstuffs of Vegetable | | |
| Denmark | | 2 | Origin ; Non-Alcoholic Bever- | | |
| Norway | | 5 | ages and Substances used in | | |
| United States of America | | 3 | making. | | |
| Commonwealth States | | 23,077 | AERATED AND MINERAL WATERS— | | |
| | | 28,887 | 34.— <i>Other, including Substances</i> | | |
| <i>Preserved by Cold Process :</i> | | | <i>for Compounding :</i> | | |
| 20.— <i>Beef :</i> | | | United Kingdom | | 102 |
| Commonwealth States | 626,515 | 11,972 | France | | 29 |
| | | | Germany | | 319 |
| 21.— <i>Game :</i> | | | Commonwealth States | | 8,192 |
| United Kingdom | 538 | 45 | | | 8,642 |
| New Zealand | 10 | 1 | 35.— <i>Sparkles :</i> | | |
| Egypt | 144 | 33 | United Kingdom | | 348 |
| Soviet Union | 155 | 9 | | | |
| | 847 | 88 | 36.— ARROWROOT— | | |
| 22.— <i>Mutton and Lamb :</i> | | | West Indies, British | 14 | 1 |
| Commonwealth States | 271,647 | 4,570 | Commonwealth States | 36,114 | 420 |
| | | | | 36,128 | 421 |
| 23.— <i>Pork :</i> | | | | | |
| Commonwealth States | 173,820 | 7,086 | | | |
| | | | | | |
| 24.— <i>Poultry :</i> | | | | | |
| Commonwealth States | 37,444 | 2,088 | | | |

* Australian produce previously exported now returned to this State.

No. 5.—IMPORTS, 1936-1937—continued.

| Articles and Countries. | According to Country of Origin. | | Articles and Countries. | According to Country of Origin. | |
|-----------------------------------|---------------------------------|---------|--------------------------------|---------------------------------|--------|
| | Quantity. | Value. | | Quantity. | Value. |
| 37.—BISCUITS— | lb. | £ | COFFEE AND CHICORY—contd. | lb. | £ |
| United Kingdom | 12,515 | 581 | 49.—Roasted, Ground, or in | | |
| Japan | 592 | 9 | Liquid : | | |
| Norway | 260 | 14 | United Kingdom | 3 | |
| Sweden | 26 | 9 | Malaya, British | 48 | 4 |
| Commonwealth States | 200,187 | 10,390 | Netherlands | 4 | 2 |
| | | | Netherlands East Indies | 28 | 1 |
| | 213,818 | 11,003 | Commonwealth States | 251,776 | 17,934 |
| | | | | 251,859 | 17,941 |
| 38.—CARAMEL, CARAMEL PASTE | | | 52.—CUSTARD POWDERS— | | |
| AND BUTTER— | | | United Kingdom | 542 | 25 |
| United Kingdom | 8,214 | 124 | Commonwealth States | 72,104 | 2,638 |
| Commonwealth States | 10,333 | 415 | | 72,646 | 2,663 |
| | | | | | |
| | 18,547 | 539 | | | |
| CONFECTIONERY— | | | FODDERS— | cwt. | |
| 39.—Chocolte : | | | 53.—Hay and Chaff : | | |
| Commonwealth States | 1,469,350 | 115,119 | United Kingdom | 19 | 4 |
| | | | Commonwealth States | 928 | 374 |
| 40.—Other : | | | | 947 | 378 |
| United Kingdom | 55,602 | 1,755 | 54.—Oilcake, including Linseed | centals. | |
| Malaya, British | 97 | | Cake : | | |
| New Zealand | 1,120 | 62 | United Kingdom | 40 | 21 |
| China | 211 | 4 | Commonwealth States | 22,258 | 9,615 |
| Egypt | 2,261 | 58 | | 22,293 | 9,636 |
| Greece | 498 | 10 | | | |
| Italy | 360 | 6 | FRUITS, DRIED— | | |
| Switzerland | 2,572 | 162 | 56.—Apples, Pears, Peaches, | lb. | |
| United States of America | 770 | 55 | Nectarines and Apricots : | | |
| Commonwealth States | 2,544,832 | 150,822 | Egypt | 253 | 3 |
| | 2,608,323 | 152,934 | Commonwealth States | 411,356 | 13,574 |
| | | | | 411,609 | 13,577 |
| COCOA— | | | 57.—Currants : | | |
| 41.—Cocoa Beans and Shells, | | | Commonwealth States | 77,076 | 1,925 |
| Raw : | | | | | |
| Africa, British West | 113,096 | 2,696 | 58.—Dates : | | |
| Ceylon | 64,960 | 1,837 | Arabia | 691 | 15 |
| | 178,056 | 4,533 | Egypt | 4,215 | 89 |
| | | | Iran | 1,050 | 22 |
| 43.—Cocoa Butter and Substitutes: | | | Iraq | 664,157 | 4,790 |
| United Kingdom | 69,440 | 3,902 | | 670,113 | 4,916 |
| Brazil | 57,507 | 2,077 | 58A.—Figs : | | |
| Netherlands | 68,320 | 3,597 | Turkey | 18,705 | 340 |
| | 195,267 | 9,576 | Commonwealth States (in- | | |
| | | | cluded in Item 62) | 18,705 | 340 |
| 46.—Cocoa and Chocolate for | | | 59.—Pruunes : | | |
| Potable use : | | | Commonwealth States | 375,755 | 8,596 |
| United Kingdom | 10,944 | 467 | | | |
| Commonwealth States | 153,966 | 6,096 | 60.—Raisins : | | |
| | 164,910 | 6,563 | Sultanas : | | |
| | | | Commonwealth States | 97,804 | 2,678 |
| COFFEE AND CHICORY— | | | 61.—Other : | | |
| 47.—Chicory, Raw and Kilm | | | Commonwealth States | 47,640 | 1,670 |
| Dried : | | | | | |
| Commonwealth States | 39,606 | 721 | 62.—Other Dried Fruits :* | | |
| | | | Malaya, British | 488 | 5 |
| 48.—Coffee, Raw and Kilm Dried : | | | China | 228 | 9 |
| Aden | 2,185 | 93 | Turkey | 12 | 1 |
| Africa, British East | 11,219 | 243 | Commonwealth States | 79,137 | 2,767 |
| Ceylon | 210 | 23 | | 79,865 | 2,782 |
| India | 767 | 46 | | | |
| West Indies, British | 1,477 | 96 | | | |
| Abyssinia | 7,727 | 285 | | | |
| Arabia | 21,081 | 606 | | | |
| Costa Rica | 9,310 | 291 | | | |
| Netherlands East Indies | 146,689 | 2,257 | | | |
| Territory of New Guinea | 130 | 5 | | | |
| United States of America | 21 | 2 | | | |
| Commonwealth States | 1,320 | 98 | | | |
| | 202,136 | 4,045 | | | |

* Includes Figs imported from or via the Commonwealth States.

No. 5.—IMPORTS, 1936-1937—continued.

| Articles and Countries. | According to Country of Origin. | | Articles and Countries. | According to Country of Origin. | |
|-------------------------------------|---------------------------------|--------|---|---------------------------------|--------|
| | Quantity. | Value. | | Quantity. | Value. |
| FRUITS, FRESH— | cental. | £ | GINGER—continued. | lb. | £ |
| 64.— <i>Bananas</i> : | | | 76.— <i>Preserved (not in liquid)</i> : | | |
| Netherlands East Indies | 30,925 | 11,917 | China | 5,827 | 133 |
| Commonwealth States | 4,941 | 6,046 | Commonwealth States | 29,613 | 832 |
| | 35,866 | 17,963 | | 35,440 | 965 |
| 67.— <i>N.E.I.</i> : | | | GRAIN AND PULSE— | | |
| Netherlands East Indies | 17 | 14 | <i>Unprepared</i> : | cental. | |
| Commonwealth States | 5,855 | 8,274 | 77.— <i>Barley</i> : | 719 | 324 |
| | 5,902 | 8,288 | Commonwealth States | | |
| FRUITS PRESERVED IN LIQUID— | doz. | | 78.— <i>Beans</i> : | | |
| 69.— <i>Half-Pints</i> : | | | United Kingdom | 7 | 32 |
| Commonwealth States | 1,074 | 321 | India | 663 | 201 |
| | | | Malaya, British | 4 | 2 |
| 70.— <i>Pints</i> : | | | New Zealand | 102 | 237 |
| United States of America | 20 | 6 | South African Union | 132 | 70 |
| Commonwealth States | 44,603 | 15,283 | Bulgaria | 21 | 34 |
| | 44,623 | 15,289 | China | 53 | 60 |
| 71.— <i>Quarts</i> : | | | Egypt | 7 | 10 |
| Malaya, British | 3 | 2 | Italy | 25 | 43 |
| Greece | 1 | 1 | Japan | 47 | 31 |
| United States of America | 6 | 3 | Madagascar | 732 | 461 |
| Commonwealth States | 149,615 | 67,647 | Turkey | 7 | 15 |
| | 149,625 | 67,653 | United States of America | 8 | 13 |
| | | | Commonwealth States (includes Peas) | 5,952 | 4,258 |
| 72.— <i>Exceeding a Quart</i> : | gal. | | | 7,810 | 5,467 |
| Commonwealth States | 1,542 | 362 | 79.— <i>Maize</i> : | | |
| | | | United States of America | | 1 |
| 72A.— FRUIT PULP— | lb. | | Commonwealth States | 3,521 | 2,127 |
| Commonwealth States | 27,688 | 404 | | 3,521 | 2,128 |
| | | | 80.— <i>Oats</i> : | | |
| 73.— FRUIT JUICES AND SYRUPS | gal. | £ | Commonwealth States | 207 | 103 |
| (NON-SPIRITUOUS)— | | | 80A.— <i>Peas</i> : | | |
| United Kingdom | 538 | 81 | New Zealand | 468 | 544 |
| Malaya, British | 53 | 4 | Hungary | 39 | 46 |
| West Indies, British | 1,029 | 148 | Italy | 14 | 24 |
| France | 8 | 2 | Spain | 1 | 4 |
| West Indies, Other | 339 | 49 | Turkey | 3 | 5 |
| Commonwealth States | 8,251 | 4,109 | Commonwealth States (see Item 78) | | |
| | 10,218 | 4,393 | | 525 | 623 |
| GINGER— | | | 81.— <i>Wheat</i> : | | |
| 74.— <i>Green</i> : | lb. | | Commonwealth States | 177 | 104 |
| India | 752 | 26 | 82.— <i>N.E.I.</i> : | | |
| Malaya, British | 928 | 8 | Malaya, British | 2 | 1 |
| West Indies, British | 561 | 30 | Egypt | 10 | 9 |
| China | 1,659 | 19 | Germany | 1 | 2 |
| Japan | 1,275 | 57 | Italy | 9 | 12 |
| Netherlands East Indies | 14 | 1 | Japan | 91 | 48 |
| | 5,189 | 141 | Manchuria | 33 | 12 |
| | | | Rumania | 34 | 21 |
| 74A.— <i>Dry, Unground</i> : | | | United States of America | 1 | 2 |
| India | 8,946 | 199 | Commonwealth States | 93 | 50 |
| West Indies, British | 3,375 | 105 | | 274 | 157 |
| | 12,321 | 304 | <i>Prepared and Manufactured</i> : | | |
| 74B.— <i>Ground</i> : | | | 83.— <i>Barley—Pearl and Scotch</i> : | lb. | |
| United Kingdom | 604 | 53 | Commonwealth States | 390,360 | 2,690 |
| West Indies, British | 28 | 1 | | | |
| Commonwealth States (see Item 126) | | | 84.— <i>Bran, Pollard, and Sharps</i> : | cental. | |
| | 632 | 54 | Commonwealth States | 246 | 98 |
| 75.— <i>In Brine or Syrup</i> : | | | 85.— <i>Cornflour</i> : | lb. | |
| Hong Kong | 40,320 | 299 | United Kingdom | 61 | 8 |
| China | 20,160 | 152 | Commonwealth States | 898,022 | 16,417 |
| Commonwealth States (see Item 76) | | | | 898,083 | 16,425 |
| | 60,480 | 451 | | | |

No. 5.—IMPORTS, 1936-1937—continued.

| Articles and Countries. | According to Country of Origin. | | Articles and Countries. | According to Country of Origin. | |
|--|---------------------------------|---------|---|---------------------------------|--------|
| | Quantity. | Value. | | Quantity. | Value. |
| GRAIN AND PULSE—continued. <i>Prepared and Manufactured—continued.</i> | cental. | £ | LIQUORICE— | lb. | £ |
| 86.— <i>Flour, Wheaten :</i> | | | 99.— <i>Liquorice Root :</i> | | |
| Canada | 137 | 80 | Iran | 1,129 | 10 |
| Commonwealth States | 3,901 | 1,781 | Italy | 126 | 4 |
| | 4,038 | 1,861 | Commonwealth States (see Item 101A) | | |
| | | | | 1,255 | 14 |
| 87.— <i>Malt :</i> | | | 100.— <i>Crude, Crude Paste, and Block Juice :</i> | | |
| Commonwealth States | 38,050 | 30,932 | United States of America | 13,860 | 458 |
| | | | Commonwealth States (see Item 101A) | | |
| 88.— <i>Oatmeal, Wheatmeal, etc. :</i> | lb. | | | 13,860 | 458 |
| Commonwealth States | 2,085,024 | 18,291 | | | |
| | | | 101.— <i>Other :</i> | | |
| 89.— <i>Split Peas :</i> | cental. | | United Kingdom | 21 | 1 |
| Commonwealth States | 6,630 | 4,945 | Italy | 403 | 44 |
| | | | Turkey | 1,120 | 61 |
| 91.— <i>Rice, N.E.I. :</i> | | | Commonwealth States (see Item 101A) | | |
| Malaya, British | 37 | 27 | | 1,544 | 106 |
| China | 112 | 83 | | | |
| Egypt | 1 | 1 | 101A.— <i>Other imported from or via the Commonwealth States, not sufficiently described to classify as above :</i> | | |
| Siam | 142 | 56 | France | 30 | 3 |
| Commonwealth States | 23,172 | 22,982 | Italy | 336 | 31 |
| | 23,464 | 23,149 | Commonwealth States | 2,998 | 199 |
| | | | | 3,364 | 233 |
| 92.— <i>Meal and Flour :</i> | | | 102.— MACARONI AND VERMICELLI— | | |
| China | 1 | 1 | Malaya, British | 453 | 7 |
| Commonwealth States | 895 | 838 | China | 700 | 11 |
| | 896 | 839 | Italy | 4,004 | 53 |
| | | | Japan | 1,394 | 14 |
| 93.— <i>N.E.I. :</i> | | | Commonwealth States | 218,072 | 3,891 |
| United Kingdom | 72 | 78 | | 224,623 | 3,976 |
| Canada | 59 | 48 | | | |
| India | 168 | 79 | 103.— MALT EXTRACT (NON-SPIRITUOUS)— | | |
| Malaya, British | 7 | 6 | United Kingdom | 57,028 | 794 |
| China | 3 | 18 | Commonwealth States | 152,662 | 4,664 |
| Egypt | 1 | 2 | | 209,690 | 5,458 |
| Greece | 1 | 2 | | | |
| Italy | 57 | 52 | 104.— MUSTARD— | | |
| Japan | 51 | 47 | United Kingdom | 869 | 93 |
| Spain | 1 | 6 | Commonwealth States | 38,706 | 5,197 |
| Syria | 1 | 6 | | 39,575 | 5,290 |
| Commonwealth States | 296 | 252 | | | |
| | 731 | 606 | NUTS, EDIBLE— | | |
| | | | 105.— <i>Almonds in Shell :</i> | | |
| 94.— HOPS— | lb. | £ | Commonwealth States | 123,645 | 5,864 |
| Commonwealth States | 203,807 | 20,064 | | | |
| | | | 106.— <i>Almond Kernels, Paste and Meal :</i> | | |
| INFANTS' AND INVALIDS' FOODS— | | | United Kingdom | 5,488 | 346 |
| 95.— <i>Duty Free :</i> | | | Iran | 560 | 48 |
| United Kingdom | 9,098 | 1,182 | Italy | 1,100 | 85 |
| | | | Spain | 3,692 | 237 |
| 96.— <i>Other :</i> | | | Commonwealth States | 24,623 | 2,790 |
| United Kingdom | | 3,281 | | 35,463 | 3,506 |
| New Zealand | | 6 | | | |
| Commonwealth States | | 7,270 | | | |
| | | 10,557 | | | |
| 97.— JAMS AND JELLIES— | | | | | |
| United Kingdom | 2,865 | 80 | | | |
| South African Union | 6 | 5 | | | |
| Greece | 106 | 5 | | | |
| Commonwealth States | 5,119,220 | 115,376 | | | |
| | 5,122,197 | 115,461 | | | |
| 98.— JELLY CRYSTALS AND POWDERS— | | | | | |
| United Kingdom | 27 | 2 | | | |
| Commonwealth States | 283,348 | 11,992 | | | |
| | 283,375 | 11,994 | | | |

No. 5.—IMPORTS, 1936-1937—continued.

| Articles and Countries. | According to Country of Origin. | | Articles and Countries. | According to Country of Origin. | |
|--|---------------------------------|--------|---|---------------------------------|--------|
| | Quantity. | Value. | | Quantity. | Value. |
| NUTS, EDIBLE—continued. | lb. | £ | PICKLES AND SAUCES—continued. | doz. | £ |
| 107.— <i>Other Kernels, Paste and Meal, N.E.I.</i> : | | | 116.— <i>Pints</i> : | | |
| United Kingdom | 560 | 50 | United Kingdom | 15 | 10 |
| India | 400 | 39 | India | 89 | 47 |
| Malaya, British | 84 | 1 | Malaya, British | 4 | 1 |
| West Indies, British | 300 | 27 | China | 11 | 7 |
| Bolivia | 2,249 | 137 | Greece | 4 | 5 |
| Brazil | 3,263 | 265 | Italy | 18 | 14 |
| China | 9,542 | 538 | Commonwealth States | 63,840 | 28,034 |
| France | 3,296 | 171 | | 63,981 | 28,168 |
| Spain | 2,659 | 153 | | | |
| Commonwealth States | 37,913 | 1,717 | | | |
| | 60,266 | 3,098 | 117.— <i>Quarts</i> : | | |
| 108.— <i>Coconuts—Whole</i> : | cwt. | | India | 4 | 4 |
| Netherlands East Indies | 451 | 95 | Greece | 3 | 4 |
| | | | Commonwealth States | 15,457 | 11,301 |
| | | | | 15,464 | 11,309 |
| 109.— <i>Cocoanuts—Prepared</i> : | lb. | | 118.— <i>Gallons</i> : | gal. | |
| Ceylon | 12,268 | 122 | China | 3 | 12 |
| Pacific Islands—Papua ... | 362,971 | 6,638 | Spain | 18 | 582 |
| Territory of New Guinea ... | 27,608 | 778 | Commonwealth States | 714 | 594 |
| Commonwealth States | 3,950 | 109 | | 735 | 594 |
| | 406,797 | 7,647 | 119.— <i>Exceeding a Gallon (Capers and Olives)</i> : | | |
| 110.— <i>Peanuts</i> : | | | China | 7 | 1 |
| Malaya, British | 13 | ... | Egypt | 283 | 65 |
| China | 17,442 | 145 | Greece | 663 | 206 |
| Commonwealth States | 391,984 | 8,706 | Italy | 25 | 10 |
| | 409,439 | 8,851 | Spain | 27 | 5 |
| | | | Commonwealth States (see Item 120) | | |
| 110A.— <i>Peanut Butter</i> : | | | | 1,005 | 287 |
| Commonwealth States ... | 3,671 | 239 | 120.— <i>Other Pickles, etc.</i> : | | |
| 111.— <i>Other, in the Shell</i> : | | | Malaya, British | 10 | 1 |
| India | 25 | 3 | China | 28 | 3 |
| Malaya, British | 140 | 2 | Greece | 49 | 26 |
| West Indies, British | 250 | 22 | Italy | 8 | 5 |
| Brazil | 34,323 | 531 | Japan | 9 | 2 |
| China | 39,396 | 665 | Commonwealth States ... | 1,625 | 1,118 |
| Italy | 29,893 | 602 | | 1,729 | 1,155 |
| Netherlands East Indies | 42 | 2 | 121.— <i>Soy (in bulk)</i> : | | |
| Spain | 112 | 6 | Malaya, British | 1,414 | 173 |
| Commonwealth States ... | 47,188 | 2,161 | China | 250 | 31 |
| | 151,369 | 3,904 | Japan | 520 | 40 |
| | | | | 2,184 | 244 |
| 112.— <i>PEEL—CANDIED, DRAINED OR DRIED—</i> | | | 122.— <i>SAGO—</i> | lb. | |
| Malaya, British | 25 | 1 | Malaya, British ... | 265,730 | 1,178 |
| Malta | 123 | 7 | | | |
| Italy | 109 | 2 | SEEDS (see also Class VII.)— | cental. | |
| Commonwealth States ... | 13,020 | 430 | 123—123A.— <i>Canary, Hemp, and Rape</i> : | | |
| | 13,277 | 440 | United Kingdom | 16 | 33 |
| PICKLES AND SAUCES— | doz. | | India | 134 | 158 |
| 114.— <i>Quarter-Pints</i> : | | | Japan | 184 | 120 |
| United Kingdom | 165 | 39 | Kwantung Peninsula ... | 169 | 64 |
| United States of America | 6 | 6 | Manchuria | 147 | 87 |
| Commonwealth States ... | 4,841 | 1,614 | Netherlands | 515 | 553 |
| | 5,012 | 1,659 | Commonwealth States ... | 1,890 | 3,775 |
| | | | | 3,055 | 4,770 |
| 115.— <i>Half-Pints</i> : | | | 124.— <i>Mustard</i> : | lb. | |
| United Kingdom | 316 | 142 | United Kingdom ... | 728 | 13 |
| India | 32 | 14 | Netherlands ... | 56 | 1 |
| China | 6 | 1 | | 784 | 14 |
| Commonwealth States ... | 30,346 | 11,931 | | | |
| | 30,700 | 12,088 | | | |

No. 5.—IMPORTS, 1936-1937—continued.

| Articles and Countries. | According to Country of Origin. | | Articles and Countries. | According to Country of Origin. | |
|--|---------------------------------|---------|---|---------------------------------|---------|
| | Quantity. | Value. | | Quantity. | Value. |
| SPICES— | lb. | £ | 134.—TAPIOCA— | lb. | £ |
| 125.— <i>Curry</i> : | | | Malaya, British | 192,077 | 914 |
| India | 21,955 | 1,278 | Netherlands East Indies | 136 | 2 |
| Commonwealth States | 12,826 | 548 | Commonwealth States | 875 | 13 |
| | 34,781 | 1,826 | | 193,088 | 929 |
| 126.— <i>Ground, N.E.I.</i> : | | | TEA— | | |
| United Kingdom | 454 | 23 | 135.— <i>In Packages</i> : | | |
| India | 112 | 2 | Ceylon | 2,778 | 259 |
| Malaya, British | 1,544 | 65 | India | 100 | 16 |
| Bulgaria | 112 | 2 | Malaya, British | 201 | 5 |
| Netherlands East Indies | 602 | 28 | China | 2,434 | 111 |
| Commonwealth States | 81,531 | 3,062 | Japan | 312 | 20 |
| | 84,355 | 3,182 | Commonwealth States | 252,297 | 26,957 |
| 126A.— <i>Unground, Cardamon, Chillies, etc.</i> : | | | | 258,122 | 27,368 |
| Africa, British East | 8,006 | 265 | 136.— <i>In Bulk</i> : | | |
| Borneo, British | 65,165 | 1,016 | Ceylon | 1,272,737 | 80,422 |
| Ceylon | 21 | 4 | India | 94,352 | 5,875 |
| India | 35 | 11 | Malaya, British | 33 | 1 |
| Malaya, British | 48,005 | 777 | China | 32,141 | 748 |
| Japan | 1,197 | 12 | Japan | 10,000 | 254 |
| Netherlands East Indies | 236 | 5 | Netherlands East Indies | 2,543,509 | 120,258 |
| Commonwealth States (see Item 127) | | | Commonwealth States | 640 | 46 |
| | 122,665 | 2,090 | | 3,953,412 | 207,604 |
| 127.— <i>Unground, N.E.I.</i> : | | | 137.— VANILLA BEANS— | | |
| Africa, British East | 953 | 40 | Seychelles Islands | 560 | 291 |
| Ceylon | 7 | 2 | France | 1,008 | 503 |
| Malaya, British | 147,323 | 2,671 | Pacific Islands — Society Islands | 4,502 | 1,641 |
| France | 14 | 1 | | 6,070 | 2,435 |
| Japan | 1,017 | 30 | VEGETABLES— | | |
| Netherlands | 2,880 | 55 | 138.— <i>Dried, Drysalted, etc.</i> : | cwt. | |
| Netherlands East Indies | 49 | 3 | United Kingdom | 45 | 160 |
| Commonwealth States | 8,296 | 308 | Malaya, British | 30 | 36 |
| | 160,539 | 3,110 | China | 6 | 30 |
| SUGAR— | cwt. | | Japan | 21 | 52 |
| 128.— <i>The Produce of Cane—Refined</i> : | | | Commonwealth States | 75 | 434 |
| Guatemala | 100 | 51 | | 177 | 712 |
| Gulana, Dutch | 200 | 112 | 139.— <i>Onions</i> : | | |
| Netherlands East Indies | 1 | 2 | Commonwealth States | 39,240 | 22,523 |
| Commonwealth States | 23,932 | 41,913 | 140.— <i>Potatoes</i> : | | |
| | 24,233 | 42,078 | Commonwealth States | 7,081 | 1,623 |
| 128A.— <i>The Produce of Cane—Unrefined</i> : | | | <i>Preserved in Liquid</i> : | | |
| Commonwealth States | 323,541 | 412,513 | 140A.—140E.— <i>Asparagus Tips</i> : | | |
| 129.— <i>Glucose</i> : | | | United States of America | ... | 260 |
| United Kingdom | 2 | 3 | Commonwealth States | ... | 5,187 |
| Germany | ... | 1 | | ... | 5,447 |
| Netherlands | 18 | 35 | 140F.—140K.— <i>Other</i> : | | |
| Netherlands | 1 | 6 | United Kingdom | ... | 74 |
| United States of America | 1,282 | 2,313 | Hong Kong | ... | 1 |
| Commonwealth States | 1,303 | 2,358 | India | ... | 1 |
| 130.— <i>Golden Syrup and Syrups, N.E.I.</i> : | | | China | ... | 19 |
| Commonwealth States | 11,546 | 16,340 | Japan | ... | 60 |
| 131.— <i>Invert Sugar and Invert Syrup, etc.</i> : | | | United States of America | ... | 398 |
| United Kingdom | 12 | 22 | Commonwealth States | ... | 20,186 |
| United States of America | 537 | 389 | | ... | 20,679 |
| | 549 | 411 | 140L.— <i>Tomatoes, Pulped (in vessels exceeding a Quart)</i> : | gal. | |
| 132.— <i>Molasses</i> : | ton. | | Commonwealth of Australia * | 38 | 6 |
| Netherlands East Indies | 376 | 643 | | | |
| United States of America | 1 | 29 | | | |
| Commonwealth States | 1 | 12 | | | |
| | 378 | 684 | | | |

* Australian Produce previously exported now returned to this State

No. 5.—IMPORTS, 1936-1937—*continued*.

| Articles and Countries. | According to Country of Origin. | | Articles and Countries. | According to Country of Origin. | |
|--|---------------------------------|-----------|--|---------------------------------|---------|
| | Quantity. | Value. | | Quantity. | Value. |
| VEGETABLES—<i>continued</i>. | | £ | SPIRITS (BEVERAGES)—<i>continued</i>. | gal. | £ |
| 141.— <i>N.E.I.</i> : | | | 151A.— <i>Bitters</i> : | | |
| United Kingdom | | 1 | West Indies, British | 71 | 162 |
| Malaya, British | | 14 | France | 42 | 39 |
| China | | 16 | Italy | 257 | 201 |
| Japan | | 11 | Commonwealth States, from or <i>via</i> , included in Item 151 | | |
| Commonwealth States | | 5,311 | | 370 | 402 |
| | | 5,353 | | | |
| 142.—VINEGAR— | gal. | | 152.— <i>Rum (Bottled)</i> : | | |
| United Kingdom | 19 | 9 | France | 70 | 47 |
| Japan | 104 | 7 | West Indies—Cuba | 6 | 12 |
| Commonwealth States | 25,011 | 6,184 | Commonwealth States | 290 | 335 |
| | 25,134 | 6,200 | | 366 | 394 |
| Total, Class II. | | 1,662,340 | | | |
| Class III.—Spirituos and Alcoholic Liquors. | | | 153.— <i>Rum (in Bulk)</i> : | | |
| ALE, BEER, AND PORTER— | | | West Indies, British | 464 | 363 |
| 144.— <i>In Bottle</i> : | | | Commonwealth States | 5,960 | 1,818 |
| United Kingdom | 11,070 | 2,864 | | 6,424 | 2,181 |
| Germany | 216 | 24 | 154.— <i>Whisky (Bottled)</i> : | | |
| Greece | 4 | 1 | United Kingdom | 6,633 | 11,488 |
| Commonwealth States | 338,220 | 104,059 | United States of America | 6 | 21 |
| | 349,510 | 106,948 | Commonwealth States | 871 | 1,939 |
| | | | | 7,510 | 13,448 |
| 145.— <i>In Bulk</i> : | | | 155.— <i>Whisky (Bulk)</i> : | | |
| Commonwealth States | 405,796 | 72,924 | United Kingdom | 24,323 | 28,247 |
| | | | Commonwealth States | 26,702 | 19,183 |
| 146.—CIDER AND PERRY— | | | | 51,025 | 47,430 |
| United Kingdom | 159 | 28 | 156.— <i>Other</i> : | | |
| Commonwealth States | 1,167 | 474 | United Kingdom | 80 | 344 |
| | 1,326 | 502 | Norway | 4 | 5 |
| | | | Commonwealth States | 295 | 308 |
| SPIRITS (BEVERAGES)— | | | | 379 | 657 |
| 147.— <i>Brandy (Bottled)</i> : | | | WINE (INCLUDING MEDICATED AND VERMOUTH)— | | |
| France | 924 | 1,670 | 157.— <i>Sparkling</i> : | | |
| Greece | 10 | 8 | France | 160 | 366 |
| Commonwealth States | 1,050 | 1,047 | Germany | 2 | 2 |
| | 1,984 | 2,725 | Italy | 4 | 15 |
| | | | Spain | 4 | 15 |
| 148.— <i>Brandy (Bulk)</i> : | | | Commonwealth States | 2,268 | 3,593 |
| Commonwealth States | 15,595 | 10,431 | | 2,435 | 3,976 |
| | | | 158.— <i>Still (in Bottle)</i> : | | |
| 149.— <i>Gin (Bottled)</i> : | | | †Commonwealth of Aus- tralia | 8 | 8 |
| United Kingdom | 890 | 955 | France | 181 | 164 |
| Netherlands | 1,045 | 2,513 | Germany | 4 | 10 |
| Commonwealth States | 7,246 | 6,284 | Greece | 1 | 1 |
| | 9,181 | 9,752 | Italy | 74 | 76 |
| | | | Portugal | 2 | 3 |
| 150.— <i>Gin (Bulk)</i> : | | | Spain | 48 | 54 |
| Netherlands | 103 | 125 | Commonwealth States | 8,100 | 7,482 |
| Commonwealth States | 12,601 | 5,826 | | 8,423 | 7,798 |
| | 12,704 | 5,951 | 159.— <i>Still (in Bulk)</i> : | | |
| | | | United Kingdom | 18 | 28 |
| 151.— <i>Liqueurs</i> * : | | | Spain | 751 | 453 |
| United Kingdom | 6 | 26 | Commonwealth States | 203,381 | 73,690 |
| Malaya, British | | 1 | | 204,150 | 74,171 |
| South African Union | 20 | 33 | 160.— <i>N.E.I.</i> : | | |
| West Indies, British | 6 | 25 | China | 119 | 226 |
| China | 43 | 17 | | | |
| Denmark | 154 | 254 | Total, Class III. | | 363,521 |
| France | 305 | 572 | | | |
| Greece | 10 | 7 | | | |
| Italy | 84 | 106 | | | |
| Netherlands | 115 | 155 | | | |
| Spain | 8 | 24 | | | |
| Commonwealth States | 1,413 | 2,385 | | | |
| | 2,164 | 3,605 | | | |

* Includes Bitters imported from or *via* the Commonwealth States.

† Australian produce previously exported now returned to this State.

No. 5.—IMPORTS, 1936-1937—continued.

| Articles and Countries. | According to Country of Origin. | | Articles and Countries. | According to Country of Origin. | |
|--|---------------------------------|---------|--|---------------------------------|--------|
| | Quantity. | Value. | | Quantity. | Value. |
| Class IV.—Tobacco and Preparations thereof. | lb. | £ | 173.—SHEEP— | No. | £ |
| <i>Tobacco—</i> | | | United Kingdom | 20 | 590 |
| 162.— <i>Cut, Other:</i> | | | New Zealand | 59 | 179 |
| United Kingdom | 160 | 62 | Commonwealth States | 17,279 | 67,560 |
| United States of America | 51 | 8 | | 17,358 | 68,329 |
| Commonwealth States, from or via, included in Item 163 | | | | | |
| | 211 | 70 | 174.—OTHER ANIMALS— | | |
| | | | United Kingdom | | 170 |
| 163.— <i>Manufactured, N.E.I.:</i> | | | Ceylon | | 22 |
| China | 40 | 23 | Malaya, British | | 367 |
| United States of America | 407 | 362 | New Zealand | | 20 |
| Commonwealth States | 1,111,227 | 448,585 | South African Union | | 4 |
| | 1,111,674 | 448,970 | Belgium | | 7 |
| | | | Italy | | 3 |
| 164.— <i>Unmanufactured:</i> | | | Japan | | 2 |
| Cyprus | 494 | 23 | Netherlands East Indies | | 50 |
| Rhodesia | 10 | 1 | Commonwealth States | | 1,001 |
| Brazil | 1,942 | 53 | | | 1,646 |
| Greece | 2,263 | 232 | Class VI.—Animal Substances, not Foodstuffs. | | |
| Netherlands East Indies | 8,180 | 973 | 179.—GELATINE | lb. | |
| Philippine Islands | 1,600 | 55 | United Kingdom | 168 | 30 |
| Syria | 577 | 26 | France | 15 | 4 |
| Turkey | 471 | 84 | Commonwealth States | 88,797 | 7,526 |
| United States of America | 38,420 | 2,622 | | 88,980 | 7,560 |
| West Indies—Cuba | 9,328 | 528 | 180.—GLUE IN DRY FORM— | | |
| Commonwealth States | 105,892 | 3,105 | United Kingdom | 19,600 | 314 |
| | 160,177 | 7,702 | Commonwealth States | 127,178 | 3,128 |
| 165.—CIGARS— | | | | 146,778 | 3,442 |
| Italy | 48 | 36 | GUT— | | |
| Netherlands | 39 | 41 | 181A.— <i>Imitation:</i> | | |
| Portugal | 9 | 8 | India | 8 | 3 |
| United States of America | 151 | 215 | Japan | 1,145 | 596 |
| West Indies—Cuba | 261 | 405 | | 1,153 | 599 |
| Commonwealth States | 10,644 | 11,076 | 181B.— <i>N.E.I.:</i> | | |
| | 11,152 | 11,781 | India | 214 | 130 |
| 166.—CIGARETTES— | | | Japan | 118 | 53 |
| United Kingdom | 1,538 | 1,236 | Spain | 2 | 1 |
| Malaya, British | 2 | 1 | | 334 | 184 |
| United States of America | 600 | 262 | HAIR AND FIBRE— | | |
| Commonwealth States | 447,354 | 435,462 | 182.— <i>Bridles, Horsehair Drafts:</i> | | |
| | 449,494 | 436,961 | India | 1 | 73 |
| 167.—SNUFF— | | | China | 38 | 390 |
| United Kingdom | 100 | 28 | Japan | | 6 |
| Total, Class IV. | | 905,512 | Commonwealth States, from or via, included in Item 185 | | |
| | | | | 39 | 469 |
| Class V.—Live Animals. | | | 185.— <i>Other:</i> | | |
| 169.—CATTLE— | No. | | China | | 2 |
| United Kingdom | 5 | 138 | Commonwealth States | 166 | 1,676 |
| Commonwealth States | 16,304 | 89,812 | | 166 | 1,678 |
| | 16,309 | 89,950 | HIDES AND SKINS— | | |
| 170.—HORSES— | | | 187.— <i>Cattle:</i> | No. | |
| United Kingdom | 6 | 2,134 | New Zealand | 650 | 1,338 |
| New Zealand | 10 | 2,033 | Commonwealth States | 1,750 | 2,872 |
| Commonwealth States | 471 | 34,972 | | 2,400 | 4,210 |
| | 487 | 39,139 | 190.— <i>Rabbit and Hare:</i> | lb. | |
| 171.—PIGS— | | | Japan | 300 | 22 |
| Commonwealth States | 1 | 10 | 193.— <i>Other:</i> | | |
| | | | Commonwealth States | | 42 |
| 172.—POULTRY— | | | | | |
| United Kingdom | 6 | 41 | | | |
| Commonwealth States | 62 | 41 | | | |
| | 68 | 82 | | | |

No. 5.—IMPORTS, 1936-1937—continued.

| Articles and Countries. | According to Country of Origin. | | Articles and Countries. | According to Country of Origin. | | | |
|---|---|-------------------------------------|---|---------------------------------|-----------------|---------------|----------|
| | Quantity. | Value. | | Quantity. | Value. | | |
| 196.—SHELLS— *Commonwealth of Australia South African Union | cwt. 2 1 | £ 4 6 | FIBRES— 206.— <i>Cair</i> : Ceylon India 208-209.— <i>Cotton Waste</i> : United Kingdom Japan Commonwealth States 212.— <i>Hemp</i> : New Zealand Netherlands East Indies Philippine Islands Commonwealth States 213.— <i>Jute</i> : Ceylon 214.— <i>Kapok</i> : Malaya, British Netherlands East Indies 215.— <i>Oakum and Tow</i> : United Kingdom 216.— <i>Other</i> : Canada India Belgium France Madagascar Mexico Netherlands Commonwealth States 217.— <i>Grass or Straw Braids for Hat Making</i> : Austria Czecho-Slovakia Switzerland 218.— <i>Grass or Straw for Furniture, Mats, etc.</i> : Hong Kong China France GUMS AND RESINS— 220.— <i>Dextrine</i> : United Kingdom Netherlands Commonwealth States 221.— <i>Balata, Gum Arabic, Copal, etc.</i> : United Kingdom Sudan Netherlands East Indies | cwt. 1,467 441 | £ 334 134 | cwt. 1,908 | £ 468 |
| 197.— <i>Greasy</i> : Commonwealth States | lb. 27,246 | 1,853 | | | 4,790 | | |
| 198.— <i>Scoured</i> : Commonwealth States | 12,221 | 1,051 | | | 337 | | |
| 198A.— <i>Tops</i> : Commonwealth States | 655 | 63 | | | 1,766 | | |
| Total, Class VI. | | 21,183 | | | 6,893 | | |
| Class VII.—Vegetable Substances and Fibres. | | | | | 17,292 | | |
| 199.—BROOM CORN MILLET AND RICE STRAW— Commonwealth States | cental. 411 | 1,256 | | | 22,168 | | |
| CORKS AND CORK MANUFACTURES— | lb. | | | | | | |
| 201.— <i>Small Corks, etc.</i> : United Kingdom Portugal Spain Commonwealth States, from or via, included in Item 202 | 98 253 3,885 | 10 53 555 | | | | | |
| 202.— <i>Corks, N.E.I., including Bungis</i> : United Kingdom Portugal Spain Commonwealth States | 4,236 | 618 | | | | | |
| 203.— <i>Cork—Granulated and Waste</i> : Portugal Commonwealth States | cwt. 4,701 † | 3,073 48 | | | | | |
| 203A.— <i>Compressed Cork Boards</i> : United Kingdom Portugal Spain United States of America Commonwealth States | 4,701 | 3,121 | | | | | |
| 203B.— <i>Corkwood</i> : Portugal | cwt. 79 | 105 | | | | | |
| 204.— <i>Cork Manufactures, N.E.I.</i> : United Kingdom Germany Japan Netherlands Portugal Spain United States of America Commonwealth States | | 193 2,049 713 609 1,717 | | | | | |
| | | 5,281 | | | | | |
| | | 11,741 | | | | | |
| | | | | 38 | | | |
| | | | | 63 | | | |
| | | | | 1,178 | | | |
| | | | | 1,279 | | | |
| | | | | 262 | | | |
| | | | | 34 | | | |
| | | | | 191 | | | |
| | | | | 37 | | | |
| | | | | 243 | | | |
| | | | | 89 | | | |
| | | | | 91 | | | |
| | | | | 63 | | | |
| | | | | 3 | | | |
| | | | | 18 | | | |
| | | | | 7 | | | |
| | | | | 28 | | | |

* Australian Produce previously exported now returned to this State.

† Quantity not recorded.

No. 5.—IMPORTS, 1936-1937—*continued.*

| Articles and Countries. | According to Country of Origin. | | Articles and Countries. | According to Country of Origin. | |
|---|---------------------------------|--------|------------------------------------|---------------------------------|--------|
| | Quantity. | Value. | | Quantity. | Value. |
| GUMS AND RESINS—<i>continued.</i> | cwt. | £ | SEEDS—<i>continued.</i> | cental. | £ |
| 222.— <i>Rosin</i> : | | | 234.— <i>Linseed Meal</i> : | | |
| United Kingdom | 4 | 5 | Commonwealth States ... | 44,239 | 18,077 |
| India | 717 | 667 | | | |
| France | 4,111 | 3,020 | 235.— <i>Lucerne</i> : | lb. | |
| Sweden | 222 | 110 | Commonwealth States ... | 6,576 | 420 |
| United States of America | 3,041 | 2,148 | | | |
| | 8,095 | 5,950 | 236.— <i>Other</i> : | | |
| 223.— <i>Shellac</i> : | | | United Kingdom | | 83 |
| United Kingdom | | 3 | New Zealand | | 424 |
| India | 224 | 938 | South African Union | | 981 |
| Commonwealth States | 6 | 41 | Danzig | | 13 |
| | 230 | 982 | Egypt | | 25 |
| 224.— <i>Other</i> : | | | France | | 31 |
| United Kingdom | 53 | 91 | Hungary | | 47 |
| Malaya, British | 60 | 170 | Japan | | 302 |
| Sudan | 5 | 17 | Kwantung Peninsula | | 441 |
| Egypt | 79 | 156 | Manchuria | | 237 |
| Greece | | 1 | Morocco | | 8 |
| Iran | 5 | 224 | Netherlands | | 7 |
| Netherlands East Indies | 2 | 1 | Poland | | 3 |
| Commonwealth States | 101 | 238 | United States of America | | 11 |
| | 305 | 898 | Commonwealth States ... | | 5,708 |
| 225.— HERBS, DRIED, NOT MEDICINAL— | | | | | 8,321 |
| South African Union | | 16 | 237.— SPONGES— | | |
| France | | 117 | United Kingdom | | 10 |
| Greece | | 5 | West Indies, British | | 23 |
| Netherlands East Indies ... | | 2 | Germany | | 8 |
| Yugo-Slavia | | 3 | Greece | | 30 |
| Commonwealth States | | 915 | Japan | | 21 |
| | | 1,058 | Turkey | | 2 |
| 227.— PLANTS, TREES, AND BULBS— | | | Commonwealth States ... | | 265 |
| United Kingdom | | 20 | | | 359 |
| Ceylon | | 1 | 238.— STARCH— | | |
| New Zealand | | 38 | Commonwealth States ... | 410,492 | 11,163 |
| South African Union | | 9 | 239.— STARCH FLOUR— | | |
| Germany | | 3 | United Kingdom | 2,160 | 238 |
| Japan | | 17 | Malaya, British | 40 | 7 |
| Netherlands | | 64 | Netherlands | 1,179 | 13 |
| Commonwealth States | | 5,241 | Netherlands East Indies | 2,400 | |
| | | 5,393 | | 5,779 | 258 |
| SEEDS (SEE ALSO CLASS II.)— | | | TANNING SUBSTANCES— | cwt. | £ |
| 231A.— <i>Gardening and Horticultural</i> : | | | 242.— <i>Other Bark</i> : | | |
| United Kingdom | | 622 | Commonwealth States ... | 5,034 | 2,983 |
| New Zealand | | 282 | 243.— <i>Extract—Wattle Bark</i> : | | |
| Denmark | | 34 | South African Union | 393 | 212 |
| France | | 65 | Commonwealth States | | |
| Germany | | 55 | (from or <i>via</i>) included | | |
| Hungary | | 14 | Item 246 | 393 | 212 |
| Italy | | 26 | 244.— <i>Extract—Quebracho</i> : | | |
| Japan | | 28 | United Kingdom | 21 | 19 |
| Manchuria | | 13 | Argentina | 386 | 353 |
| Netherlands | | 200 | Paraguay | 481 | 428 |
| Poland | | 17 | Commonwealth States, | | |
| United States of America | | 127 | from or <i>via</i> , included in | | |
| Commonwealth States ... | | 6,611 | Item 246 | | |
| | | 8,094 | | 888 | 800 |
| 232.— <i>Kapok and Sesame</i> : | cental. | | 245.— <i>Extract—Other</i> : | | |
| Egypt | 2 | 4 | United Kingdom | 745 | 415 |
| 233.— <i>Linseed</i> : | | | Borneo, British | 82 | 54 |
| India | 122 | 76 | Norway | 21 | 7 |
| New Zealand | 44 | 33 | Turkey | 60 | 72 |
| Commonwealth States | 367 | 372 | Yugo-Slavia | 300 | 272 |
| | 533 | 481 | Commonwealth States, | | |
| | | | from or <i>via</i> , included in | | |
| | | | Item 246 | | |
| | | | | 1,211 | 820 |

No. 5.—IMPORTS, 1936-1937—continued.

| Articles and Countries. | According to Country of Origin. | | Articles and Countries. | According to Country of Origin. | |
|--|---------------------------------|---------|--|---------------------------------|--------|
| | Quantity. | Value. | | Quantity. | Value. |
| TANNING SUBSTANCES—continued. | | £ | (A) APPAREL AND ATTIRE— <i>con'd.</i> | No. | £ |
| 246.— <i>Other (Valonia, Myrabolans, Cutch, etc.): *</i> | | | COSTUMES, DRESSES, OR ROBES (OTHER THAN KNITTED)— | | |
| United Kingdom | | 118 | 252.— <i>Wool or containing Wool:</i> | 51 | 143 |
| Borneo, British | | 14 | United Kingdom | | |
| India | | 51 | Commonwealth States (see Item 262A) | 51 | 143 |
| Malaya, British | | 92 | | | |
| United States of America | | 41 | | | |
| Commonwealth States | | 136 | | | |
| | | 452 | | | |
| Total, Class VII. | | 149,037 | 253.— <i>Silk or containing Silk:</i> | | |
| | | | United Kingdom | 57 | 205 |
| | | | Canada | 57 | 126 |
| | | | United States of America | 4 | 11 |
| | | | Commonwealth States (see Item 262A) | | |
| | | | | 118 | 342 |
| Class VIII.—(a) Apparel, (b) Textiles, and (c) Manufactured Fibres. | | | | | |
| (A) Apparel and Attire— | No. | | 254.—CORSETS— | | |
| BLOUSES AND SKIRTS (OTHER THAN KNITTED)— | | | United Kingdom | | 11 |
| 247.— <i>Cotton, Linen, or Other Material, N.E.I.:</i> | | | United States of America | | 8 |
| United Kingdom | 72 | 17 | Commonwealth States | | 33,895 |
| Hungary | 87 | 15 | | | 33,914 |
| Commonwealth States (see Item 262A) | | | | | |
| | 159 | 32 | | | |
| 248.— <i>Wool or containing Wool:</i> | | | 255.—FURS AND OTHER SKINS, PARTLY OR WHOLLY MADE INTO APPAREL, ETC.— | | |
| United Kingdom | 24 | 11 | United Kingdom | | 38 |
| Commonwealth States (see Item 262A) | | | China | | 12 |
| | 24 | 11 | Commonwealth States, from or via, included in Item 273 | | |
| | | | | | 50 |
| 248A.— <i>Silk or containing Silk:</i> | | | KNITTED— | | |
| United Kingdom | 30 | 13 | 255H.— <i>Bathing Costumes, Wool or containing Wool:</i> | | |
| China | 26 | 8 | United Kingdom | 63 | 49 |
| Hungary | 38 | 16 | Commonwealth States (see Item 256) | | |
| Commonwealth States (see Item 262A) | | | | 63 | 49 |
| | 94 | 37 | | | |
| COATS, GIRLS' (OTHER THAN KNITTED)— | | | 255I.— <i>Blouses and Skirts, Silk or containing Silk:</i> | | |
| 249.— <i>Cotton, Linen, or Other Material, N.E.I.:</i> | | | United Kingdom | 77 | 23 |
| Germany | 2 | 2 | Commonwealth States (see Item 262A) | | |
| Commonwealth States (see Item 262A) | | | | 77 | 23 |
| | 2 | 2 | | | |
| 249A.— <i>Wool or containing Wool:</i> | | | 255K.— <i>Coats, Jumpers, etc., Wool or containing Wool:</i> | | |
| United Kingdom | 69 | 84 | United Kingdom | 968 | 459 |
| Commonwealth States (see Item 262A) | | | Austria | 31 | 21 |
| | 69 | 84 | Commonwealth States (see Item 256) | | |
| | | | | 999 | 480 |
| COATS, WOMEN'S (OTHER THAN KNITTED)— | | | 255L.— <i>Coats, Jumpers, etc., Silk or containing Silk:</i> | | |
| 250.— <i>Cotton, Linen, or Other Materials, N.E.I.:</i> | | | United Kingdom | 3 | 1 |
| United Kingdom | 91 | 31 | Commonwealth States (see Item 262A) | | |
| Commonwealth States (see Item 262A) | | | | 3 | 1 |
| | 91 | 31 | | | |
| 250A.— <i>Wool or containing Wool:</i> | | | 255K.— <i>Underwear, Cotton or other Material, N.E.I.:</i> | | |
| United Kingdom | 375 | 846 | United Kingdom | 6 | 2 |
| Commonwealth States (see Item 262A) | | | Commonwealth States (see Item 256) | | |
| | 375 | 846 | | 6 | 2 |

* Includes all Tanning Substances and Extracts, N.E.I., from or via the Commonwealth States.

No. 5.—IMPORTS, 1936-1937—continued.

| Articles and Countries. | According to Country of Origin. | | Articles and Countries. | According to Country of Origin. | |
|---|---------------------------------|-----------------|---|--|--|
| | Quantity. | Value. | | Quantity. | Value. |
| (A) APPAREL AND ATTIRE— <i>contd.</i> KNITTED— <i>continued.</i> | No. | £ | (A) APPAREL AND ATTIRE— <i>contd.</i> MEN'S AND BOYS' OUTER GARMENTS— <i>continued.</i> | No. | £ |
| 255L.—Underwear, Wool or containing Wool: United Kingdom Commonwealth States (see Item 256). | 19 | 12 | 256F.—Trousers and Knickers— Waist measurement less than 31in.: United Kingdom Commonwealth States (see Item 262A). | 2 | 1 |
| | 19 | 12 | | 2 | 1 |
| 255M.—Underwear, Silk or containing Silk: United Kingdom Commonwealth States (see Item 256). | 18 | 8 | 257A.—NECKTIES FOR HUMAN WEAR— United Kingdom Commonwealth States (see Item 262A). | doz. 52 | 57 |
| | 18 | 8 | | 52 | 57 |
| 255N.—Costumes, Dresses, etc., Cotton or other Material, N.E.I.: United Kingdom Commonwealth States (see Item 256). | 3 | 1 | 257B.—GARTERS—MEN'S— Japan Commonwealth States (see Item 262A). | doz. pairs. 2 | |
| | 3 | 1 | | 2 | |
| 255O.—Costumes, Dresses, etc., Wool or containing Wool: United Kingdom Austria Commonwealth States (see Item 256). | 191 13 | 192 27 | 258.—SHIRTS, PYJAMAS, AND SEWN GARMENTS— United Kingdom Belgium China Germany Japan Commonwealth States (see Item 262A). | | 8 1 29 15 6 |
| | 204 | 219 | | | 59 |
| 255P.—Costumes, Dresses, etc., Silk or containing Silk: United Kingdom Commonwealth States (see Item 256). | 5 | 13 | 258A-261.—SOCKS AND STOCKINGS— United Kingdom United States of America Commonwealth States | | 269 249 162,254 |
| | 5 | 13 | | | 162,772 |
| 256.—N.E.I.—Imported from or via the Commonwealth States, not sufficiently described to classify as above: Commonwealth States | | 32,941 | 262.—OTHER APPAREL AND ATTIRE— United Kingdom Ceylon Hong Kong India Malaya, British South African Union Austria Belgium China Czecho-Slovakia Denmark France Germany Hungary Japan Netherlands Netherlands East Indies Philippine Islands Portugal Switzerland United States of America | | 3,425 3 3 1 2 1 37 14 566 298 2 294 459 26 1,066 16 2 23 2 48 18 |
| MEN'S AND BOYS' OUTER GARMENTS— | | | | | 6,306 |
| 256A.—Overcoats and Suits— Men's—Chest measurement 34in. and over: United Kingdom India China Commonwealth States (see Item 262A). | 954 10 4 | 2,255 6 3 | 262A.—OTHER APPAREL AND ATTIRE— Imported from or via the Commonwealth States, not sufficiently described to classify as above: United Kingdom Japan United States of America Commonwealth States | | 1,436 1,092 14 1,087,672 |
| | 968 | 2,264 | | | 1,090,214 |
| 256C.—Coats and Vests—Men's— Chest measurement 34in. and over: United Kingdom Commonwealth States (see Item 262A). | 740 | 664 | | | |
| | 740 | 664 | | | |
| 256E.—Trousers and Knickers— Waist measurement 31in. and over: United Kingdom India Austria Commonwealth States (see Item 262A). | 266 3 1 | 202 1 1 | | | |
| | 270 | 204 | | | |

No. 5.—IMPORTS, 1936-1937—continued.

| Articles and Countries. | According to Country of Origin. | | Articles and Countries. | According to Country of Origin. | |
|--|---------------------------------|---------|--|---------------------------------|--------|
| | Quantity. | Value. | | Quantity. | Value. |
| (A) APPAREL AND ATTIRE— <i>contd.</i> BOOTS AND SHOES— | pair | £ | (A) APPAREL AND ATTIRE— <i>contd.</i> BUTTONS— | | £ |
| 263.— <i>Wholly of Leather—Men's :</i> | | | 271.— <i>Wholly of Metal (not being partly or wholly of Gold or Silver) :</i> | | |
| United Kingdom | 396 | 314 | United Kingdom | | 275 |
| Czecho-Slovakia | 34 | 8 | Czecho-Slovakia | | 31 |
| Commonwealth States (see Item 265A). | | | France | | 11 |
| | 430 | 322 | Germany | | 26 |
| | | | Commonwealth States (see Item 271D). | | |
| 263A.— <i>Wholly of Leather—Women's and Children's :</i> | | | | | 343 |
| United Kingdom | 1,029 | 343 | 271A.— <i>Non-metallic, other than Glass or Tinsel :</i> | | |
| Austria | 84 | 43 | United Kingdom | | 266 |
| China | 2 | 1 | Austria | | 17 |
| Czecho-Slovakia | 922 | 205 | Czecho-Slovakia | | 186 |
| Switzerland | 523 | 429 | France | | 67 |
| Commonwealth States (see Item 265A). | | | Germany | | 135 |
| | 2,560 | 1,021 | Italy | | 36 |
| | | | Japan | | 50 |
| 263B.— <i>Slippers, Clogs, Pattens, and other Footwear, N.E.I. :</i> | | | Netherlands | | 681 |
| United Kingdom | 1,711 | 276 | Spain | | 5 |
| Malaya, British | 130 | 18 | Switzerland | | 46 |
| China | 534 | 39 | United States of America | | 5 |
| Czecho-Slovakia | 2,839 | 572 | Commonwealth States (see Item 271D). | | |
| Japan | 4,568 | 228 | | | 1,494 |
| Commonwealth States (see Item 265A). | | | | | |
| | 9,782 | 1,133 | 271B.— <i>Other :</i> | | |
| | | | United Kingdom | | 145 |
| 264.— <i>Ladies' Evening Footwear, etc. :</i> | | | Czecho-Slovakia | | 232 |
| United Kingdom | 108 | 28 | France | | 2 |
| Czecho-Slovakia | 560 | 116 | Germany | | 60 |
| Commonwealth States (see Item 265A). | | | Commonwealth States (see Item 271D). | | |
| | 668 | 144 | | | 439 |
| | | | 271C.— <i>Including Blanks of Trochus, Pearl, etc. :</i> | | |
| 265.— <i>Other Footwear with Textile Uppers, etc. :</i> | | | United Kingdom | | 24 |
| Czecho-Slovakia | 1,220 | 268 | Japan | | 543 |
| Switzerland | 176 | 116 | Switzerland | | 12 |
| Commonwealth States (see Item 265A). | | | Commonwealth States (see Item 271D). | | |
| | 1,396 | 384 | | | 579 |
| | | | 271D.— <i>Other—Imported from or via the Commonwealth States not sufficiently described to classify as above :</i> | | |
| 265A.— <i>Other (except Rubber) imported from or via the Commonwealth States not sufficiently described to classify as above :</i> | | | United Kingdom | | 209 |
| Commonwealth States | | 331,233 | Japan | | 20 |
| | | | Commonwealth States | | 1,253 |
| | | | | | 1,482 |
| 266-267.— <i>Rubber :</i> | | | 272.— <i>FEATHERS, DRESSED, ETC. :</i> | | |
| United Kingdom | | 10 | United Kingdom | | 63 |
| Canada | | 9 | Austria | | 56 |
| Japan | | 10 | Czecho-Slovakia | | 6 |
| Commonwealth States | | 39,300 | France | | 67 |
| | | 39,329 | Germany | | 149 |
| | | | Commonwealth States (see Item 292A). | | |
| 268.— <i>Slipper Forms and Piece Goods, etc. :</i> | | | | | 341 |
| United Kingdom | | 289 | 273.— <i>FURS AND OTHER SKINS, DRESSED OR PREPARED, N.E.I.—</i> | | |
| | | | United Kingdom | | 1,456 |
| 269.— <i>Uppers and Tops, etc. :</i> | | | Commonwealth States | | 5,357 |
| United Kingdom | | 12 | | | 6,813 |
| Germany | | 1 | | | |
| | | 13 | | | |

No. 5.—IMPORTS, 1936-1937—continued.

| Articles and Countries. | According to Country of Origin. | | Articles and Countries. | According to Country of Origin. | |
|---|---------------------------------|--------|--|---------------------------------|--------|
| | Quantity. | Value. | | Quantity. | Value. |
| (A) APPAREL AND ATTIRE— <i>contd.</i> GLOVES— | | | (A) APPAREL AND ATTIRE— <i>contd.</i> HATS AND CAPS— <i>continued.</i> | doz. | £ |
| 274.— <i>Harvesting, Driving, etc.</i> : United Kingdom | doz. pair. | 7 | 282A.— <i>Wool Felt Hoods for Women's and Girls' Hats</i> : United Kingdom | 194 | 155 |
| 275.— <i>Other Gloves of Kid or other Leather</i> : | | | Commonwealth States (see Item 287). | 194 | 155 |
| United Kingdom | 358 | 843 | 282B.— <i>Felt Hats and Felt Capelines for Women and Girls—Fur</i> : | | |
| Belgium | 333 | 688 | United Kingdom | 96 | 402 |
| Czecho-Slovakia | 390 | 835 | Austria | 2 | 6 |
| France | 68 | 250 | Commonwealth States (see Item 287). | 98 | 408 |
| Germany | 99 | 225 | 282C.— <i>Felt Hats and Felt Capelines for Women and Girls—Wool</i> : | | |
| Hungary | 72 | 179 | United Kingdom | 63 | 117 |
| Italy | 736 | 1,164 | Poland | 12 | 9 |
| Luxemburg | 53 | 126 | Commonwealth States (see Item 287). | 75 | 126 |
| Switzerland | 1 | 1 | 282D.— <i>Fur Felt Hoods for Women and Girls</i> : United Kingdom | 29 | 162 |
| Commonwealth States (from or <i>via</i>) included in Item 276. | | | Commonwealth States (see Item 287). | 29 | 162 |
| | 2,110 | 4,311 | 283.— <i>Firemen's Helmets and Miners' Hats</i> : United Kingdom | | |
| 276.— <i>All other Gloves, except Rubber*</i> : | | | United States of America | 84 | 3 |
| United Kingdom | | 2,670 | Commonwealth States (see Item 287). | 84 | 450 |
| Austria | | 18 | | | |
| Belgium | | 17 | | 84 | 453 |
| China | | 24 | 284.— <i>Berets, Bonnets, N.E.I.</i> : | | |
| Czecho-Slovakia | | 267 | United Kingdom | 56 | 233 |
| France | | 71 | India | 190 | 200 |
| Germany | | 5,912 | China | 2 | 2 |
| Italy | | 89 | Czecho-Slovakia | 2 | 5 |
| Japan | | 148 | France | 1 | 3 |
| Luxemburg | | 100 | Japan | 1 | 1 |
| Commonwealth States | | 1,403 | United States of America | 8 | 54 |
| | | | Commonwealth States (see Item 287). | 260 | 498 |
| | | 10,719 | 286.— <i>Hoods, Panama and Pandan</i> : Japan | 1 | 1 |
| 277.—HAIR NETS AND ARTICLES, N.E.I.— | | | Commonwealth States (see Item 287). | 1 | 1 |
| United Kingdom | | 157 | 286A.— <i>Hoods, Other</i> : | | |
| China | | 93 | Italy | 13 | 7 |
| France | | 34 | Japan | 134 | 53 |
| Japan | | 1 | Switzerland | 2 | 4 |
| | | 285 | Commonwealth States (see Item 287). | 140 | 64 |
| HATS AND CAPS— | | | 287.— <i>Hats and Caps of all descriptions, N.E.I., imported from or via the Commonwealth States not sufficiently described to classify as above</i> : | | |
| 279A.— <i>Bathing Hats and Caps of Rubber or other Material</i> : | doz. | | United Kingdom | | 714 |
| United Kingdom | 79 | 48 | India | | 37 |
| Germany | 39 | 15 | Commonwealth States | | 99,100 |
| Hungary | 4 | 4 | | | |
| Japan | 2 | 1 | | | |
| Commonwealth States (see Item 287). | | | | | |
| | 124 | 68 | | | |
| 280.— <i>Caps, Sewn</i> : United Kingdom | 12 | 31 | | | |
| Commonwealth States (see Item 287). | | | | | |
| | 12 | 31 | | | |
| 281.— <i>Fur Felt Hats, N.E.I.</i> : | | | | | |
| United Kingdom | 312 | 2,018 | | | |
| Canada | 8 | 40 | | | |
| France | 4 | 31 | | | |
| Italy | 8 | 56 | | | |
| United States of America | 6 | 43 | | | |
| Commonwealth States (see Item 287). | | | | | |
| | 338 | 2,188 | | | |
| 282.— <i>Wool Felt Hats, N.E.I.</i> : United Kingdom | 2 | 4 | | | |
| Commonwealth States (see Item 287). | | | | | |
| | 2 | 4 | | | |

* Includes all kinds of Gloves from or *via* the Commonwealth States.

No. 5.—IMPORTS, 1936-1937—continued.

| Articles and Countries. | According to Country of Origin. | | Articles and Countries. | According to Country of Origin. | |
|--|---------------------------------|--------|--|---------------------------------|-----------|
| | Quantity. | Value. | | Quantity. | Value. |
| (A) APPAREL AND ATTIRE—contd. TRIMMINGS AND ORNAMENTS— 289.— <i>Artificial Plants, Flowers, Fruits, etc.</i> : | | £ | (A) APPAREL AND ATTIRE—contd. TRIMMINGS AND ORNAMENTS—con- tinued. | | £ |
| United Kingdom | | 737 | 291.— <i>Cotton, Featherstitch Braids, Piping, Tinsel Cloth, etc.</i> : | | |
| Austria | | 26 | United Kingdom | | 18 |
| Belgium | | 549 | France | | 89 |
| China | | 2 | Germany | | 8 |
| Czecho-Slovakia | | 335 | Commonwealth States (see Item 292A). | | |
| France | | 125 | | | 115 |
| Germany | | 1,037 | 291A.— <i>Galloons and Ribbons, N.E.I.</i> : | | |
| Japan | | 90 | United Kingdom | yds. | 232 |
| Poland | | 9 | Belgium | 23,985 | 22 |
| Switzerland | | 3 | France | 7,776 | 646 |
| Commonwealth States | | 2,442 | Germany | 202,874 | 791 |
| | | 5,355 | Japan | 296,267 | 59 |
| 289B.— <i>Badges, Emblems, etc., wholly of Metal (not Gold or Silver)</i> : | | 90 | Switzerland | 71,496 | 1,179 |
| United Kingdom | | 90 | United States of America Commonwealth States (see Item 292A). | 791 | 8 |
| Commonwealth States (see Item 292A). | | 90 | | 965,627 | 2,937 |
| 289C.— <i>Badges, Emblems, etc., N.E.I.</i> : | | 8 | 291B.— <i>Galloons and Ribbons having not more than 48 Ribs to the inch, etc.</i> : | | |
| United Kingdom | | 8 | United Kingdom | 9,750 | 102 |
| Commonwealth States (see Item 292A). | | 8 | France | 41,206 | 115 |
| | | 8 | Germany | 2,746 | 18 |
| 289E.— <i>Buckles, Clasps, Slides, etc., wholly of Metal (not Gold or Silver)</i> : | | 188 | Commonwealth States (see Item 292A). | | 58,702 |
| United Kingdom | | 74 | | | 235 |
| Czecho-Slovakia | | 60 | 292.— <i>Woven Materials in the Piece or otherwise</i> : | | |
| Germany | | 4 | United Kingdom | | 121 |
| United States of America Commonwealth States (see Item 292A). | | 326 | Belgium | | 28 |
| | | 326 | Netherlands | | 3 |
| 289F.— <i>Buckles, Clasps, Slides, etc., Non-metallic, other than Glass, Tinsel, etc.</i> : | | 161 | Commonwealth States (see Item 292A). | | 152 |
| United Kingdom | | 2 | 292A.— <i>Trimnings and Orna- ments, N.E.I., Imported from or via the Commonwealth States, not sufficiently de- scribed to classify as above</i> : | | |
| Austria | | 456 | United Kingdom | | 1,326 |
| Czecho-Slovakia | | 44 | Germany | | 35 |
| France | | 241 | Switzerland | | 3 |
| Germany | | 41 | Commonwealth States | | 4,521 |
| Japan | | 428 | | | 5,885 |
| Netherlands | | 14 | 293.— <i>UMBRELLAS, PARASOLS, AND SUNSHADES—</i> | | |
| Switzerland | | 2 | United Kingdom | | 100 |
| United States of America Commonwealth States (see Item 292A). | | 1,389 | Japan | | 252 |
| | | 1,389 | Commonwealth States | | 2,458 |
| 289G.— <i>Buckles, Clasps, Slides, etc., N.E.I.</i> : | | 2 | | | 2,810 |
| United Kingdom | | 1 | Total, Class VIII.A. | | 1,858,618 |
| Austria | | 2 | | | |
| China | | 350 | (B) TEXTILES— | | |
| Czecho-Slovakia | | 1 | 294.— <i>ARTICLES, N.E.I., PARTLY OR WHOLLY MADE UP—</i> | | |
| Germany | | 356 | United Kingdom | | 1,497 |
| Commonwealth States (see Item 292A). | | 356 | Canada | | 74 |
| | | 356 | India | | 3 |
| 290.— <i>N.E.I.</i> : | | 1,420 | Austria | | 5 |
| United Kingdom | | 39 | Belgium | | 1 |
| Austria | | 7 | China | | 8 |
| China | | 514 | Czecho-Slovakia | | 11 |
| Czecho-Slovakia | | 200 | France | | 15 |
| France | | 206 | Germany | | 16 |
| Germany | | 63 | Japan | | 224 |
| Japan | | 19 | Norway | | 4 |
| Switzerland | | 20 | Switzerland | | 1 |
| United States of America Commonwealth States (see Item 292A). | | 2,488 | United States of America Commonwealth States | | 178 |
| | | 2,488 | | | 5,236 |
| | | 2,488 | | | 7,273 |

No. 5.—IMPORTS, 1936-1937—continued.

| Articles and Countries. | According to Country of Origin. | | Articles and Countries. | According to Country of Origin. | |
|---|---------------------------------|-------------------------------------|--|---------------------------------|-------------------------------------|
| | Quantity. | Value. | | Quantity. | Value. |
| (B) TEXTILES—continued. | | £ | (B) TEXTILES—continued. | | £ |
| 294A.—ARTICLES PARTLY OR WHOLLY OF FELT— | | | 301.—CURTAIN CLIPS, BANDS, LOOPS, AND HOLDERS, ETC.— | | |
| United Kingdom | ... | 59 | United Kingdom | ... | 70 |
| Belgium | ... | 6 | Commonwealth States | ... | (from or via) included in Item 300. |
| France | ... | 4 | United States of America | ... | 70 |
| United States of America | ... | 23 | Commonwealth States | ... | (from or via) included in Item 294. |
| Commonwealth States | ... | 92 | United States of America | ... | 150 |
| BLANKETS, RUGS, ETC.— | | | India | ... | 2 |
| 295.—Blankets and Blanketing : | | | Commonwealth States | ... | (from or via) included in Item 294. |
| United Kingdom | ... | 1,520 | | | 152 |
| India | ... | 74 | FLOOR COVERINGS— | | |
| Japan | ... | 396 | 303.—Carpets and Carpeting, Floor Rugs, etc. : | | |
| Norway | ... | 2 | United Kingdom | ... | 41,791 |
| United States of America | ... | 14 | India | ... | 800 |
| Commonwealth States | ... | 18,237 | Belgium | ... | 2,715 |
| | | 20,293 | China | ... | 195 |
| 296.—Buggy Rugs and Aprons, etc. : | | | Germany | ... | 179 |
| United Kingdom | ... | 2 | Japan | ... | 167 |
| Commonwealth States | ... | (from or via) included in Item 297 | United States of America | ... | 8 |
| | | 2 | Commonwealth States | ... | 13,766 |
| 297.—Rugs, N.E.I., and Rugging : * | | | | | 59,621 |
| United Kingdom | ... | 2,286 | 303A.—Linoleum—Plain : | | |
| Aden | ... | 4 | United Kingdom | sq. yd. | 319 |
| New Zealand | ... | 99 | Commonwealth States | 2,720 | (from or via) included in Item 304. |
| Germany | ... | 42 | | | 319 |
| Commonwealth States | ... | 6,197 | 304.—Linoleum—Other : | | |
| | | 8,628 | United Kingdom | ... | 31,647 |
| 298.—BRAIDS, FRINGES OR EDGINGS OF TEXTILE MATERIALS— | | | Canada | ... | 99 |
| United Kingdom | ... | 279 | Netherlands | ... | 180 |
| France | ... | 24 | United States of America | ... | 328 |
| Germany | ... | 298 | Commonwealth States | ... | 21,870 |
| Japan | ... | 34 | | | 54,124 |
| Commonwealth States | ... | (from or via) included in Item 294. | 304A.—Mats (Carriage) of Textile Material : | | |
| | | 635 | United Kingdom | ... | 77 |
| 299.—COSIES, CUSHIONS, D'OYLES, TRAY CLOTHS, ETC.— | | | United States of America | ... | 4 |
| United Kingdom | ... | 1,522 | Commonwealth States | ... | (from or via) included in Item 306. |
| Hong Kong | ... | 42 | | | 81 |
| India | ... | 128 | 305.—Mats and Matting of Coir : | | |
| Belgium | ... | 37 | India | ... | 2,147 |
| China | ... | 1,860 | China | ... | 19 |
| Czecho-Slovakia | ... | 20 | Commonwealth States | ... | (from or via) included in Item 306. |
| Germany | ... | 91 | | | 2,166 |
| Japan | ... | 70 | 306.—Mats and Matting (Grass) and N.E.I. : | | |
| Philippine Islands | ... | 1 | United Kingdom | ... | 185 |
| Portugal | ... | 194 | Channel Islands | ... | 26 |
| Soviet Union | ... | 13 | Hong Kong | ... | 77 |
| Switzerland | ... | 2 | India | ... | 79 |
| Commonwealth States | ... | 515 | China | ... | 181 |
| | | 4,495 | Japan | ... | 70 |
| 300.—CURTAINS AND TEXTILE BLINDS, N.E.I.— | | | Commonwealth States | ... | 789 |
| United Kingdom | ... | 577 | | | 1,407 |
| China | ... | 28 | | | |
| Czecho-Slovakia | ... | 9 | | | |
| Japan | ... | 48 | | | |
| United States of America | ... | 13 | | | |
| Commonwealth States | ... | 2,153 | | | |
| | | 2,828 | | | |

* Includes all kinds of Rugs and Rugging from or via the Commonwealth States.

No. 5.—IMPORTS, 1936-1937—continued.

| Articles and Countries. | According to Country of Origin. | | Articles and Countries. | According to Country of Origin. | |
|---|---------------------------------|--------|--|---------------------------------|--------|
| | Quantity. | Value. | | Quantity. | Value. |
| (B) TEXTILES—continued. | | £ | (B) TEXTILES—continued. | sq. yd. | £ |
| 306A.—Roof Coverings in the Piece —Floor Coverings, etc.: | | | PIECE GOODS—continued. | | |
| United Kingdom | | 451 | COTTON, N.E.I.— | | |
| Canada | | 87 | 312.—Grey, Unbleached: | | |
| Japan | | 1 | United Kingdom | 250,527 | 5,942 |
| United States of America | | 72 | Japan | 170,522 | 2,256 |
| | | 611 | Switzerland | 579 | 38 |
| | | | Commonwealth States (see Item 319B). | | |
| 307.—HANDKERCHIEFS AND SER- VIETTES OF COTTON OR LINEN— | | | | 421,628 | 8,236 |
| United Kingdom | | 7,122 | 313.—White, Bleached: | | |
| Austria | | 65 | Commonwealth of Aus- tralia* | 18 | 5 |
| China | | 62 | United Kingdom | 1,377,757 | 35,548 |
| Czecho-Slovakia | | 25 | Germany | 1,898 | 29 |
| France | | 34 | Japan | 110,265 | 1,624 |
| Germany | | 137 | Switzerland | 2,094 | 65 |
| Japan | | 22 | Commonwealth States (see Item 319B). | | |
| Madeira | | 17 | | 1,491,532 | 37,271 |
| Portugal | | 5 | 314.—Dungaree, Denims, etc., Dyed or Coloured Woven, weighing more than 6oz., but less than 18oz. per sq. yd.: | | |
| Soviet Union | | 4 | United Kingdom | 48,250 | 2,366 |
| Switzerland | | 1,382 | Japan | 4,543 | 78 |
| Commonwealth States | | 6,752 | Commonwealth States (see Item 319B). | | |
| | | 15,627 | | 52,793 | 2,444 |
| | | | 314A.—Dungaree, Denims, etc., other, weighing more than 3oz. per sq. yd.: | | |
| 307A.—HANDKERCHIEFS, SER- VIETTES, ETC., IMPORTED UN- HEMMEED, UNBOXED, ETC.— | sq. yd. | | United Kingdom | 5,681 | 463 |
| United Kingdom | 27,952 | 2,687 | Malaya, British | 93 | 6 |
| Germany | 307 | 18 | Commonwealth States (see Item 319B). | | |
| Japan | 675 | 13 | | 5,774 | 469 |
| Netherlands | 206 | 10 | | | |
| | 29,140 | 2,728 | | | |
| PIECE GOODS— | | | 314B.—Dungaree, Denims, etc., Undyed, whether Bleached or Unbleached, more than 6oz. and less than 18oz. per sq. yd.: | | |
| 308.—BOOKBINDERS' CLOTH AND BURTING— | | | United Kingdom | 10,770 | 481 |
| United Kingdom | 15,997 | 664 | Malaya, British | 31 | 2 |
| Commonwealth States (from or <i>via</i>) included in Item 348. | | | Commonwealth States (see Item 319B). | | |
| | 15,997 | 664 | | 10,801 | 483 |
| 309.—CANVAS AND DUCK, WATER- PROOFED, ETC.— | | | 314C.—Drills, Dungarees, etc., weighing 6oz. or less per sq. yd., or 18oz. and over per sq. yd.: | | |
| United Kingdom | 21,647 | 2,616 | United Kingdom | 90,252 | 2,786 |
| Commonwealth States (from or <i>via</i>) included in Item 310. | | | Japan | 11,495 | 196 |
| | 21,647 | 2,616 | Commonwealth States (see Item 319B). | | |
| 310.—CANVAS AND DUCK, N.E.I.— | | | | 101,747 | 2,982 |
| United Kingdom | | 26,844 | 314D.—For the Manufacture of Shirts, etc.: | | |
| India | | 156 | United Kingdom | 228,843 | 6,439 |
| Belgium | | 120 | Japan | 108,137 | 1,648 |
| Germany | | 29 | Commonwealth States (see Item 319B). | | |
| Japan | | 5,918 | | 386,980 | 8,087 |
| Commonwealth States | | 2,803 | | | |
| | | 35,870 | 315.—Leather Cloth: | | |
| 311.—COTTON AND LINEN—DE- FINED FOR CUTTING UP, ETC., EXCEPT FOWELLING— | | | United Kingdom | | 1,116 |
| United Kingdom | 73,043 | 2,557 | Germany | | 2 |
| Irish Free State | 96 | 3 | Japan | | 21 |
| Belgium | 2,214 | 79 | Commonwealth States (see Item 319B). | | 8,088 |
| Japan | 1,867 | 32 | | | 9,227 |
| Netherlands | 166 | 9 | | | |
| Commonwealth States (see Item 319B). | | | | | |
| | 77,386 | 2,680 | | | |
| 311A.—CALICO FOR BAG MAKING— | lin. yd. | | | | |
| United Kingdom | 6,533 | 46 | | | |
| Japan | 1,258,154 | 12,943 | | | |
| Commonwealth States (see Item 319B). | | | | | |
| | 1,264,687 | 12,989 | | | |

* Australian produce previously exported, now returned to this State.

No. 5.—IMPORTS, 1936-1937—continued.

| Articles and Countries. | According to Country of Origin. | | Articles and Countries. | According to Country of Origin. | |
|---|---------------------------------|--------|---|---------------------------------|--------|
| | Quantity. | Value. | | Quantity. | Value. |
| (B) TEXTILES—continued. | | £ | (B) TEXTILES—continued. | sq. yd. | £ |
| PIECE GOODS—continued. | | | PIECE GOODS—continued. | | |
| COTTON, N.E.I.—continued. | | | FELTS— | | |
| 315A.—Leathercloth Binding : | | | 320.—Floor Felts and Pads : | | |
| United Kingdom | | 22 | Commonwealth States | | 2,046 |
| Commonwealth States, from or via, included in Item 315. | | 22 | 322.—Felt of Wool or containing Wool : | | |
| | | | United Kingdom | 76 | 45 |
| | | | Commonwealth States, from or via, included in Item 326. | | |
| 316.—Cotton Tweeds : | sq. yd. | | | 76 | 45 |
| United Kingdom | 887 | 41 | | | |
| Japan | 6,375 | 116 | 323.—Other, except of Wool or Paper : | | |
| Commonwealth States (see Item 319B). | | | United Kingdom | 518 | 15 |
| | 7,262 | 157 | Commonwealth States, from or via, included in Item 326. | | |
| 316A.—Cotton Tape : | | | | 518 | 15 |
| United Kingdom | | 1,022 | 324.—Felt for Asbestos Cement Sheet-making Machines : | | |
| Germany | | 7 | Belgium | | 144 |
| Commonwealth States (see Item 319B). | | 1,029 | Sweden | | 91 |
| | | | Commonwealth States, from or via, included in Item 326. | | 235 |
| 317.—Oil Baize or Similar Fabrics, etc. : | | | | | |
| United Kingdom | 99,942 | 4,179 | 326.—Felt, except Floor Felts and Pads, imported from or via the Commonwealth States, not sufficiently described to classify as above : | | |
| United States of America | 500 | 23 | United Kingdom | | 3 |
| Commonwealth States (see Item 319B). | | | Commonwealth States | | 8,548 |
| | 100,442 | 4,202 | | | 8,551 |
| 318.—Knitted or Lock-stitched Cottons, in Tubular Form or otherwise : | | | | | |
| United Kingdom | 125,336 | 1,919 | 327.—HESSIANS, BRATTICE CLOTH, ETC.— | | |
| Commonwealth States (see Item 319B). | | | United Kingdom | | 3,267 |
| | 125,336 | 1,919 | India | | 25,656 |
| | | | Commonwealth States | | 26 |
| 319.—Printed, Dyed or Coloured, N.E.I. : | | | | | 27,949 |
| United Kingdom | 2,031,682 | 63,626 | 328.—HOP-CLOTH, FILTER CLOTH FOR MINES, ETC.— | | |
| Canada | 20,458 | 711 | United Kingdom | 36,965 | 3,158 |
| India | 433 | 30 | Commonwealth States, from or via, included in Item 348. | | |
| Austria | 77 | 5 | | 36,965 | 3,158 |
| Belgium | 71,535 | 3,052 | 329.—HAIR CLOTH AND CLOTH OF HAIR, ETC.— | | |
| France | 516 | 79 | United Kingdom | 19,544 | 1,739 |
| Germany | 2,640 | 191 | Japan | 2,489 | 29 |
| Japan | 429,064 | 5,770 | Commonwealth States, from or via, included in Item 348. | | |
| Netherlands | 3,892 | 180 | | 22,033 | 1,768 |
| Switzerland | 2,121 | 145 | 330.—LACE FOR ATTIRE—LACE FLOUNCINGS, ETC.— | | |
| Commonwealth States (see Item 319B). | | | United Kingdom | | 5,559 |
| | 2,562,418 | 73,789 | China | | 273 |
| 319A.—Tapestries : | | | Czecho-Slovakia | | 31 |
| United Kingdom | 580 | 87 | France | | 379 |
| Belgium | 11,104 | 969 | Germany | | 149 |
| France | 63 | 15 | Norway | | 14 |
| Germany | 3,214 | 401 | Switzerland | | 28 |
| Italy | 295 | 16 | Commonwealth States | | 203 |
| Netherlands | 228 | 15 | | | 6,636 |
| Commonwealth States (see Item 319B). | | | | | |
| | 15,484 | 1,503 | | | |
| 319B.—N.E.I., imported from or via the Commonwealth States, not sufficiently described to classify as above : | | | | | |
| United Kingdom | | 9,997 | | | |
| Canada | | 132 | | | |
| Japan | | 1,639 | | | |
| United States of America | | 17 | | | |
| Commonwealth States | | 17,410 | | | |
| | | 29,195 | | | |

No. 5.—IMPORTS, 1936-1937—continued.

| Articles and Countries. | According to Country of Origin. | | Articles and Countries. | According to Country of Origin. | |
|---|---------------------------------|--------|---|---------------------------------|--------|
| | Quantity. | Value. | | Quantity. | Value. |
| (B) TEXTILES—continued. PIECE GOODS—continued. LINEN PIECE GOODS— 331.—N.E.I.: | sq. yd. | £ | (B) TEXTILES—continued. PIECE GOODS—continued. SILK—continued. 334c.—Silk, Artificial, or containing Artificial Silk (but not Wool)—Knitted, etc.: | sq. yd. | £ |
| United Kingdom | 71,376 | 5,556 | United Kingdom | 4,568 | 289 |
| Belgium | 213 | 12 | Commonwealth States (see Item 335). | | |
| Czecho-Slovakia | 201 | 18 | | 4,568 | 289 |
| Commonwealth States, from or via, included in Item 348. | | | | | |
| | 71,790 | 5,586 | | | |
| 331A.—Defined for Cutting-up etc.: | | | 335.—Silk or Artificial Silk imported from or via the Commonwealth States, not sufficiently described to classify as above: | | |
| United Kingdom | 11,248 | 943 | United Kingdom | | 8,497 |
| Czecho-Slovakia | 228 | 16 | Canada | | 33 |
| Commonwealth States, from or via, included in Item 348. | | | Czecho-Slovakia | | 33 |
| | 11,476 | 959 | France | | 1,410 |
| | | | Italy | | 3 |
| 332.—SADDLERS' WEBS, UPHOLSTERERS' WEBS— | | | Japan | | 4,311 |
| United Kingdom | | 201 | Switzerland | | 60 |
| India | | 388 | United States of America | | 13 |
| Belgium | | 100 | Commonwealth States | | 7,866 |
| Germany | | 51 | | | 22,226 |
| Commonwealth States, from or via, included in Item 348. | | | | | |
| | | 740 | 335A.—SPONGE CLOTHS, SWEAT RAGS, ETC.— | | |
| | | | United Kingdom | | 399 |
| 333.—SADDLERS' KERSEY, SADDLERS' SERGE, ETC.— | | | Commonwealth States, from or via, included in Item 348. | | |
| United Kingdom | 262 | 34 | | | 399 |
| Commonwealth States, from or via, included in Item 348. | | | | | |
| | 262 | 34 | | | |
| SILK— | | | 336.—VELVETS, VELVETEENS, PLUSHES, ETC.— | | |
| 334.—Silk or containing Silk, but not Wool: | | | United Kingdom | | 3,613 |
| United Kingdom | 1,251 | 311 | Belgium | | 5,200 |
| Ceylon | 71 | 4 | Czecho-Slovakia | | 278 |
| Hong Kong | 20 | 5 | France | | 2,335 |
| Malaya, British | 20 | 1 | Germany | | 380 |
| China | 110 | 9 | Italy | | 492 |
| France | 1,245 | 223 | Japan | | 141 |
| Germany | 290 | 81 | Netherlands | | 7 |
| Japan | 147,710 | 8,059 | Commonwealth States | | 1,017 |
| Switzerland | 101 | 18 | | | 13,463 |
| Commonwealth States (see Item 335). | | | | | |
| | 150,818 | 8,711 | WATERPROOF CLOTH PREPARED WITH RUBBER, OIL, CELLULOID, ETC.— | | |
| | | | 337.—Silk or containing Silk (but not Wool): | | |
| 334A.—Silk, Artificial, or containing Artificial Silk, etc.: | | | United Kingdom | 485 | 26 |
| United Kingdom | 771,513 | 42,812 | Belgium | 192 | 10 |
| Canada | 4,807 | 457 | Commonwealth States, from or via, included in Item 348. | | |
| Austria | 1,576 | 220 | | 677 | 36 |
| Belgium | 5,180 | 486 | | | |
| Czecho-Slovakia | 1,689 | 224 | 338.—Wool or containing Wool: | | |
| France | 6,810 | 888 | United Kingdom | 350 | 21 |
| Germany | 52,740 | 5,748 | Commonwealth States, from or via, included in Item 348. | | |
| Hungary | 30,277 | 1,694 | | 350 | 21 |
| Italy | 13,536 | 949 | | | |
| Japan | 1,583,530 | 39,349 | 339.—N.E.I.: | | |
| Netherlands | 10 | 2 | United Kingdom | 2,606 | 323 |
| Spain | 6,541 | 408 | Germany | 1,942 | 74 |
| Switzerland | 21,081 | 1,531 | Japan | 439 | 35 |
| United States of America | 1,969 | 153 | United States of America | 68 | 15 |
| Commonwealth States (see Item 335). | | | Commonwealth States, from or via, included in Item 348. | | |
| | 2,501,239 | 94,916 | | | |
| 334B.—Silk or containing Silk (but not Wool), Knitted, etc.: | | | | | |
| United Kingdom | 2,568 | 201 | | | |
| Commonwealth States (see Item 335). | | | | | |
| | 2,568 | 201 | | | |
| | | | | 5,050 | 447 |

No. 5.—IMPORTS, 1936-1937—continued.

| Articles and Countries. | According to Country of Origin. | | Articles and Countries. | According to Country of Origin. | |
|---|---------------------------------|---------|--|---------------------------------|--------|
| | Quantity. | Value. | | Quantity. | Value. |
| (B) TEXTILES—continued. PIECE GOODS—continued. 339A.—WATERPROOFED TAPE OR TEXTILE STRIP— | | £ | (B) TEXTILES—continued. PIECE GOODS—continued. FOR THE MANUFACTURE OF TIES— 346C.—Other Materials : | sq. yds. | £ |
| United Kingdom | | 232 | United Kingdom | 162 | 6 |
| Belgium | | 6 | Commonwealth States, from or <i>via</i> , included in Item 348. | | |
| Japan | | 3 | | 162 | 6 |
| United States of America Commonwealth States, from or <i>via</i> , included in Item 348. | | 167 | | | |
| | | 408 | 347.—N.E.L., NOT WOOL OR SILK, ETC.— | | |
| 340.—WICK (CANDLE AND LAMP) —COTTON— | | | United Kingdom | 668,988 | 17,588 |
| United Kingdom | | 97 | Japan | 21,658 | 454 |
| Commonwealth States, from or <i>via</i> , included in Item 348. | | | Commonwealth States, from or <i>via</i> , included in Item 348. | | |
| | | 97 | | 690,646 | 18,042 |
| WOOLLENS— | | | 348.—OTHER PIECE GOODS †— | | |
| 341.—Flannels, including Domett : | | | United Kingdom | | 1,613 |
| United Kingdom | | 490 | Belgium | | 15 |
| Commonwealth States | | 3,842 | Italy | | 12 |
| | | 4,332 | Japan | | 601 |
| 342A.—Moquettes : | sq. yds. | | Switzerland | | 19 |
| Belgium | 29,034 | 3,046 | United States of America Commonwealth States | | 111 |
| Commonwealth States (see Item 346). | | | | | 20,989 |
| | 29,034 | 3,046 | | | 28,360 |
| 343.—Worsted, for Human Wear : | | | 349.—TABLE COVERS, SHEETS, COUNTERPANES, ETC. ‡— | | |
| United Kingdom | 1,814 | 419 | United Kingdom | | 5,104 |
| Belgium | 18 | 3 | Irish Free State | | 9 |
| Commonwealth States (see Item 346). | | | Belgium | | 111 |
| | 1,832 | 422 | China | | 262 |
| 344.—Other, for Human Wear— Wholly Woollen : | | | Czecho-Slovakia | | 25 |
| United Kingdom | 13,803 | 2,981 | France | | 17 |
| France | 70 | 15 | Germany | | 62 |
| Commonwealth States (see Item 346). | | | Italy | | 1 |
| | 13,873 | 2,996 | Japan | | 886 |
| 345.—Woolen mixed with Cotton, etc. : | | | Madeira | | 124 |
| United Kingdom | 2,058 | 323 | Netherlands | | 21 |
| Commonwealth States (see Item 346). | | | Portugal | | 7 |
| | 2,058 | 323 | Soviet Union | | 9 |
| 346.—Other Woollens * : | | | Switzerland | | 18 |
| United Kingdom | | 2,546 | United States of America Commonwealth States | | 42 |
| Germany | | 56 | | | 18,361 |
| Japan | | 50 | | | 25,059 |
| Commonwealth States | | 175,256 | QUILTS— | | |
| | | 177,908 | 349A.—Marcella, Honeycomb, etc. : | | |
| FOR THE MANUFACTURE OF TIES— | | | United Kingdom | | 5,626 |
| 346A.—Silk or chiefly of Silk : | | | Belgium | | 6 |
| United Kingdom | 20 | 1 | Japan | | 196 |
| Commonwealth States, from or <i>via</i> , included in Item 335. | | | Commonwealth States, from or <i>via</i> , included in Item 349. | | |
| | 20 | 1 | | | 5,828 |
| | | | 349B.—Feather or Down : | | |
| | | | United Kingdom | | 431 |
| | | | Japan | | 7 |
| | | | Commonwealth States, from or <i>via</i> , included in Item 349. | | |
| | | | | | 438 |
| | | | 349C.—Other : | | |
| | | | United Kingdom | | 208 |
| | | | Japan | | 109 |
| | | | Commonwealth States, from or <i>via</i> , included in Item 349. | | |
| | | | | | 317 |

* Includes all kinds of Woollens imported from or *via* the Commonwealth States not sufficiently described to classify. † Includes all kinds of Piece Goods imported from or *via* the Commonwealth States not sufficiently described to classify. ‡ Includes Quilts, Towels and Towelling, imported from or *via* the Commonwealth States, not sufficiently described to classify.

No. 5.—IMPORTS, 1936-1937—continued.

| Articles and Countries. | According to Country of Origin. | | Articles and Countries. | According to Country of Origin. | |
|---|---------------------------------|--------|---|---------------------------------|---------|
| | Quantity. | Value. | | Quantity. | Value. |
| (B) TEXTILES—continued. | lb. | £ | (B) TEXTILES—continued. | | £ |
| SEWING AND OTHER COTTONS, THREADS, ETC.— | | | TOWELS AND TOWELLING—contd. | | |
| 350.—Sewing and Embroidery Silks and Twists: | | | 352B.—Towels, White (other than Jacquard): | | |
| United Kingdom | 8,643 | 3,107 | United Kingdom | | 5,628 |
| Germany | 798 | 734 | China | | 11 |
| Commonwealth States (see Item 351A). | | | Czecho-Slovakia | | 11 |
| | 9,441 | 3,841 | Japan | | 1,059 |
| | | | Commonwealth States, from or via, included in Item 349. | | |
| 350A.—Threads and Cottons, N.E.I., for Household Use: | | | | | 6,709 |
| United Kingdom | 18,347 | 7,708 | 352C.—Towels Coloured or of Jacquard Type: | | |
| Commonwealth States (see Item 351A). | | | United Kingdom | | 10,628 |
| | 18,347 | 7,708 | Hong Kong | | 5 |
| 350B.—Sewing Threads and Cottons, N.E.I.: | | | Japan | | 291 |
| United Kingdom | 17,458 | 3,903 | Commonwealth States from or via, included in Item 349 | | |
| Commonwealth States (see Item 351A). | | | | | 10,924 |
| | 17,458 | 3,903 | 353.—WADDINGS AND COTTON WOOL, NOT MEDICATED, N.E.I.— | | |
| 350C.—Sewing Threads, not for Household Use: | | | United Kingdom | | 398 |
| United Kingdom | 3,211 | 870 | Japan | | 9 |
| Commonwealth States (see Item 351A). | | | Commonwealth States | | 6,635 |
| | 3,211 | 870 | | | 7,042 |
| 351.—Crochet, Knitting, Mercerized, etc.: | | | 353A.—COTTON WOOL—ABSORBENT, NOT MEDICATED— | lb. | |
| United Kingdom | 11,944 | 6,409 | United Kingdom | 13,970 | 630 |
| France | 69 | 50 | Commonwealth States, from or via, included in Item 353. | | |
| Germany | 67 | 21 | | 13,970 | 630 |
| Commonwealth States (see Item 351A). | | | | | 943,422 |
| | 12,080 | 6,480 | | | |
| 351A.—Sewing and other Cottons, Threads, etc., imported from or via the Commonwealth States, not sufficiently described to classify as above: | | | (C) YARNS AND MANUFACTURED FIBRES— | | |
| United Kingdom | | 452 | BAGS AND SACKS— | | |
| India | | 29 | 354.—Bran, Chaff, and Compressed Fodder: | doz. | |
| Germany | | 102 | India | 120,900 | 24,856 |
| Commonwealth States | | 4,449 | | | |
| | | 5,032 | 355.—Corn and Flour: | | |
| 352.—TENTS AND SAILS— | | | India | 508,782 | 118,602 |
| New Zealand | | 10 | | | |
| Commonwealth States | | 430 | 356.—Gunny, Potato, Onion, and Coal: | | |
| | | 440 | India | | 9 |
| TOWELS AND TOWELLING— | | | Commonwealth States | | 8 |
| 352A.—Huckabuck and Towelling in the Piece, etc.: | | | | | 17 |
| United Kingdom | | 11,206 | 357.—Ore: | | |
| Hong Kong | | 1 | Commonwealth of Australia* | 19 | 3 |
| China | | 18 | | | |
| Japan | | 7 | 358.—Second-hand: | | |
| Portugal | | 11 | India | | 43 |
| Commonwealth States, from or via, included in Item 349. | | 11 | Commonwealth States | | 496 |
| | | 11,243 | | | 539 |
| | | | 360.—Woolpacks: | | |
| | | | India | 19,439 | 23,198 |
| | | | Commonwealth States | 610 | 816 |
| | | | | 20,049 | 24,014 |

* Australian Produce previously exported now returned to this State.

No. 5.—IMPORTS, 1936-1937—continued.

| Articles and Countries. | According to Country of Origin. | | Articles and Countries. | According to Country of Origin. | |
|---|---------------------------------|--------|---|---------------------------------|---------|
| | Quantity. | Value. | | Quantity. | Value. |
| (C) YARNS AND MANUFACTURED FIBRES—continued. | | £ | (C) YARNS AND MANUFACTURED FIBRES—continued. | lb. | £ |
| BAGS AND SACKS—continued. | | | YARNS—continued. | | |
| 361.—N.E.I. including Bags of Calico, Hessian, etc.: | | | Cotton Yarns— | | |
| United Kingdom | | 1 | 370D.—For Cordage and Twines: | | |
| Commonwealth States | | 370 | United Kingdom | 15,835 | 538 |
| | | 371 | Commonwealth States, from or via, included in Item 371. | | |
| | | | | 15,835 | 538 |
| 362.—NETS AND NETTING FOR FISHING AND RABBITING— | | | 370F.—Single Ply Yarns, etc.: | | |
| United Kingdom | | 245 | United Kingdom | 1,680 | 84 |
| Commonwealth States | | 296 | Commonwealth States, from or via, included in Item 371. | | |
| | | 541 | | 1,680 | 84 |
| CORDAGE AND TWINES— | | | 371.—All other Cotton Yarns: | | |
| 363-364.—Twines—Cotton and N.E.I.: | cwt. | | United Kingdom | | 65 |
| United Kingdom | 46 | 378 | Commonwealth States | | 10,419 |
| Japan | 1 | 7 | | | 10,484 |
| Commonwealth States | 2,312 | 18,445 | | | |
| | 2,359 | 18,830 | 372.—Flax: | | |
| 365.—Other Cotton, Cordage and Rope: | | | United Kingdom | 816 | 204 |
| United Kingdom | 51 | 628 | | | |
| France | 1 | 13 | 375.—Woolen (Carded): | | |
| Germany | | 28 | United Kingdom | 102 | 33 |
| United States of America, Commonwealth States, from or via, included in Item 366. | | 2 | Commonwealth States, from or via, included in Item 377. | | |
| | 52 | 671 | | 102 | 33 |
| 366.—Cordage and Rope—Other: | | | 376.—Worsted (Combed or Carded): | | |
| United Kingdom | | 235 | United Kingdom | 3,591 | 1,078 |
| India | | 2 | Germany | 9 | 3 |
| Japan | | 9 | Commonwealth States, from or via, included in Item 377. | | |
| Norway | | 5 | | 3,600 | 1,081 |
| Switzerland | | 1 | | | |
| United States of America, Commonwealth States | | 18 | 377.—Other Woolen (including Mohair and Alpaca)*: | | |
| | | 5,055 | United Kingdom | | 444 |
| | | 5,325 | France | | 16 |
| 367.—Reaper and Binder Twines and Yarns: | | | Germany | | 4 |
| United Kingdom | 100 | 242 | Commonwealth States | | 52,803 |
| Commonwealth States | 200 | 582 | | | 53,267 |
| | 300 | 824 | 377A.—Artificial Silk: | | |
| 368.—Sliver Cordage, with Metal Core, etc.: | | | United Kingdom | 548 | 94 |
| United Kingdom | | 1 | | | |
| Commonwealth States | | 2,050 | 377B.—Silk or mixed with Artificial Silk: | | |
| | | 2,051 | United Kingdom | | 23 |
| 368A.—Textile Boot, Shoe, and Corset Laces, etc.: | | | Commonwealth States | | 494 |
| United Kingdom | | 84 | | | 517 |
| Belgium | | 22 | 378.—N.E.I.: | | |
| Japan | | 285 | Commonwealth States | | 131 |
| Commonwealth States, from or via, included in Item 294. | | 391 | | | 263,817 |
| | | | Total, Class VIII.C. | | |
| YARNS— | | | | | |
| 369.—Coir: | lb. | | | | |
| India | 50,465 | 349 | | | |

* Includes all classes of Woollen Yarns from or via Commonwealth States not sufficiently described to classify.

No. 5.—IMPORTS, 1936-1937—continued.

| Articles and Countries. | According to Country of Origin. | | Articles and Countries. | According to Country of Origin. | |
|--|---------------------------------|--------|--|---------------------------------|---------|
| | Quantity. | Value. | | Quantity. | Value. |
| Class IX.—Oils, Fats, and Waxes. | owt. | £ | OILS (IN BULK)—continued. | gal. | £ |
| 379.—GREASES, INCLUDING AXLE GREASE— | | | 390A.—Cod Liver—Refined (not Compounded): | | |
| United Kingdom | 2,588 | 2,803 | United Kingdom | 500 | 100 |
| Germany | 127 | 128 | Norway | 756 | 116 |
| Netherlands East Indies | 1 | 7 | | 1,256 | 216 |
| United States of America | 4,211 | 4,269 | 391.—Colza : | | |
| Commonwealth States | 102 | 144 | United Kingdom | 4 | 1 |
| | 7,029 | 7,351 | 392.—Cotton Seed : | | |
| 380.—LARD AND LARD OIL, AND EDIBLE FATS, N.E.I.— | lb. | | Commonwealth States | 2,754 | 838 |
| Malaya, British | 136 | 3 | 393.—Fish, Seal, and Penguin—Unrefined : | | |
| Denmark | 2,240 | 36 | United Kingdom | 1,212 | 80 |
| United States of America | 832 | 20 | Japan | 587 | 62 |
| Commonwealth States | 960,688 | 28,839 | United States of America | 80 | 20 |
| | 963,896 | 28,898 | Commonwealth States | 558 | 154 |
| | | | | 2,437 | 316 |
| 381-385.—OILS (IN VESSELS), NOT EXCEEDING ONE GALLON— | | | 394.—Kerosene—Power : | | |
| United Kingdom | | 1,063 | Borneo, British | 1,285 | 14 |
| China | | 16 | Netherlands East Indies | 3,043,319 | 37,464 |
| France | | 13 | United States of America | 395,777 | 5,652 |
| Germany | | 7 | Commonwealth States | 8 | 1 |
| Greece | | 19 | | 3,440,389 | 43,131 |
| Italy | | 81 | 394A.—Kerosene and other Refined Petroleum Burning Oils, N.E.I. : | | |
| Netherlands East Indies | | 96 | Netherlands East Indies | 1,292,738 | 16,695 |
| Sweden | | 3 | United States of America | 218,065 | 3,104 |
| United States of America | | 175 | | 1,510,803 | 19,799 |
| Commonwealth States | | 3,751 | 395.—Linseed : | | |
| | | 5,224 | United Kingdom | 2,195 | 283 |
| OILS (IN BULK)— | | | Commonwealth States | 83,827 | 19,318 |
| 386.—Birch Tar, Pine, Fir Tree, and Camphor : | gal. | | | 86,022 | 19,601 |
| United Kingdom | 46 | 31 | 396.—Lubricating (Mineral) : | | |
| Germany | 1 | | United Kingdom | 30,626 | 2,946 |
| United States of America | 3,797 | 542 | New Zealand | 45 | 13 |
| Commonwealth States, from or via, included in Item 410. | | | Germany | 118,149 | 5,096 |
| | 3,844 | 573 | Japan | 489 | 68 |
| 387.—Castor : | | | Mexico | 9,018 | 244 |
| United Kingdom | 707 | 202 | Netherlands East Indies | 33,574 | 3,203 |
| Ceylon | 120 | 15 | Soviet Union | 27,117 | 1,505 |
| India | 2,253 | 290 | United States of America | 1,322,549 | 84,195 |
| United States of America | 132 | 46 | Commonwealth States | 17,387 | 3,213 |
| Commonwealth States | 7,340 | 2,056 | | 1,558,954 | 100,483 |
| | 10,552 | 2,609 | 399.—Olive : | | |
| 388.—China : | | | Algeria | 924 | 383 |
| Malaya, British | 60 | 8 | France | 15,125 | 5,351 |
| China | 213 | 31 | Greece | 606 | 251 |
| | 273 | 39 | Italy | 3,181 | 1,855 |
| 389.—Coal Tar—Crude or Refined : | | | Spain | 1,144 | 298 |
| United Kingdom | 1,002 | 124 | Tunis | 96 | 45 |
| United States of America | 46 | 4 | Commonwealth States | 4,833 | 2,371 |
| Commonwealth States | 3,508 | 191 | | 25,909 | 10,554 |
| | 4,556 | 319 | 400.—Petroleum—Crude : | | |
| 390.—Coconut : | | | Norway | 120 | 1 |
| Malaya, British | 43 | 5 | 401.—Petroleum and Shale Spirit, including Benzine, etc. : | | |
| China | 32 | 4 | United Kingdom | 25 | 8 |
| Commonwealth States | 29,928 | 5,046 | Germany | 10 | 4 |
| | 30,003 | 5,055 | Netherlands East Indies | 28,481,056 | 378,227 |
| | | | United States of America | 3,119,117 | 51,228 |
| | | | | 26,600,208 | 429,467 |

No. 5.—IMPORTS, 1936-1937—continued.

| Articles and Countries. | According to Country of Origin. | | Articles and Countries. | According to Country of Origin. | |
|---|---------------------------------|---------|--|---------------------------------|---------|
| | Quantity. | Value. | | Quantity. | Value. |
| OILS (IN BULK)—continued. | gal. | £ | WAXES—continued. | lb. | £ |
| 402.— <i>Residual</i> : | | | 415.— <i>Carnauba—Japanese and Vegetable, N.E.I.</i> : | | |
| Netherlands East Indies | 37,894,065 | 209,293 | United Kingdom | 5,013 | 214 |
| United States of America | 2,493,725 | 15,154 | Brazil | 4,105 | 340 |
| | 40,387,790 | 224,447 | Commonwealth States, from or via, included in Item 418. | | |
| 403.— <i>Solar</i> : | | | | 9,118 | 554 |
| Netherlands East Indies | 279,942 | 2,639 | 416.— <i>Ceresine</i> : | | |
| | | | United Kingdom | 6,216 | 168 |
| 405.— <i>Turkey Red and other Vegetable Paint Oils, N.E.I.</i> : | | | Commonwealth States, from or via, included in Item 418. | | |
| United Kingdom | 990 | 101 | | 6,216 | 168 |
| 406.— <i>Turpentine</i> : | | | 417.— <i>Paraffin</i> : | | |
| United Kingdom | 100 | 13 | United Kingdom | 20,397 | 275 |
| United States of America | 27,454 | 2,985 | India | 11,200 | 128 |
| Commonwealth States | 1,494 | 217 | France | 242 | 13 |
| | 29,048 | 3,215 | Japan | 4 | 2 |
| 407.— <i>Turpentine Substitutes</i> : | | | Netherlands East Indies | 114,529 | 1,049 |
| Netherlands East Indies | 38,088 | 728 | United States of America | 4,505 | 58 |
| United States of America | 20,400 | 409 | Commonwealth States | 224 | 11 |
| | 58,488 | 1,137 | | 151,101 | 1,536 |
| 409.— <i>Wool Fat, Degras and Sod Oils—Unrefined</i> : | | | 418.— <i>N.E.I., including Mixed or Compound Waxes, etc.</i> : | | |
| United Kingdom | 117 | 8 | United Kingdom | 1,393 | 63 |
| | | | Netherlands East Indies | 5,384 | 71 |
| 410.— <i>N.E.I., including Vegetable (Unspecified) and Tallow Oil</i> : | | | Commonwealth States | 1,326 | 134 |
| United Kingdom | 6,832 | 960 | | 8,103 | 268 |
| Africa, British West | 149 | 15 | Total, Class IX. | | 926,741 |
| Malaya, British | 87 | 11 | | | |
| Belgium | 1,650 | 234 | Class X.—Paints and Varnishes. | | |
| China | 69 | 8 | PAINTS AND COLOURS— | | |
| France | 1 | 1 | 419.— <i>Barytes</i> : | cwt. | |
| Germany | 2,661 | 401 | United Kingdom | 3 | 4 |
| Japan | 750 | 110 | Commonwealth States | 387 | 154 |
| Netherlands East Indies | 606 | 138 | | 390 | 158 |
| Norway | 40 | 1 | 420.— BLACKS—BONE, IVORY, LAMP AND VEGETABLE— | | |
| Spain | 6 | 7 | United Kingdom | 33 | 72 |
| United States of America | 5,977 | 1,072 | Belgium | 2 | 7 |
| Commonwealth States | 39,963 | 8,565 | United States of America | 21 | 53 |
| | 58,791 | 11,523 | Commonwealth States | 226 | 117 |
| 411.— PETROLEUM JELLY, IN PACKAGES NOT LESS THAN 3 CWT.— | cwt. | | | 282 | 249 |
| United States of America | 544 | 254 | 421.— BRONZING AND METAL POWDERS— | | |
| Commonwealth States | 6 | 7 | United Kingdom | 1 | 17 |
| | 550 | 261 | Germany | 3 | 23 |
| 412.— STEARINE (STEARIC ACID)— | lb. | | Commonwealth States, from or via, included in Item 432. | | |
| United Kingdom | 14 | | | 4 | 40 |
| Commonwealth States | 272,388 | 6,356 | 422.— BRONZING AND METAL LIQUIDS— | | |
| | 272,402 | 6,356 | United States of America | 5 | 9 |
| 413.— TALLOW— | cwt. | | Commonwealth States, from or via, included in Item 432. | | |
| Commonwealth States | 20 | 22 | | 5 | 9 |
| WAXES— | lb. | | | | |
| 414.— <i>Beeswax</i> : | | | | | |
| United Kingdom | 30 | 3 | | | |
| Commonwealth States | 1,260 | 28 | | | |
| | 1,290 | 31 | | | |

No. 5.—IMPORTS, 1936-1937—*continued.*

| Articles and Countries. | According to Country of Origin. | | Articles and Countries. | According to Country of Origin. | |
|--|---------------------------------|--------|---|---------------------------------|--------|
| | Quantity. | Value. | | Quantity. | Value. |
| PAINTS AND COLOURS— <i>continued.</i> DRY COLOURS— 423.— <i>London Purple, Paris Green, Ceramic Colours, etc.:</i> | | | PAINTS AND COLOURS— <i>continued.</i> 433.—ENAMELS, ENAMEL PAINTS, AND GLOSSES— | | |
| United Kingdom | 72 | 333 | United Kingdom | 159 | 708 |
| Commonwealth States, from or <i>via</i> , included in Item 424 . | | | United States of America | 200 | 408 |
| | | | Commonwealth States | 419 | 2,359 |
| | 72 | 333 | | 778 | 3,475 |
| 423A.— <i>Red Lead:</i> | | | 434.—PUTTY— | | |
| United Kingdom | 19 | 33 | United Kingdom | 69 | 84 |
| Norway | 2 | | Belgium | 640 | 220 |
| Commonwealth States | 313 | 813 | Commonwealth States | 358 | 550 |
| | 334 | 846 | | 1,067 | 854 |
| 424.— <i>Dry Colours, N.E.I.:</i> | | | 435.—SHEEP-MARKING OIL— | | |
| United Kingdom | 1,114 | 1,540 | United States of America | 189 | 339 |
| Belgium | 3 | 3 | Commonwealth States | 987 | 2,455 |
| France | 65 | 62 | | 1,176 | 2,794 |
| Germany | 4 | 21 | 436.—SHIPS' ANTI-FOULING COMPOSITION— | | |
| Japan | | 1 | United Kingdom | 45 | 195 |
| Spain | 119 | 50 | Commonwealth States, from or <i>via</i> , included in Item 432. | | |
| United States of America | 3 | 19 | | 45 | 195 |
| Commonwealth States | 1,843 | 2,877 | | | |
| | 3,151 | 4,573 | | | |
| 426.—GROUND IN LIQUID (EXCEPT WHITE LEAD)— | | | 436A.—SHOW-CARD COLOURS IN LIQUID FORM— | | |
| United Kingdom | 71 | 129 | United Kingdom | Fluid oz. 832 | 14 |
| Commonwealth States | 740 | 2,055 | Commonwealth States, from or <i>via</i> , included in Item 432. | | |
| | 811 | 2,184 | | 832 | 14 |
| 427.—KALSOmine, WATER PAINTS, AND DISTEMPERS, ETC.— | | | 436B.—THINNERS, COMPOUNDED, FOR NITRO CELLULOSE AND ACETYL CELLULOSE, VARNISHES AND LACQUERS— | | |
| United States of America | 57 | 121 | United Kingdom | | 25 |
| Commonwealth States | 4,026 | 7,412 | Commonwealth States | | 3,449 |
| | 4,083 | 7,533 | | | 3,474 |
| 428.—LEAD OXIDES (INCLUDING LITHARGE) | | | 437.—WHITE LEAD, DRY OR IN OIL— | | |
| United Kingdom | 66 | 149 | Commonwealth States | cwt. 2,752 | 7,832 |
| Spain | 146 | 77 | | | |
| Commonwealth States | 943 | 2,183 | 438.—WHITING AND PARIS WHITE— | | |
| | 1,155 | 2,409 | United Kingdom | 2,190 | 189 |
| 429.—LITHOPONE— | | | Commonwealth States | 62 | 30 |
| United Kingdom | 260 | 209 | | 2,252 | 219 |
| Commonwealth States, from or <i>via</i> , included in Item 432. | | | 439.—ZINC OXIDES— | | |
| | 260 | 209 | United Kingdom | 42 | 45 |
| 430A.—PAINTS AND LACQUERS WITH CELLULOSE BASE— | | | United States of America | 9 | 164 |
| United Kingdom | | 48 | Commonwealth States | 612 | 1,182 |
| Commonwealth States | | 20,432 | | 663 | 1,341 |
| | | 20,480 | 440.—OTHER, INCLUDING ARTISTS' COLOURS— | | |
| 431.—PATENT DRYERS AND THE LIKE— | | | United Kingdom | | 215 |
| United Kingdom | 8 | 9 | China | | 1 |
| | | | Commonwealth States, from or <i>via</i> , included in Item 432. | | |
| 432.—PREPARED FOR USE (NOT ENAMEL)— | | | | | 216 |
| United Kingdom | 541 | 1,290 | | | |
| Germany | | 11 | | | |
| United States of America | 10 | 29 | | | |
| Commonwealth States | 18,257 | 79,641 | | | |
| | 18,808 | 80,971 | | | |

No. 5.—IMPORTS, 1936-1937—continued.

| Articles and Countries. | According to Country of Origin. | | Articles and Countries. | According to Country of Origin. | |
|---|---------------------------------|---------|--|---------------------------------|--------|
| | Quantity. | Value. | | Quantity. | Value. |
| VARNISHES, STAINS, LACQUERS AND THE LIKE— | gal. | £ | 449.—COKE— | ton. | £ |
| 441.— <i>Berlin, Brunswick, and Stoving Blacks, etc.</i> : | | | United Kingdom | 2,000 | 3,126 |
| United Kingdom | 813 | 128 | Africa, Portuguese East.... | 5 | 8 |
| | | | Germany | 1,764 | 2,095 |
| 442.— <i>Liquid Sizes, Oil and Wood Finishes, etc.</i> : | | | Commonwealth States | 1,422 | 3,840 |
| United Kingdom | | 162 | | 5,191 | 9,069 |
| United States of America | | 20 | 455.—FIRECLAY— | cwt. | |
| Commonwealth States | | 1,899 | United Kingdom | 1,425 | 475 |
| | | 2,081 | Commonwealth States | 3,856 | 583 |
| 442A.— <i>Damp Wall Compositions</i> : | | | | 4,781 | 1,058 |
| United Kingdom | | 48 | 458.—MICA AND MANUFACTURES THEREOF, N.E.I.— | | |
| Commonwealth States, from or via, included in Item 442. | | 48 | United Kingdom | | 27 |
| | | | India | | 59 |
| 443.— <i>Varnish and Oil Stains, Lacquers, Japans</i> : | | | Germany | | 40 |
| United Kingdom | | 101 | Commonwealth States | | 61 |
| United States of America | | 32 | | | 187 |
| Commonwealth States | | 6,192 | 459.—MICA CHIMNEYS AND OTHER PARTS OF LAMPS, ETC.— | | |
| | | 6,325 | United Kingdom | | 2 |
| 444.— <i>Varnishes, including Patent Knotting, etc.</i> : | | | ORES— | | |
| United Kingdom | 179 | 84 | 468.— <i>Gold Ore, Quartz, or Concentrates</i> : | | |
| United States of America | 25 | 33 | Commonwealth of Australia * | 1 | 336 |
| Commonwealth States | 10,354 | 4,696 | | | |
| | 10,558 | 4,813 | 479.— <i>Other Ores, Clays, and Mineral Earths</i> : | | |
| Total, Class X. | | 153,812 | United Kingdom | 20 | 9 |
| Class XI.—Stones and Minerals, including Ores and Concentrates. | | | Germany | | 1 |
| 444A.—ASBESTOS, CRUDE— | cwt. | | United States of America | 1,211 | 941 |
| Canada | 9 | 4 | Commonwealth States | 9,526 | 5,502 |
| Rhodesia | 3,399 | 3,379 | | 10,757 | 6,453 |
| South African Union | 7,960 | 7,082 | 480.—PLUMBAGO OR GRAPHITE, BLACK LEAD, ETC.— | | |
| Belgium | 2 | 13 | United Kingdom | 38 | 141 |
| | 11,370 | 10,478 | Ceylon | 5 | 5 |
| 445.—ASPHALT, BITUMEN, NATURAL PITCH, ETC.— | | | Commonwealth States | 881 | 867 |
| United Kingdom | 311 | 170 | | 924 | 1,013 |
| West Indies, British | 2,386 | 466 | 481.—QUICKSILVER— | lb. | |
| Mexico | 208,401 | 13,869 | France | 750 | 144 |
| United States of America | 16 | 6 | Italy | 3,344 | 592 |
| Commonwealth States | 6,014 | 2,134 | Spain | 12,794 | 2,643 |
| | 217,128 | 16,645 | | 16,888 | 3,379 |
| 446.—ASPHALT—MASTIC— | | | STONE, INCLUDING MARBLE AND SLATE— | | |
| United Kingdom | 5,000 | 826 | ABRASIVES— | | |
| 447.—CHARCOAL—BULK— | | | 484.— <i>Carborundum, Emery, etc.</i> : | | |
| United Kingdom | 1 | 1 | United Kingdom | 3,678 | 355 |
| Germany | | 2 | Czecho-Slovakia | 53 | 6 |
| Netherlands | 1 | 5 | Germany | 21 | 1 |
| | 2 | 8 | United States of America | 338 | 25 |
| 448.—COAL— | ton. | | | 4,090 | 387 |
| Poland | 165 | 165 | 486.— <i>Grindstones</i> : | | |
| Commonwealth States | 82,783 | 98,092 | United Kingdom | | 65 |
| | 82,948 | 98,257 | Commonwealth States | | 334 |
| | | | | | 399 |

* Australian produce previously exported now returned to this State.

No. 5.—IMPORTS, 1936-1937—continued.

| Articles and Countries. | According to Country of Origin. | | Articles and Countries. | According to Country of Origin. | |
|---|---------------------------------|--------|---|---------------------------------|---------|
| | Quantity. | Value. | | Quantity. | Value. |
| ABRASIVES—continued. | | £ | STONE—WROUGHT—continued. | | £ |
| 487.—Sand, Glass, and Emery Paper and Cloth: | | | 502-504.—Other Wrought Stone: | | |
| United Kingdom | | 3,186 | United Kingdom | | 2 |
| France | | 1 | Finland | | 15 |
| Japan | | 8 | Commonwealth States | | 3,810 |
| United States of America | | 9 | | | 3,827 |
| Commonwealth States | | 243 | | | |
| | | 3,447 | Total, Class XI. | | 164,525 |
| 488.—Oil-stones and other Whetstones. | | | Class XII.—Metals, Metal Manufactures and Machinery. | | |
| United Kingdom | | 830 | (A) MACHINES AND MACHINERY— | | |
| Canada | | 13 | 505.—ADDING AND COMPUTING MACHINES— | | |
| New Zealand | | 4 | United Kingdom | | 37 |
| Belgium | | 30 | United States of America | | 7,893 |
| Czecho-Slovakia | | 23 | Commonwealth States | | 116 |
| Germany | | 34 | | | 8,046 |
| United States of America | | 74 | | | |
| | | 1,008 | 506.—AIR AND GAS COMPRESSORS AND EXHAUSTERS— | | |
| <i>Grinding Wheels:</i> | | | United Kingdom | | 20,983 |
| 489.—Corundum, etc.: | | | Canada | | 1,161 |
| United Kingdom | | 969 | Germany | | 211 |
| United States of America | | 16 | Switzerland | | 15 |
| | | 985 | United States of America | | 270 |
| 490.—Carborundum, Emery, etc.: | | | Commonwealth States | | 2,549 |
| United Kingdom | | 1,227 | | | 25,189 |
| New Zealand | | 9 | | | |
| Germany | | 14 | 506A.—BISCUIT-MAKING MACHINERY— | | |
| United States of America | | 50 | United Kingdom | | 141 |
| | | 1,300 | Commonwealth States (see Item 650A). | | 141 |
| 490A.—Flint Stones: | | | | | 141 |
| Denmark | cwt. 4,000 | 436 | 507.—BOOT-MAKING, ETC., MACHINES, OTHER THAN SEWING MACHINES— | | |
| 491.—GRANITE—UNWROUGHT, ETC.— | | | United Kingdom | | 75 |
| South African Union | | 9 | Commonwealth States (see Item 650A). | | 75 |
| Finland | | 18 | | | |
| Norway | | 19 | 508.—BROOM AND BRUSH MAKING MACHINERY— | | |
| | | 46 | United Kingdom | | 17 |
| 493-495.—MARBLE—UNWROUGHT—SLABS, DUST, AND CHIPS— | | | Germany | | 354 |
| New Zealand | | 14 | Commonwealth States (see Item 650A). | | 371 |
| Belgium | | 17 | | | |
| Greece | | 24 | 510.—CASH REGISTERS— | | |
| Italy | | 1,015 | United Kingdom | | 11 |
| Commonwealth States | | 1,377 | Germany | | 155 |
| | | 2,447 | United States of America | | 25,892 |
| 496.—PUMICE STONE AND SAND— | | | | | 26,058 |
| United Kingdom | | 25 | | | |
| New Zealand | | 32 | 510A.—CEMENT DRIERS AND COOLERS, ETC.— | | |
| France | | 1 | United Kingdom | | 22 |
| Italy | | 36 | Commonwealth States (see Item 650A). | | 22 |
| | | 94 | | | 22 |
| 497.—SLATE—SLABS— | | | | | |
| Italy | | 77 | | | |
| STONE—WROUGHT— | | | | | |
| 500-501.—Marble: | | | | | |
| Germany | | 2 | | | |
| Italy | | 157 | | | |
| Commonwealth States | | 2,202 | | | |
| | | 2,361 | | | |

No. 5.—IMPORTS, 1936-1937—continued.

| Articles and Countries. | According to Country of Origin. | | Articles and Countries. | According to Country of Origin. | |
|---|---------------------------------|--------|--|---------------------------------|--------|
| | Quantity. | Value. | | Quantity. | Value. |
| (A) MACHINES AND MACHINERY— <i>continued.</i> | No. | £ | (A) MACHINES AND MACHINERY— <i>continued.</i> | No. | £ |
| 510C.—CIGARETTE AND TOBACCO MAKING MACHINERY— | | | ELECTRICAL MACHINERY AND AP- PLIANCES— | | |
| United Kingdom | 4 | 2,125 | BATTERIES AND ACCUMULATORS— | | |
| United States of America | | 13 | 518A.— <i>Dry Cells:</i> | | |
| Commonwealth States (<i>see</i> Item 650A). | | | United Kingdom | 65,891 | 526 |
| | 4 | 2,138 | Hong Kong | 5,424 | 11 |
| | | | Japan | 1,386 | 8 |
| 512.—CONVEYORS, TELPHERS AND TRANSPORTERS— | | | Sweden | 4 | 5 |
| United Kingdom | | 2,487 | Commonwealth States (<i>see</i> Item 518G). | | |
| Commonwealth States (<i>see</i> Item 650A). | | 2,487 | | 72,705 | 650 |
| | | | 518C.— <i>Storage Batteries for Wire-</i> <i>less Receiving Sets:</i> | | |
| 513.—CRANES, HOISTS, AND OTHER LIFTING MACHINERY— | | | Norway | 9 | 1 |
| United Kingdom | | 4,632 | Commonwealth States (<i>see</i> Item 518G). | | |
| Canada | | 237 | | 9 | 1 |
| Belgium | | 55 | 518D.— <i>Storage Batteries for Motor</i> <i>Vehicles:</i> | | |
| France | | 5 | United Kingdom | 178 | 341 |
| Germany | | 304 | Commonwealth States (<i>see</i> Item 518G). | | |
| Sweden | | 20 | | 178 | 341 |
| United States of America | | 724 | | | |
| Commonwealth States | | 17,151 | 518E.— <i>Other Batteries:</i> | | |
| | | 23,128 | United Kingdom | 346 | 950 |
| DAIRY IMPLEMENTS AND MACH- INERY— | | | United States of America | 188 | 907 |
| 514.— <i>Cream Separators:</i> | | | Commonwealth States (<i>see</i> Item 518G). | | |
| United Kingdom | | 1,886 | | 534 | 1,857 |
| Canada | | 1,838 | 518F.— <i>Composition Parts includ-</i> <i>ing Containers for Storage</i> <i>Batteries:</i> | | |
| Germany | | 56 | United Kingdom | | 33 |
| Sweden | | 2,956 | Commonwealth States (<i>see</i> Item 518G). | | |
| United States of America | | 491 | | | 33 |
| Commonwealth States | | 282 | | | |
| | | 7,509 | 518G.— <i>Batteries and Accumulators</i> <i>imported from or via the Com-</i> <i>monwealth States not suffi-</i> <i>ciently described to classify as</i> <i>above:</i> | | |
| 515.— <i>Churns of all kinds, Cheese</i> <i>Presses, etc.:</i> | | | Canada | | 117 |
| Sweden | | 14 | Commonwealth States | | 91,927 |
| Commonwealth States | | 120 | | | 92,044 |
| | | 134 | CABLE AND WIRE, COVERED— | | |
| 516.— <i>Milking Machines:</i> | | | 519.— <i>Cotton, covered:</i> | cwt. | |
| New Zealand | | 1,007 | United Kingdom | 120 | 570 |
| United States of America | | 7 | Commonwealth States (<i>see</i> Item 521B). | | |
| Commonwealth States | | 5,797 | | 120 | 570 |
| | | 6,811 | 520.— <i>Telegraph and Telephone—</i> <i>Paper-insulated, lead-covered:</i> | | |
| 517.— <i>Pasteurizers, Jacketed Vats</i> <i>or Tanks, lined or unlined</i> <i>with Agitators, etc.:</i> | | | United Kingdom | 30 | 58 |
| United Kingdom | | 898 | Germany | 1,341 | 2,003 |
| France | | 487 | Commonwealth States (<i>see</i> Item 521B). | | |
| Germany | | 5,724 | | 1,371 | 2,061 |
| United States of America | | 170 | | | |
| Commonwealth States | | 424 | | | |
| | | 7,683 | | | |
| 517A.—DISTRIBUTOR—ARMS— | | | | | |
| United Kingdom | | 68 | | | |
| Canada | | 7 | | | |
| Switzerland | | 1 | | | |
| United States of America | | 13 | | | |
| | | 89 | | | |

No. 5.—IMPORTS, 1936-1937—continued.

| Articles and Countries. | According to Country of Origin. | | Articles and Countries. | According to Country of Origin. | |
|---|---------------------------------|--------|--|---------------------------------|--------|
| | Quantity. | Value. | | Quantity. | Value. |
| (A) MACHINES AND MACHINERY— <i>continued.</i> ELECTRICAL MACHINERY, ETC.— <i>continued.</i> CABLE AND WIRE, COVERED— <i>continued.</i> 520A.— <i>Telegraph and Telephone—</i> <i>Other :</i> | Cwt. | £ | (A) MACHINES AND MACHINERY— <i>continued.</i> ELECTRICAL MACHINERY, ETC.— <i>continued.</i> 522B.—COILS—HIGH TENSION, IGNITION— | | £ |
| United Kingdom | 188 | 466 | United Kingdom | | 46 |
| Germany | 111 | 474 | Canada | | 188 |
| United States of America Commonwealth States (see Item 521B). | 5 | 70 | United States of America Commonwealth States (see Item 535A). | | 259 |
| | 304 | 1,010 | | | 493 |
| 520B.— <i>Electric Light and Power—</i> <i>Paper-insulated, lead-covered :</i> | | | DYNAMO ELECTRIC MACHINES— | | |
| United Kingdom | 2,693 | 8,020 | 523.— <i>Alternating Current—In-</i> <i>duction Type :</i> | No. | |
| Commonwealth States (see Item 521B). | 2,693 | 8,020 | United Kingdom | 502 | 22,814 |
| | | | Canada | 143 | 459 |
| 521.— <i>Electric Light and Power—</i> <i>Other :</i> | | | Belgium | 114 | 408 |
| United Kingdom | 10,657 | 50,514 | Germany | 67 | 422 |
| Canada | 4 | 32 | Sweden | 103 | 743 |
| Belgium | 103 | 470 | Switzerland | 2 | 15 |
| Germany | 28 | 162 | United States of America Commonwealth States (see Item 523FA). | 21 | 209 |
| Japan | 38 | 171 | | 952 | 25,070 |
| Sweden | 3 | 13 | | | |
| United States of America Commonwealth States (see Item 521B). | 9 | 103 | 523A.— <i>Alternating Current—</i> <i>Variable Speed, Commutator</i> <i>Type :</i> | | |
| | 10,842 | 51,465 | United Kingdom | | 8 |
| 521A.— <i>All other Cable and Wire,</i> <i>covered :</i> | | | Canada | | 32 |
| United Kingdom | 351 | 1,739 | Germany | 1,419 | 273 |
| Japan | 2 | 8 | Japan | 2,884 | 304 |
| United States of America Commonwealth States (see Item 521B). | | 35 | United States of America Commonwealth States (see Item 523FA). | 2 | 57 |
| | 353 | 1,782 | | 4,305 | 674 |
| 521B.— <i>Cable and Wire, covered,</i> <i>imported from or via the Com-</i> <i>monwealth States, not suffi-</i> <i>ciently described to classify</i> <i>as above :</i> | | | 523B.— <i>Alternating Current—</i> <i>Other :</i> | | |
| United Kingdom | 15 | 156 | United Kingdom | 363 | 22,555 |
| Germany | 6 | 26 | United States of America Commonwealth States (see Item 523FA). | | 2 |
| Commonwealth States | 3,486 | 20,454 | | 363 | 22,557 |
| | 3,507 | 20,636 | | | |
| 522.—CARBON MANUFACTURES OF ALL KINDS, ETC.— | | | 523C.— <i>Direct Current—Traction</i> <i>Motors :</i> | | |
| United Kingdom | | 1,067 | United Kingdom | 1 | 3 |
| Canada | | 1,281 | Canada | | 3 |
| France | | 23 | United States of America Commonwealth States (see Item 523FA). | | 11 |
| Germany | | 145 | | 1 | 17 |
| United States of America Commonwealth States (see Item 535A). | | 51 | | | |
| | | 2,567 | 523E.— <i>Direct Current—Other :</i> | | |
| 522A.—MOTORS UNDER 1 H.P. WHEN NOT INTEGRAL PARTS OF MACHINES— | No. | | United Kingdom | 286 | 7,576 |
| United Kingdom | 715 | 3,068 | Canada | 6 | 28 |
| Canada | 53 | 132 | Belgium | 2 | 12 |
| Belgium | 54 | 132 | Germany | 2,598 | 457 |
| France | 3 | 26 | Japan | 2,860 | 344 |
| Germany | 2 | 3 | Sweden | 34 | 334 |
| Sweden | 71 | 264 | United States of America Commonwealth States (see Item 523FA). | 88 | 433 |
| United States of America Commonwealth States (see Item 523F). | 147 | 325 | | 5,880 | 9,184 |
| | 1,045 | 3,950 | | | |

No. 5.—IMPORTS, 1936-1937—continued.

| Articles and Countries. | According to Country of Origin. | | Articles and Countries. | According to Country of Origin. | |
|--|---------------------------------|--------|--|---------------------------------|--------|
| | Quantity. | Value. | | Quantity. | Value. |
| (A) MACHINES AND MACHINERY— <i>continued.</i> | No. | £ | (A) MACHINES AND MACHINERY— <i>continued.</i> | | £ |
| ELECTRICAL MACHINERY, ETC.— <i>continued.</i> | | | ELECTRICAL MACHINERY, ETC.— <i>continued.</i> | | |
| DYNAMO ELECTRIC MACHINES— <i>continued.</i> | | | FITTINGS, ELECTRIC— | | |
| 523F.— <i>N.E.I.</i> : | | | 524A.— <i>Circuit Breakers and Switch</i> | | |
| United Kingdom | 5 | 158 | <i>Units :</i> | | |
| Canada | | 43 | United Kingdom | | 6,917 |
| Germany | 1 | 11 | Commonwealth States (<i>see</i> | | |
| Japan | 24 | 107 | Item 525A). | | |
| Norway | 1 | 1 | | | 6,917 |
| Sweden | | 3 | | | |
| United States of America | 74 | 193 | | | |
| Commonwealth States (<i>see</i> | | | | | |
| in Item 523FA.) | | | | | |
| | 105 | 516 | | | |
| 523FA.— <i>Dynamo Electric Machines</i> | | | 524B.— <i>Current Limiting Reactors,</i> | | |
| <i>imported from or via the Com-</i> | | | <i>etc. :</i> | | |
| <i>monwealth States not suf-</i> | | | United Kingdom | | 1,944 |
| <i>ficiently described to classify</i> | | | Sweden | | 25 |
| <i>as above :</i> | | | Switzerland | | 1,813 |
| United Kingdom | | 112 | United States of America | | 239 |
| Commonwealth States | | 17,186 | Commonwealth States (<i>see</i> | | |
| | | | Item 525A) | | |
| | | 17,298 | | | 4,021 |
| | | | | | |
| 523G.— <i>Converters—Motor and</i> | | | 524C.— <i>Lightning Arresters, other</i> | | |
| <i>Rotary :</i> | | | <i>than Wireless :</i> | | |
| United Kingdom | 1 | 68 | United Kingdom | | 438 |
| Germany | 144 | 27 | United States of America | | 238 |
| United States of America | 1 | 46 | Commonwealth States (<i>see</i> | | |
| Commonwealth States (<i>see</i> | | | Item 525A). | | |
| Item 523FA). | | | | | 676 |
| | 146 | 141 | | | |
| | | | | | |
| 523H.— <i>Alternators for Steam,</i> | | | 524E.— <i>Liquid Slip Regulators,</i> | | |
| <i>etc.-driven Turbines :</i> | | | <i>etc. :</i> | | |
| United Kingdom | | 34,484 | United Kingdom | | 655 |
| Commonwealth States (<i>see</i> | | | Commonwealth States (<i>see</i> | | |
| Item 523FA). | | | Item 525A). | | |
| | | 34,484 | | | 655 |
| | | | | | |
| 523J.— <i>Universal Current Ma-</i> | | | 524F.— <i>Relays for Automatic Pro-</i> | | |
| <i>chines :</i> | | | <i>tection, etc. :</i> | | |
| United Kingdom | 2 | 6 | United Kingdom | | 335 |
| France | 11 | 2 | Commonwealth States (<i>see</i> | | |
| United States of America | 1 | 189 | Item 525A). | | |
| Commonwealth States, | | | | | 335 |
| from or <i>via</i> , included | | | | | |
| in Item 523FA). | | | | | |
| | 14 | 197 | | | |
| | | | | | |
| 523K.— <i>FANS, ELECTRIC, OF THE</i> | | | 525.— <i>Other, partly or wholly of</i> | | |
| <i>TYPE USED IN OFFICES, ETC.—</i> | | | <i>Metal, etc. :</i> | | |
| United Kingdom | 323 | 886 | United Kingdom | | 3,938 |
| Italy | 148 | 314 | Canada | | 25 |
| Norway | 2 | 1 | France | | 1 |
| Commonwealth States, | | | Germany | | 69 |
| from or <i>via</i> , included in | | | Japan | | 6 |
| Item 535A. | | | Switzerland | | 11 |
| | | | United States of America | | 349 |
| | | | Commonwealth States (<i>see</i> | | |
| | | | Item 525A). | | |
| | 473 | 1,201 | | | 4,399 |
| | | | | | |
| 524.— <i>FANS, ELECTRIC—OTHER—</i> | | | 525A.— <i>Fittings, Electric—Im-</i> | | |
| United Kingdom | 23 | 113 | <i>ported from or via the Com-</i> | | |
| Commonwealth States, | | | <i>monwealth States not suf-</i> | | |
| from or <i>via</i> , included in | | | <i>ficiently described to classify</i> | | |
| Item 535A. | | | <i>as above :</i> | | |
| | | | United Kingdom | | 102 |
| | | | France | | 17 |
| | | | Commonwealth States | | 2,361 |
| | 23 | 113 | | | 2,480 |

No. 5.—IMPORTS, 1936-1937—continued.

| Articles and Countries. | According to Country of Origin. | | Articles and Countries. | According to Country of Origin. | |
|--|---------------------------------|--------|--|---------------------------------|--------|
| | Quantity. | Value. | | Quantity. | Value. |
| (A) MACHINES AND MACHINERY— <i>continued.</i> ELECTRICAL MACHINERY, ETC.— <i>continued.</i> HEATING AND COOKING APPLI- ANCES— | | £ | (A) MACHINES AND MACHINERY— <i>continued.</i> ELECTRIC MACHINERY, ETC.— <i>continued.</i> LAMPS, FILAMENT, FOR LIGHT- ING AND HEATING— <i>contd.</i> 526D.—Under 20 volts, including <i>Torch and Flashlight:</i> | No. | £ |
| 525B.— <i>Stoves, Ranges and the like, etc.:</i> | | | United Kingdom | 89,728 | 792 |
| United Kingdom | | 1,212 | China | 3,000 | 2 |
| Canada | | 500 | Germany | 14,050 | 119 |
| United States of America Commonwealth States, from or <i>via</i> , included in Item 526. | | 37 | Japan | 84,874 | 89 |
| | | 1,749 | Netherlands | 610 | 10 |
| | | | United States of America Commonwealth States (<i>see</i> Item 526H). | 5,100 | 56 |
| 525C.— <i>Radiators, Toasters, Ket- tles, etc.:</i> | | | 197,362 | 1,068 | |
| United Kingdom | | 343 | 526E.—20 volt and over, gas-filled : | | |
| Commonwealth States, from or <i>via</i> , included in Item 526. | | 343 | United Kingdom | 157,547 | 7,429 |
| | | | Japan | 3,736 | 26 |
| | | | Commonwealth States (<i>see</i> Item 526H). | | |
| 525D.— <i>Fittings and Accessories, etc.:</i> | | | 161,283 | 7,455 | |
| United Kingdom | | 1,449 | 526F.—20 volt and over—Other : | | |
| Germany | | 25 | United Kingdom | 49,511 | 2,320 |
| Japan | | 154 | Japan | 46,302 | 228 |
| United States of America Commonwealth States, from or <i>via</i> , included in Item 526. | | 73 | Netherlands | 199 | 58 |
| | | 1,701 | Commonwealth States (<i>see</i> Item 526H). | | |
| | | | 96,012 | 2,606 | |
| 526.— <i>Other*:</i> | | | | | |
| United Kingdom | | 102 | 526G.— <i>N.E.I.:</i> | | |
| New Zealand | | 5 | United Kingdom | 1,405 | 237 |
| Japan | | 20 | Netherlands | 310 | 10 |
| United States of America Commonwealth States | | 1,605 | Commonwealth States (<i>see</i> Item 526H). | | |
| | | 1,834 | 1,715 | 247 | |
| 526A.—HOUSEHOLD FLOOR POLISH- ERS AND HUMAN HAIR DRIERS— | | | | | |
| United Kingdom | | 331 | 526H.— <i>Lamps, Filament, etc., im- ported from or via the Com- monwealth States not suffi- ciently described to classify as above:</i> | | |
| Canada | | 86 | Japan | | 144 |
| Germany | | 13 | Commonwealth States | | 34,136 |
| Commonwealth States (<i>see</i> Item 535A). | | 430 | | | 34,280 |
| | | | | | |
| 526E.—HOUSEHOLD DISHWASHING AND IRONING MACHINES— | | | 528.—MEASURING AND RECORD- ING INSTRUMENTS— | | |
| United Kingdom | | 51 | United Kingdom | | 5,690 |
| Canada | | 16 | Germany | | 2,356 |
| United States of America Commonwealth States (<i>see</i> Item 535A). | | 21 | Japan | | 9 |
| | | 88 | Sweden | | 55 |
| | | | Switzerland | | 1,120 |
| LAMPS, FILAMENT, FOR LIGHTING AND HEATING— | No. | | United States of America Commonwealth States | | 385 |
| 526C.— <i>Automobile:</i> | | | | | 1,266 |
| United Kingdom | 54,386 | 1,931 | | | 10,881 |
| Germany | 456 | 6 | 528A.—RECTIFIERS—ELECTRIC CURRENT— | | |
| Japan | 12,900 | 47 | United Kingdom | | 368 |
| Netherlands | 1,922 | 44 | Germany | | 1 |
| United States of America Commonwealth States (<i>see</i> Item 526H). | 11,388 | 157 | Commonwealth States, (from or <i>via</i>), included in Item 529. | | |
| 81,052 | 2,185 | | | | 369 |

* Includes all kinds of Heating and Cooking Appliances imported from or *via* the Commonwealth States.

No. 5.—IMPORTS, 1936-1937—*continued.*

| Articles and Countries. | According to Country of Origin. | | Articles and Countries. | According to Country of Origin. | |
|---|---------------------------------|----------|---|---------------------------------|----------|
| | Quantity. | Value. | | Quantity. | Value. |
| (A) MACHINES AND MACHINERY— <i>continued.</i> ELECTRICAL MACHINERY, ETC.— <i>continued.</i> 529.—REGULATING, STARTING AND CONTROLLING APPARATUS— United Kingdom | | £ 22,772 | (A) MACHINES AND MACHINERY— <i>continued.</i> ELECTRICAL MACHINERY, ETC.— <i>continued.</i> 533.—TELEPHONE SWITCHBOARDS, ETC.— United Kingdom | | £ 24,584 |
| Canada | | 35 | Belgium | | 24 |
| Belgium | | 26 | Denmark | | 12 |
| France | | 1 | Sweden | | 46 |
| Norway | | 1 | United States of America | | 2,418 |
| Sweden | | 297 | Commonwealth States | | 3,476 |
| United States of America | | 981 | | | 30,560 |
| Commonwealth States | | 800 | 534.—VACUUM TUBES—ELECTRIC— United Kingdom | | 36 |
| | | 24,913 | Germany | | 3 |
| STATIC TRANSFORMERS, ETC.— 529A.— <i>At Voltages under 66,000 :</i> United Kingdom | | 2,613 | United States of America | | 39 |
| Switzerland | | 18 | Commonwealth States (see Item 535A). | | 78 |
| United States of America | | 45 | 534A.—VALVES FOR WIRELESS TELEGRAPHY OR TELEPHONY— United Kingdom | | 2,282 |
| Commonwealth States (see Item 530C). | | 2,676 | Netherlands | | 225 |
| 530.— <i>At Voltages of 66,000 :</i> United Kingdom | | 1 | Norway | | 1 |
| Commonwealth States (see Item 530C). | | 1 | United States of America | | 120 |
| 530A.— <i>At Voltages over 66,000 :</i> United Kingdom | | 4 | Commonwealth States | | 2,235 |
| Commonwealth States (see Item 530C). | | 4 | | | 4,863 |
| 530B.— <i>Induction Coils, N.E.I. :</i> United Kingdom | | 12 | 534B.—WIRELESS PARTS—BATTERY ELIMINATORS— United Kingdom | No. 2 | 3 |
| Norway | | 1 | United States of America | 2 | 4 |
| Sweden | | 11 | Commonwealth States, from or <i>via</i> , included in Item 534D. | 4 | 7 |
| Commonwealth States (see Item 530C). | | 24 | 534D.—WIRELESS PARTS, N.E.I.*— United Kingdom | | 3,940 |
| 530C.— <i>Static Transformers, etc., imported from or via the Commonwealth States not sufficiently described to classify as above :</i> United Kingdom | | 515 | Germany | | 10 |
| Commonwealth States | | 8,499 | Netherlands | | 37 |
| | | 9,014 | United States of America | | 16 |
| 531.—TELEGRAPH INSTRUMENTS AND APPLIANCES, N.E.I.— United Kingdom | | 2,209 | Commonwealth States | | 182,690 |
| United States of America | | 24 | | | 186,748 |
| Commonwealth States | | 429 | 534E.—WIRELESS RECEIVERS—WHOLLY OR PARTLY ASSEMBLED, ETC.— United Kingdom | | 262 |
| | | 2,662 | United States of America | | 8 |
| 532.—TELEPHONES— United Kingdom | | 2,059 | Commonwealth States, from or <i>via</i> , included in Item 534D. | | 270 |
| Sweden | | 202 | 534F.—WIRELESS PARTS—TUBES, INSULATING— United Kingdom | | 26 |
| Commonwealth States | | 3,633 | Germany | | 10 |
| | | 5,894 | Commonwealth States, from or <i>via</i> , included in Item 534D. | | 36 |

* Includes all kinds of Wireless Receiving Sets and Parts, N.E.I., from or *via* the Commonwealth States.

No. 5.—IMPORTS, 1936-1937—continued.

| Articles and Countries. | According to Country of Origin. | | Articles and Countries. | According to Country of Origin. | |
|--|---------------------------------|--------|--|---------------------------------|--------|
| | Quantity. | Value. | | Quantity. | Value. |
| (A) MACHINES AND MACHINERY— <i>continued.</i> ELECTRICAL MACHINERY, ETC.— <i>continued.</i> 535.—ELECTRICAL APPLIANCES, N.E.I.— | | £ | (A) MACHINES AND MACHINERY— <i>continued.</i> IMPLEMENTS AND MACHINERY— AGRICULTURAL, ETC.— <i>contd.</i> 550.—Discs for Agricultural Im- plements: | No. | £ |
| United Kingdom | | 29,635 | United Kingdom | 11,802 | 2,524 |
| Canada | | 740 | Canada | 15 | 2 |
| Germany | | 42 | United States of America | 154 | 29 |
| Japan | | 172 | Commonwealth States (see | | |
| Norway | | 11 | Item 573B). | | |
| Sweden | | 1 | | | |
| Switzerland | | 3 | | 11,971 | 2,555 |
| United States of America | | 787 | | | |
| Commonwealth States (see | | | | | |
| Item 535A). | | | | | |
| | | 31,391 | 551.—Drills (Fertiliser, Seed, and | | |
| | | | Grain), N.E.I.: | | |
| 535A.—ELECTRICAL MACHINERY | | | Canada | | 88 |
| AND APPLIANCES, N.E.I., IM- PORTED FROM OR VIA THE COMMONWEALTH STATES, NOT SUFFICIENTLY DESCRIBED TO CLASSIFY. | | | United States of America | | 78 |
| United Kingdom | | 349 | Commonwealth States | | 57,508 |
| Germany | | 148 | | | 57,674 |
| Japan | | 42 | 552.—Garden and Field Rollers, Garden Hose-reels, etc.: | | |
| United States of America | | 493 | United Kingdom | | 8 |
| Commonwealth States | | 97,209 | Commonwealth States | | 2,327 |
| | | 98,241 | | | 2,335 |
| FILTER PRESSES— | | | 553.—Garden and Field-spraying | | |
| 540.—All kinds: | | | Machines, etc.: | | |
| United Kingdom | | 11 | United Kingdom | | 5 |
| | | | France | | 85 |
| IMPLEMENTS AND MACHINERY— | | | Japan | | 13 |
| AGRICULTURAL, HORTICUL- TURAL AND VITICULTURAL— | | | Commonwealth States (see | | |
| 543.—Chaffcutters and Horse-gears | | | Item 573B). | | |
| United Kingdom | | 131 | | | 103 |
| New Zealand | | 155 | 553A.—Spray Pumps, N.E.I.— | | |
| Commonwealth States | | 5,396 | Foot or Hand-operated, etc.: | | |
| | | 5,682 | United Kingdom | | 17 |
| 544.—Chaffcutter Knives: | doz. | | New Zealand | | 33 |
| United Kingdom | 342 | 417 | Commonwealth States (see | | |
| New Zealand | 1 | 15 | Item 573B). | | |
| Commonwealth States, from or via, included in Item 543. | | | | | 50 |
| | 343 | 432 | 554.—Handworked Rakes and | | |
| 545.—Channel-making Graders, Road Scoops, etc.: | | | Ploughs, combined, etc.: | | |
| United States of America | | 194 | United Kingdom | | 4 |
| Commonwealth States | | 10,093 | Commonwealth States (see | | |
| | | 10,287 | Item 573B). | | |
| 548.—Cultivators—Disc: | | | | | 4 |
| Canada | | 36 | 554A.—Harrows: | | |
| United States of America | | 245 | United Kingdom | | 5 |
| Commonwealth States | | 18,285 | United States of America | | 124 |
| | | 18,566 | Commonwealth States | | 7,952 |
| 549.—Cultivators, N.E.I.: | | | | | 8,081 |
| Canada | | 46 | 555.—Harvesters—Stripper: | | |
| United States of America | | 236 | Commonwealth States | | 45,231 |
| Commonwealth States | | 39,973 | 556.—Hay Rakes—Horse-drawn: | | |
| | | 40,255 | United Kingdom | | 12 |
| | | | United States of America | | 280 |
| | | | Commonwealth States | | 3,676 |
| | | | | | 3,968 |

No. 5.—IMPORTS, 1936-1937—*continued.*

| Articles and Countries. | According to Country of Origin | | Articles and Countries. | According to Country of Origin. | |
|---|--------------------------------|--------|--|---------------------------------|--------|
| | Quantity. | Value. | | Quantity. | Value. |
| (A) MACHINES AND MACHINERY— <i>continued.</i> IMPLEMENTS AND MACHINERY— AGRICULTURAL, ETC.— <i>con-</i> <i>tinued.</i> | | £ | (A) MACHINES AND MACHINERY— <i>continued.</i> IMPLEMENTS AND MACHINERY— AGRICULTURAL, ETC.— <i>con-</i> <i>tinued.</i> | | £ |
| 557A-557B.— <i>Lawn Mowers :</i> | | | 565.— <i>Plough Shares :</i> | | |
| United Kingdom | | 1,194 | United States of America | | 102 |
| Canada | | 112 | Commonwealth States | | 8,414 |
| Germany | | 222 | | | 8,516 |
| United States of America | | 242 | | | |
| Commonwealth States | | 6,908 | 565A.— <i>Plough Mouldboards and</i> <i>other Parts, N.E.I. :</i> | | |
| | | 8,678 | United Kingdom | | 111 |
| | | | Canada | | 108 |
| <i>Metal Parts—</i> | | | United States of America | | 266 |
| 558.— <i>For Reaper-threshers, Strip-</i> <i>per-harvesters, etc. :</i> | | | Commonwealth States | | 13,537 |
| United States of America | | 45 | | | 14,022 |
| Commonwealth States | | 20,776 | | | |
| | | 20,821 | 566.— <i>Potato Raisers and Diggers,</i> <i>Potato Sorters, etc. :</i> | | |
| | | | United Kingdom | | 25 |
| 559.— <i>Knife Sections and Ledger</i> <i>Plates, etc. :</i> | | | Commonwealth States | | 25 |
| United States of America | | 51 | (see Item 573B). | | |
| Commonwealth States (see Item 573B). | | 51 | | | |
| | | 51 | 567.— <i>Reapers and Binders :</i> | | |
| | | | United States of America | | 1,823 |
| 560.— <i>N.E.I., for Reapers and</i> <i>Binders :</i> | | | Commonwealth States | | 21,183 |
| Canada | | 33 | | | 23,006 |
| United States of America | | 454 | | | |
| Commonwealth States, from or via, included in Item 567. | | 487 | 568.— <i>Reaper-threshers and Har-</i> <i>vesters, N.E.I. :</i> | | |
| | | 487 | Commonwealth States | | 8,496 |
| | | | | | |
| 561.— <i>N.E.I., for Hay Rakes</i> <i>(horse-drawn) and Mowers :</i> | | | 568A.— <i>Scarifiers :</i> | | |
| United Kingdom | | 1 | United States of America | | 1 |
| Canada | | 24 | Commonwealth States | | 21,154 |
| Sweden | | 8 | | | 21,155 |
| United States of America | | 63 | | | |
| Commonwealth States, from or via, included in Items 556, 562. | | 96 | 569.— <i>Seats, Poles, Swingle-bars,</i> <i>Yokes, and Trees, etc. :</i> | | |
| | | 96 | Sweden | | 2 |
| | | | United States of America | | 8 |
| 562.— <i>Mowers :</i> | | | Commonwealth States | | 937 |
| United Kingdom | | 441 | | | 947 |
| Canada | | 106 | | | |
| Sweden | | 218 | 573.— <i>Winnowers :</i> | | |
| United States of America | | 364 | Commonwealth States | | 41 |
| Commonwealth States | | 4,582 | | | |
| | | 5,711 | | | |
| | | | 573A.— <i>N.E.I. :</i> | | |
| 563.— <i>Ploughs—Stump-jump :</i> | No. | | United Kingdom | | 29 |
| Canada | 10 | 294 | United States of America | | 9 |
| United States of America | | 23 | Commonwealth States (see Item 573B). | | 38 |
| Commonwealth States, from or via, included in Item 564. | | 317 | | | 38 |
| | 10 | 317 | | | |
| | | | 573B.— <i>Agricultural Implements,</i> <i>etc., N.E.I., imported from</i> <i>or via the Commonwealth</i> <i>States, not sufficiently de-</i> <i>scribed to classify as above :</i> | | |
| 564.— <i>*Ploughs—Other :</i> | | | United States of America | | 67 |
| United Kingdom | | 356 | Commonwealth States | | 12,413 |
| Canada | | 111 | | | 12,480 |
| United States of America | | 133 | | | |
| Commonwealth States | | 20,141 | | | |
| | | 20,741 | | | |

* Includes Stump-jump Ploughs.

No. 5.—IMPORTS, 1936-1937—continued.

| Articles and Countries. | According to Country of Origin. | | Articles and Countries. | According to Country of Origin. | |
|---|---------------------------------|--------|---|---------------------------------|--------|
| | Quantity. | Value. | | Quantity. | Value. |
| (A) MACHINES AND MACHINERY— <i>continued.</i> | | £ | (A) MACHINES AND MACHINERY— <i>continued.</i> | | £ |
| 575.—LIQUEFACTION OF GASES— APPARATUS FOR, ETC.— United Kingdom | | 68 | METAL-WORKING MACHINERY— <i>continued.</i> | | |
| Commonwealth States (<i>see</i> Item 650A). | | 68 | 584.— <i>Presses, Punching and</i> <i>Shearing Machines:</i> | | |
| | | 68 | United Kingdom | | 627 |
| 576.—MANGLES, CLOTHES WRING- ERS, ETC.— | | | Germany | | 46 |
| United Kingdom | | 1,255 | Commonwealth States (<i>see</i> Item 584B). | | 673 |
| Canada | | 1,152 | | | |
| United States of America Commonwealth States (<i>see</i> Item 650A). | | 839 | 584A.— <i>Other Metal-working Ma-</i> <i>chinery:</i> | | |
| | | 3,246 | United Kingdom | | 3,603 |
| METAL-WORKING MACHINERY— | | | Germany | | 112 |
| 578.— <i>Chucks and other Work</i> <i>Holders:</i> | | | United States of America Commonwealth States (<i>see</i> Item 584B). | | 80 |
| United Kingdom | | 359 | | | 3,795 |
| France | | 4 | | | |
| Germany | | 207 | 584B.— <i>Metal-working Machinery</i> <i>imported from or via the</i> <i>Commonwealth States not</i> <i>sufficiently described to clas-</i> <i>sify as above:</i> | | |
| Switzerland | | 1 | United Kingdom | | 42 |
| United States of America Commonwealth States (<i>see</i> Item 584B). | | 60 | Belgium | | 332 |
| | | 631 | Germany | | 426 |
| 579.— <i>Drilling Machines:</i> | | | United States of America Commonwealth States | | 23 |
| United Kingdom | | 4,091 | | | 5,511 |
| Canada | | 90 | | | 6,334 |
| France | | 58 | | | |
| Germany | | 187 | 585.—MILLING MACHINERY (GRAIN)— | | |
| Japan | | 12 | United Kingdom | | 634 |
| United States of America Commonwealth States (<i>see</i> Item 584B). | | 107 | United States of America Commonwealth States | | 11 |
| | | 4,545 | | | 1,657 |
| 580.— <i>Grinding Machines:</i> | | | | | 2,302 |
| United Kingdom | | 1,803 | | | |
| Canada | | 29 | Mining Machinery— | | |
| Germany | | 129 | 586.— <i>Coal-cutting Machines:</i> | | |
| United States of America Commonwealth States (<i>see</i> Item 584B). | | 270 | United States of America Commonwealth States (<i>see</i> Item 593B). | | 898 |
| | | 2,231 | | | 898 |
| 581.— <i>Lathes:</i> | No. | | | | |
| United Kingdom | 18 | 6,132 | 587.— <i>Coal-cutting Machine</i> <i>Parts:</i> | | |
| Germany | 6 | 439 | United States of America Commonwealth States (<i>see</i> Item 593B). | | 153 |
| Japan | 2 | 12 | | | 153 |
| United States of America Commonwealth States (<i>see</i> Item 584B). | 2 | 534 | | | |
| | 28 | 7,117 | | | |
| 582.— <i>Milling Machines:</i> | | | 588A.— <i>Dredging and Excavating</i> <i>Machinery, etc.:</i> | | |
| United Kingdom | | 526 | United Kingdom | | 3,411 |
| Germany | | 750 | United States of America Commonwealth States (<i>see</i> Item 593B). | | 498 |
| United States of America Commonwealth States (<i>see</i> Item 584B). | | 594 | | | 3,909 |
| | | 1,870 | | | |
| 583.— <i>Planing and Shaping</i> <i>Machines:</i> | | | 589.— <i>Ore-dressing Machinery,</i> <i>etc.:</i> | | |
| United Kingdom | | 1,243 | United Kingdom | | 1,294 |
| Germany | | 283 | United States of America Commonwealth States (<i>see</i> Item 593B). | | 325 |
| Sweden | | 216 | | | 1,619 |
| United States of America Commonwealth States (<i>see</i> Item 584B). | | 135 | | | |
| | | 1,877 | | | |

No. 5.—IMPORTS, 1936-1937—continued.

| Articles and Countries. | According to Country of Origin. | | Articles and Countries. | According to Country of Origin. | |
|--|---------------------------------|---------|--|---------------------------------|---------|
| | Quantity. | Value. | | Quantity. | Value. |
| (A) MACHINES AND MACHINERY— <i>continued.</i> | | £ | (A) MACHINES AND MACHINERY— <i>continued.</i> | No. | £ |
| MINING MACHINERY— <i>continued.</i> | | | MOTIVE POWER MACHINERY (EX- CEPT ELECTRIC)— <i>continued.</i> | | |
| 590.— <i>Rock-boring Machines.</i> <i>N.E.I.:</i> | | | 595A.— <i>Carburettors:</i> | | |
| United Kingdom | | 8 | United Kingdom | 50 | 110 |
| Canada | | 1,360 | United States of America | 2 | 84 |
| Japan | | 11 | Commonwealth States, | | |
| Sweden | | 206 | from or <i>via</i> , included | | |
| United States of America | | 1,365 | in Item 601A. | | |
| Commonwealth States (<i>see</i> Item 593B). | | | | 52 | 194 |
| | | 2,950 | | | |
| | | | <i>Engines—</i> | | |
| 591.— <i>Rotary and Percussive</i> <i>Drills:</i> | | | 599.— <i>Gas:</i> | | |
| United Kingdom | | 31,903 | United Kingdom | | 577 |
| United States of America | | 12,407 | United States of America | | 27 |
| Commonwealth States (<i>see</i> Item 593B). | | | Commonwealth States | | 580 |
| | | 44,310 | | | 1,184 |
| | | | | | |
| 592.— <i>Smelting, Leaching and</i> <i>Metal-refining Appliances:</i> | | | 600.— <i>Diesel Type or Heavy</i> <i>Type:</i> | | |
| Canada | | 262 | United Kingdom | 230 | 121,974 |
| United States of America | | 21 | Germany | | 129 |
| Commonwealth States (<i>see</i> Item 593B). | | | Switzerland | | 370 |
| | | 283 | United States of America | | 3 |
| | | | Commonwealth States (<i>see</i> Item 601A). | | |
| 593A.— <i>Other Mining Machinery:</i> | | | | 230 | 122,476 |
| United Kingdom | | 5,000 | | | |
| Canada | | 70 | 601.— <i>Kerosene, Petrol, and other</i> <i>Light Spirit:</i> | | |
| United States of America | | 2,316 | United Kingdom | 173 | 3,252 |
| Commonwealth States (<i>see</i> Item 593B). | | | Canada | 10 | 104 |
| | | 7,386 | Sweden | 3 | 148 |
| | | | United States of America | 27 | 537 |
| 593B.— <i>Mining Machinery im-</i> <i>ported from or via the Com-</i> <i>monwealth States not suf-</i> <i>ficiently described to classify</i> <i>as above:</i> | | | Commonwealth States (<i>see</i> Item 601A). | | |
| United Kingdom | | 2,044 | | 213 | 4,041 |
| Canada | | 473 | | | |
| Belgium | | 23 | 601A.— <i>Diesel Type Kerosene,</i> <i>Petrol, etc. imported from or</i> <i>via the Commonwealth States</i> <i>not sufficiently described to</i> <i>classify as above:</i> | | |
| Sweden | | 1 | United Kingdom | | 2,020 |
| United States of America | | 7,945 | Canada | | 120 |
| Commonwealth States | | 175,224 | Germany | | 300 |
| | | 185,710 | United States of America | | 1,243 |
| | | | Commonwealth States | | 12,817 |
| | | | | | 16,500 |
| MOTIVE POWER MACHINERY (EX- CEPT ELECTRIC)— | | | 602.— <i>Locomotives:</i> | | |
| <i>Boilers—</i> | | | United Kingdom | 30 | 5,839 |
| 594.— <i>Water Tube:</i> | No. | | United States of America | 2 | 1,485 |
| United Kingdom | 7 | 1,653 | | 32 | 7,324 |
| Commonwealth States, | | | | | |
| from or <i>via</i> , included | | | 603.— <i>Motor Car — Imported</i> <i>Separately:</i> | | |
| in Item 595. | 7 | 1,653 | United Kingdom | 5 | 969 |
| | | | United States of America | | 50 |
| | | | | 5 | 1,019 |
| 594A.— <i>Parts of Water-tube</i> <i>Boilers:</i> | | | | | |
| United Kingdom | | 49,807 | 604.— <i>Motor Cycle — Imported</i> <i>Separately:</i> | | |
| Commonwealth States, | | | United Kingdom | 7 | 271 |
| from or <i>via</i> , included | | | | | |
| in Item 595. | | 49,807 | 605.— <i>Steam Turbines:</i> | | |
| | | | United Kingdom | 5 | 71 |
| | | | | | |
| 595.— <i>Other Types:</i> | | | 605A.— <i>Parts of Steam Turbines:</i> | | |
| United Kingdom | | 1,165 | United Kingdom | | 35,509 |
| Commonwealth States | | 6,876 | United States of America | | 8 |
| | | 8,041 | | | 35,517 |

No. 5.—IMPORTS, 1936-1937—continued.

| Articles and Countries. | According to Country of Origin. | | Articles and Countries. | According to Country of Origin. | |
|--|--------------------------------------|--|--|--|--|
| | Quantity. | Value. | | Quantity. | Value. |
| (A) MACHINES AND MACHINERY— <i>continued.</i> MOTIVE POWER MACHINERY, ETC. — <i>continued.</i> <i>Engines—continued.</i> 606.— <i>Steam Engines—Other :</i> United Kingdom | | £ 15,778 | (A) MACHINES AND MACHINERY— <i>continued.</i> MOTIVE POWER MACHINERY, ETC. — <i>continued.</i> 614B.— <i>Spark Plugs :</i> United Kingdom Canada United States of America Commonwealth States | doz. 1,162 4,094 286 1,976 | £ 1,111 3,174 61 2,000 |
| 609.— <i>Tractors—Caterpillar Type :</i> United States of America Commonwealth States (<i>see</i> Item 610A). | No. 207 | 61,232 | | 7,518 | 6,846 |
| | 207 | 61,232 | 615.— <i>Steam Engine Indicators,</i> <i>etc. :</i> United Kingdom Germany United States of America Commonwealth States, from or <i>via</i> , included in Item 617. | | 7,706 10 64 |
| 610A.— <i>Tractors and Parts—All</i> <i>Kinds—Imported from or via</i> <i>the Commonwealth States not</i> <i>sufficiently described to clas-</i> <i>sify :</i> United Kingdom Canada Germany United States of America Commonwealth States | | 1,773 10 605 30,760 49,379 | | | 7,780 |
| | | 82,527 | 616.— <i>Superheaters :</i> United Kingdom Commonwealth States, from or <i>via</i> , included in Item 617. | | 119 |
| 611.— <i>Tractors—Other Types—</i> <i>Not Steam :</i> United Kingdom Hungary United States of America Commonwealth States (<i>see</i> Item 610A). | 100 30 258 | 11,137 8,912 43,602 | | | 119 |
| | 388 | 63,651 | 617.— <i>N.E.I. : *</i> United Kingdom Canada France Germany United States of America Commonwealth States | | 5,980 1,134 2 47 3,175 29,891 |
| 611A.— <i>Tractor Parts—All Types :</i> United Kingdom Germany Hungary United States of America Commonwealth States (<i>see</i> Item 610A). | | 1,855 277 173 14,181 | | | 40,229 |
| | | 16,486 | 617A.—OIL PRODUCING MACHINES AND APPLIANCES— United Kingdom Commonwealth States (<i>see</i> Item 650A). | | 1,180 |
| 611B.— <i>Water Turbines :</i> United Kingdom | | 17 | | | 1,180 |
| 612.— <i>All other Engines :</i> United Kingdom Canada United States of America Commonwealth States | | 670 4 5 944 | 618.—PAPER-MAKING MACHIN- ERY— United Kingdom Commonwealth States (<i>see</i> Item 650A). | | 9 9 |
| | | 1,623 | | | 9 |
| <i>Other—</i> 613.— <i>Flue-heated Economisers,</i> <i>Steam Traps :</i> United Kingdom Commonwealth States, from or <i>via</i> , included in Item 617. | | 9,483 9,483 | 619.—PAPER-WORKING AND PAPER BOX-MAKING MACHINERY— United Kingdom France Germany United States of America Commonwealth States (<i>see</i> Item 650A). | | 1,917 532 174 3 |
| | | 20,078 | | | 2,626 |
| 614.— <i>Mechanical Stokers :</i> United Kingdom Commonwealth States, from or <i>via</i> , included in Item 617. | | 20,078 20,078 | 619A.—BOOK-BINDING AND BOOK- MAKING MACHINERY— United Kingdom Germany United States of America Commonwealth States (<i>see</i> Item 650A). | | 23 99 7 |
| | | 20,078 | | | 134 |

* Includes all kinds of Motive Power Machinery, N.E.I., imported from or *via* the Commonwealth States, not sufficiently described to classify.

No. 5.—IMPORTS, 1936-1937—continued.

| Articles and Countries. | According to Country of Origin. | | Articles and Countries. | According to Country of Origin. | |
|---|---------------------------------|--------|--|---------------------------------|--------|
| | Quantity. | Value. | | Quantity. | Value. |
| (A) MACHINES AND MACHINERY— <i>continued.</i> | | £ | (A) MACHINES AND MACHINERY— <i>continued.</i> | | £ |
| 620-622A.—PRINTING MACHINERY— | | | 625.—ROLLER BEARINGS AND BALL BEARINGS, ETC.— | | |
| United Kingdom | | 7,240 | United Kingdom | | 5,237 |
| France | | 1,090 | Canada | | 2 |
| Germany | | 1,120 | France | | 2 |
| United States of America | | 389 | Germany | | 43 |
| Commonwealth States | | 6,081 | Hungary | | 3 |
| | | 15,920 | Sweden | | 67 |
| | | | United States of America | | 716 |
| | | | Commonwealth States | | 12,110 |
| | | | | | 18,180 |
| 622B.—PULLEYS—METAL SPLIT— | | | SAWS FOR SAWING MACHINES— | | |
| United Kingdom | | 10 | 628.— <i>Band Saws (Spare)</i> : | | |
| Sweden | | 69 | United Kingdom | | 237 |
| Commonwealth States (<i>see</i> Item 650A). | | 79 | France | | 79 |
| | | | Commonwealth States, from or <i>via</i> , included in Item 629. | | 316 |
| | | | | | |
| PUMPS— | | | 628A.— <i>Circular Saws</i> : | | |
| 623.— <i>Hand</i> : | No. | | United Kingdom | | 558 |
| United Kingdom | 1 | 2 | United States of America | | 182 |
| United States of America | 12 | 71 | Commonwealth States | | 2,254 |
| Commonwealth States, from or <i>via</i> , included in Item 624. | | | | | 2,994 |
| | 13 | 73 | | | |
| | | | 629.— <i>Other Saw Blades</i> : | | |
| 623A.— <i>Type for Vending Petrol</i> : | | | United Kingdom | | 94 |
| Commonwealth States | | 14,451 | Canada | | 88 |
| | | | Germany | | 33 |
| 623C.— <i>Power—Reciprocating</i> : | | | Commonwealth States | | 732 |
| United Kingdom | 340 | 2,653 | | | 947 |
| Canada | 3 | 77 | | | |
| United States of America | 21 | 154 | 630-631.—SHAFTING—FLEXIBLE AND OTHER— | | |
| Commonwealth States, from or <i>via</i> , included in Item 624. | | | United Kingdom | | 61 |
| | 364 | 2,884 | Belgium | | 305 |
| | | | France | | 54 |
| 623D.— <i>Power—Centrifugal</i> : | | | Commonwealth States | | 2,591 |
| United Kingdom | 90 | 5,280 | | | 3,011 |
| United States of America | 9 | 477 | | | |
| Commonwealth States, from or <i>via</i> , included in Item 624. | | | 632.—SHEEP-SHEARING MACHINES, ETC.— | | |
| | 99 | 5,757 | United Kingdom | | 929 |
| | | | Commonwealth States | | 10,773 |
| | | | | | 11,702 |
| 624.— <i>Other</i> : * | | | SEWING MACHINES, TREADLE OR HAND— | | |
| United Kingdom | | 1,089 | 633.— <i>Sewing Machines, N.E.I., Stitching Machines, etc.</i> : † | | |
| New Zealand | | 192 | United Kingdom | | 4,596 |
| Sweden | | 5 | Germany | | 199 |
| United States of America | | 2,782 | Japan | | 48 |
| Commonwealth States | | 13,443 | United States of America | | 1,905 |
| | | 17,511 | Commonwealth States | | 4,817 |
| | | | | | 11,565 |
| 624A.—ROAD-MAKING MACHINES, N.E.I.— | | | 634.— <i>Machine Heads, including Accessories, etc.</i> : | | |
| United States of America | | 191 | United Kingdom | | 7,705 |
| Commonwealth States (<i>see</i> Item 650A). | | 191 | Germany | | 700 |
| | | | Japan | | 11 |
| 624B.-624E.—REFRIGERATORS— | | | United States of America | | 31 |
| United Kingdom | | 790 | Commonwealth States, from or <i>via</i> , included in Item 633. | | 8,447 |
| Canada | | 1,289 | | | |
| United States of America | | 8,868 | | | |
| Commonwealth States | | 76,742 | | | |
| | | 87,669 | | | |

* Includes all types, N.E.I., from or *via* the Commonwealth States.† Includes Machine Heads and Stands from or *via* Commonwealth States.

No. 5.—IMPORTS, 1936-1937—continued.

| Articles and Countries. | According to Country of Origin. | | Articles and Countries. | According to Country of Origin. | |
|---|---------------------------------|--------|--|---------------------------------|--------|
| | Quantity. | Value. | | Quantity. | Value. |
| (A) MACHINES AND MACHINERY— <i>continued.</i> | | £ | (A) MACHINES AND MACHINERY— <i>continued.</i> | | £ |
| SEWING MACHINES— <i>continued</i> | | | 648.—WEIGHING MACHINES, ETC.— | | |
| 635.—Stands, including Trans- mission : | | | United Kingdom | 2,387 | |
| United Kingdom | 4,125 | | Belgium | 37 | |
| United States of America | 8 | | Finland | 2 | |
| Commonwealth States, from of <i>via</i> , included in Item 633. | | | France | 83 | |
| | 4,133 | | Germany | 185 | |
| | | | Netherlands | 4 | |
| | | | United States of America | 104 | |
| | | | Commonwealth States | 3,696 | |
| | | | | 6,398 | |
| 636A.—STONE-CRUSHING MA- CHINES— | | | WOOD-WORKING MACHINERY N.E.I.— | | |
| United Kingdom | 10,881 | | 649.—Planing Machines : | | |
| United States of America | 4,975 | | United Kingdom | 386 | |
| Commonwealth States (see Item 650A). | | | Belgium | 140 | |
| | 15,856 | | Germany | 119 | |
| | | | Commonwealth States, from of <i>via</i> , included in Item 649A. | | |
| 637.—TANNING AND LEATHER WORKING MACHINES AND APPLIANCES— | | | | 645 | |
| United Kingdom | 882 | | 649A.—Other : | | |
| United States of America | 14 | | United Kingdom | 4,264 | |
| Commonwealth States (see Item 650A). | | | Germany | 58 | |
| | 896 | | Sweden | 35 | |
| | | | United States of America | 150 | |
| | | | Commonwealth States | 1,042 | |
| | | | | 5,549 | |
| TEXTILE WORKING MACHINES AND APPLIANCES— | | | 650.—MACHINERY, N.E.I.— | | |
| 639.—Combing : | | | United Kingdom | 47,425 | |
| United Kingdom | 4 | | Canada | 490 | |
| Commonwealth States (see Item 650A). | | | Finland | 16 | |
| | 4 | | Germany | 2,336 | |
| | | | Italy | 8 | |
| 642.—Spinning and Twisting : | | | Japan | 136 | |
| United Kingdom | 4 | | Norway | 1 | |
| Commonwealth States (see Item 650A). | | | Sweden | 442 | |
| | 4 | | Switzerland | 23 | |
| | | | United States of America | 3,945 | |
| | | | | 54,322 | |
| 644.—Other Machinery for Pro- duction of Woven Woollen Goods : | | | 650A.—MACHINERY, N.E.I., IM- PORTED FROM OR <i>via</i> THE COMMONWEALTH STATES NOT SUFFICIENTLY DESCRIBED TO CLASSIFY— | | |
| United Kingdom | 12 | | United Kingdom | 2,256 | |
| Commonwealth States (see Item 650A). | | | Germany | 190 | |
| | 12 | | United States of America | 358 | |
| | | | Commonwealth States | 66,302 | |
| | | | | 69,106 | |
| 645.—All other Textile-working Machinery : | | | Total, Class XIII. | 2,474,290 | |
| United Kingdom | 25 | | | | |
| Commonwealth States (see Item 650A). | | | (B) METALS AND METAL MANU- TURES OTHER THAN MACHIN- ERY— | | |
| | 25 | | ALLOYS— | | |
| | | | 651.—Anti-friction and Plastic Metals : | | |
| 646.—TOOLS—PNEUMATIC— | | | United Kingdom | cwt. 226 | 2,128 |
| United Kingdom | 4,784 | | Commonwealth States | 275 | 2,627 |
| Germany | 110 | | | 501 | 4,755 |
| United States of America | 1,077 | | <i>Brass :</i> | | |
| Commonwealth States | 1,074 | | 652.—Blocks, Ingots, Pigs, Scrap : | | |
| | 7,045 | | United Kingdom | 2 | 15 |
| | | | 653.—Angles, Bars, Channels, Rods and Tees : | | |
| 647.—TYPEWRITERS, INCLUDING COVERS AND PARTS— | | | United Kingdom | 83 | 225 |
| United Kingdom | 8,767 | | | | |
| Canada | 3,105 | | | | |
| Germany | 229 | | | | |
| Switzerland | 75 | | | | |
| United States of America | 4,935 | | | | |
| Commonwealth States | 18 | | | | |
| | 17,129 | | | | |

No. 5.—IMPORTS, 1936-1937—*continued.*

| Articles and Countries. | According to Country of Origin. | | Articles and Countries. | According to Country of Origin. | |
|--|---------------------------------|----------------------|---|---------------------------------|--|
| | Quantity. | Value. | | Quantity. | Value. |
| (B) METALS AND MANUFACTURES, ETC.— <i>continued.</i> ALLOYS— <i>continued.</i> Brass— <i>continued.</i> 654.—Strips—Plain: United Kingdom United States of America | cwt. | £ | (B) METALS AND MANUFACTURES, ETC.— <i>continued.</i> ALUMINIUM— <i>continued.</i> 669.—Plates and Sheets (Plain), and Strips: United Kingdom Germany Commonwealth States | cwt. | £ |
| | 261 | 1,078 | | 122 | 870 |
| | 37 | 118 | | 2 | 9 |
| | 298 | 1,196 | | 6 | 44 |
| | | | | 130 | 932 |
| 655.—Pipes and Tubes—Plain: United Kingdom United States of America Commonwealth States | | 807 72 7,578 | 670A.—Aluminium Ware, N.E.I.: United Kingdom France Germany Japan United States of America Commonwealth States (see Item 847B). | | 188 1 1 9 4 |
| | | 8,457 | | | 203 |
| 656.—Plates and Sheets—Plain: United Kingdom United States of America | 40 | 199 3 | | | |
| | 40 | 202 | | | |
| 657.—Wire: United Kingdom | 57 | 277 | 671.—ANTIMONY— Commonwealth States | 46 | 285 |
| Britannia Metal, Bronze, German Silver, etc.— 658.—Blocks, Ingots, Pigs, Scrap: Commonwealth States | 109 | 513 | 672-673.—BEDSTEADS AND COTS (METAL), AND PARTS— United Kingdom Commonwealth States | | 5 570 |
| | | | | | 575 |
| 659.—Angles, Bars, Channels, Rods: United Kingdom | 74 | 339 | BOLTS AND NUTS, RIVETS AND WASHERS— 674.—Bolts, Nuts, and Metal Washers, N.E.I.: United Kingdom Canada Germany Hungary Japan United States of America Commonwealth States | 1,733 | 4,356 42 49 8 3 518 32,151 |
| | | | | 21,546 | 37,127 |
| 660.—Strips and Tees—Plain: United Kingdom | 6 | 53 | | 23,392 | |
| | | | 675.—Rivets: * United Kingdom Canada United States of America Commonwealth States | 132 4 3 130 | 221 26 7 606 |
| 661.—Plates and Sheets—Plain: United Kingdom Czecho-Slovakia Commonwealth States | 609 1 191 | 2,094 12 2,467 | | 269 | 860 |
| | 801 | 4,573 | | | |
| 663.—Wire: United Kingdom United States of America | 36 | 161 86 | 676.—Screws with Nuts or for use with Nuts, etc.: United Kingdom Canada Germany Sweden Switzerland United States of America Commonwealth States (see Item 792A). | 94 1 1 1 1 | 379 5 19 1 12 18 |
| | 36 | 247 | | 96 | 434 |
| Other: 664.—Brazing and Soldering Alloys (not Gold) in any form: United Kingdom United States of America Commonwealth States | 39 4 952 | 198 54 7,968 | | | |
| | 995 | 8,220 | | | |
| 665.—Type Metal, Linotype Metal: Commonwealth States | | 975 | 677.—BRASSWORK, BRONZEWOR K AND GUNMETAL WORK, ETC.— United Kingdom Canada Austria United States of America Commonwealth States | | 5,214 67 7 82 13,080 |
| ALUMINIUM— 666.—Blocks, Cubes, Ingots, Pigs, Scrap, etc.: United Kingdom | 7 | 36 | | | 18,430 |
| 667.—Angles, Bars, Rods, and Tees—Plain: United Kingdom | 21 | 146 | | | |

* Includes all kinds of Rivets from or *via* Commonwealth States.

No. 5.—IMPORTS, 1936-1937—continued.

| Articles and Countries. | According to Country of Origin. | | Articles and Countries. | According to Country of Origin. | |
|--|---------------------------------|--------|--|---------------------------------|--------|
| | Quantity. | Value. | | Quantity. | Value. |
| (B) METALS AND MANUFACTURES, ETC.— <i>continued.</i> | | £ | (B) METALS AND MANUFACTURES, ETC.— <i>continued.</i> | cwt. | £ |
| 678.—CAPSULES, METALLIC, FOR BOTTLES— | | | COPPER— <i>continued.</i> | | |
| United Kingdom | | 784 | 686.— <i>Pipes and Tubes, Plain:</i> | | |
| France | | 1 | United Kingdom | 135 | 731 |
| Germany | | 106 | Canada | 98 | 645 |
| Netherlands | | 164 | United States of America | 4 | 25 |
| Commonwealth States | | 1,367 | Commonwealth States | 905 | 6,227 |
| | | 2,422 | | 1,137 | 7,628 |
| CHAIN AND CHAINS— | | | 687.— <i>Plates and Sheets, Plain:</i> | | |
| 679.— <i>Wrought Iron and Steel, etc.:</i> | cwt. | | United Kingdom | 992 | 4,817 |
| United Kingdom | 686 | 1,304 | Commonwealth States | 816 | 5,789 |
| Commonwealth States (see Item 682A). | | | | 1,808 | 10,606 |
| | 686 | 1,304 | 688.— <i>Wire, including Stranded or Twisted Wire:</i> | | |
| 680.— <i>Machine-driving, etc. (Malleable Cast Iron):</i> | | | United Kingdom | 1,195 | 3,778 |
| United Kingdom | 5 | 25 | Commonwealth States | 2,385 | 12,249 |
| United States of America | 75 | 262 | | 3,580 | 16,027 |
| Commonwealth States (see Item 682A). | | | | | |
| | 80 | 287 | CORDAGE—METAL— | | |
| 681.— <i>Machine-driving, Sprocket and Link Belting, N.E.I.:</i> | | | 689.— <i>Clothes Lines:</i> | | |
| United Kingdom | 288 | 3,382 | United Kingdom | | 17 |
| France | 1 | 4 | Commonwealth States | | 1,012 |
| Germany | 23 | 157 | | | 1,029 |
| United States of America | 46 | 603 | 690.— <i>One inch and over in circumference:</i> | | |
| Commonwealth States (see Item 682A). | | | United Kingdom | 3,628 | 11,501 |
| | 358 | 4,146 | Commonwealth States, from or via, included in Item 691. | | |
| 682.— <i>N.E.I.:</i> | | | | 3,628 | 11,501 |
| United Kingdom | 153 | 471 | 691.— <i>Other Metal Cordage:</i> | | |
| Austria | 2 | 19 | United Kingdom | 719 | 2,773 |
| Germany | 52 | 131 | France | | 5 |
| Norway | 17 | 1 | Germany | 1 | 10 |
| United States of America | 82 | 386 | Japan | 1 | 1 |
| Commonwealth States (see Item 682A). | | | United States of America | | 16 |
| | 306 | 1,008 | Commonwealth States | 2,438 | 9,851 |
| 682A.— <i>Chain and Chains imported from or via the Commonwealth States not sufficiently described to classify as above:</i> | | | | 3,159 | 12,656 |
| United Kingdom | 2 | 15 | 692.— <i>CRUCIBLES—METAL—</i> | | |
| Commonwealth States | 888 | 4,555 | United Kingdom | | 1 |
| | 890 | 4,570 | Commonwealth States (see Item 847B). | | 1 |
| COPPER— | | | | | |
| 683.— <i>Angles, Bars, Rods, Strips and Tees (Plain):</i> | | | 693.— <i>CYLINDERS—GAS—</i> | | |
| United Kingdom | 75 | 336 | United Kingdom | | 6,339 |
| United States of America | 24 | 101 | Germany | | 1,258 |
| Commonwealth States | 258 | 1,583 | Commonwealth States | | 8,545 |
| | 357 | 2,020 | | | 16,142 |
| 684.— <i>Blocks, Ingots, Pig, Scrap:</i> | | | 694.— <i>ELECTROLIERS, GASOLIERS, CHANDELIERS, ETC.—</i> | | |
| Commonwealth States | 189 | 616 | United Kingdom | | 751 |
| | | | India | | 1 |
| | | | Czecho-Slovakia | | 25 |
| | | | Germany | | 331 |
| | | | Japan | | 156 |
| | | | United States of America | | 22 |
| | | | | | 1,236 |

No. 5.—IMPORTS, 1936-1937—continued.

| Article and Countries | According to Country of Origin. | | Articles and Countries. | According to Country of Origin. | |
|--|---------------------------------|--------|--|---------------------------------|---------|
| | Quantity. | Value. | | Quantity. | Value. |
| (B) METALS AND MANUFACTURES, ETC.—continued. | | £ | (B) METALS AND MANUFACTURES, ETC.—continued. | | £ |
| 695.—ELECTROTYPES AND STEREOTYPES— | | | GAS APPLIANCES— | | |
| United Kingdom | ... | 30 | 702.—Cooking : | | |
| Canada | ... | 1 | United Kingdom | ... | 3,589 |
| Sweden | ... | 1 | Canada | ... | 43 |
| United States of America | ... | 3 | Commonwealth States | ... | 11,205 |
| Commonwealth States | ... | 3 | | | 14,787 |
| | | 38 | 702A.—Heating : | | |
| ENAMELLED WARE—METAL— | | | United Kingdom | ... | 316 |
| 696.—Baths, Sinks and other large Ware : | | | Germany | ... | 607 |
| United Kingdom | ... | 52 | Japan | ... | 1 |
| Commonwealth States | ... | 23,450 | Commonwealth States | ... | 3,608 |
| | | 23,502 | | | 4,532 |
| 697.—Enamelled Ware, N.E.I. : | | | 703-704.—Meters and Parts : | | |
| United Kingdom | ... | 6,586 | United Kingdom | ... | 1,342 |
| Belgium | ... | 6 | Commonwealth States | ... | 1,913 |
| China | ... | 10 | | | 3,255 |
| Czecho-Slovakia | ... | 99 | 705.—N.E.I. : | | |
| Germany | ... | 559 | United Kingdom | ... | 542 |
| Japan | ... | 508 | Sweden | ... | 3 |
| Poland | ... | 17 | Commonwealth States | ... | 156 |
| Sweden | ... | 132 | | | 701 |
| United States of America | ... | 1 | 706.—HINGES OF ALL KINDS— | | |
| Commonwealth States | ... | 4,191 | United Kingdom | ... | 77 |
| | | 12,109 | Canada | ... | 67 |
| 698.—EYELETS AND EYELET HOOKS— | | | Sweden | ... | 353 |
| United Kingdom | ... | 128 | Commonwealth States | ... | 1,581 |
| Germany | ... | 54 | | | 2,078 |
| Commonwealth States (see Item 847B). | | 182 | IRON AND STEEL— | | |
| | | 182 | 708.—Rod, in Coils : | cwt. | |
| 699.—FASTENERS — MACHINE BELT— | | | United Kingdom | 2 | 2 |
| United Kingdom | ... | 709 | 709.—Angles and Tees : | | |
| Germany | ... | 11 | United Kingdom | 816 | 560 |
| United States of America | ... | 35 | Belgium | 46 | 17 |
| Commonwealth States (see Item 847B). | | 755 | Japan | 12 | 12 |
| | | 755 | United States of America | 200 | 130 |
| 699A.—FASTENERS — SLIDE (KNOWN AS ZIPPER)— | | | Commonwealth States | 40,993 | 23,074 |
| United Kingdom | ... | 4 | | 42,067 | 23,793 |
| Commonwealth States (see Item 847B). | | 4 | 710.—Bar, Rod, etc., N.E.I. : | | |
| | | 4 | United Kingdom | 10,653 | 16,431 |
| 700.—FENDERS AND FIRE IRONS— | | | Sweden | 1,798 | 2,659 |
| United Kingdom | ... | 36 | United States of America | 5 | 115 |
| Commonwealth States (see Item 847B). | | 36 | Commonwealth States | 168,757 | 97,382 |
| | | 36 | | 181,213 | 116,587 |
| 701.—FIRE EXTINGUISHERS— | | | 711.—High Grade Carbon and Alloy Steels, in Ingots and Billets : | | |
| HAND, ETC.— | | | United Kingdom | 2,952 | 6,730 |
| United Kingdom | ... | 515 | Sweden | 852 | 1,290 |
| Commonwealth States | ... | 1,093 | | 3,804 | 8,020 |
| | | 1,608 | 711A.—Ferrous Alloys not elsewhere provided for : | | |
| | | | United Kingdom | 8 | 111 |
| | | | Norway | 463 | 326 |
| | | | | 471 | 487 |
| | | | 711B.—Ferro-manganese : | | |
| | | | United Kingdom | 1,700 | 1,009 |
| | | | Japan | 600 | 307 |
| | | | | 2,300 | 1,316 |

No. 5.—IMPORTS, 1936-1937—continued.

| Articles and Countries. | According to Country of Origin. | | Articles and Countries. | According to Country of Origin. | |
|---|---------------------------------|---------|---|---------------------------------|--------|
| | Quantity. | Value. | | Quantity. | Value. |
| (B) METALS AND MANUFACTURES, ETC.—continued. | cwt. | £ | (B) METALS AND MANUFACTURES, ETC.—continued. | cwt. | £ |
| IRON AND STEEL—continued. | | | IRON AND STEEL—continued. | | |
| 712.—Hoop : | | | Wire : | | |
| United Kingdom | 2,761 | 2,050 | 726.—Barbed : | | |
| Belgium | 47 | 17 | United Kingdom | 320 | 281 |
| Germany | 1,648 | 1,290 | Commonwealth States | 7,346 | 8,236 |
| Luxemburg | 80 | 36 | | 7,666 | 8,517 |
| United States of America | 8 | 14 | | | |
| Commonwealth States | 206 | 338 | 727.—Of No. 15 or Finer Gauge : | | |
| | 4,750 | 3,745 | United Kingdom | 1,620 | 2,484 |
| 713.—Ingots, Blooms, Slabs, etc. : | | | Commonwealth States, from or via, included in Items 729, 730. | | |
| United Kingdom | 71 | 64 | | 1,620 | 2,484 |
| Commonwealth States | 3,672 | 1,454 | | | |
| | 3,743 | 1,518 | 727A.—Fencing—Gauges 8 to 14 inclusive : | | |
| 714.—Pig Iron : | | | United Kingdom | 59 | 66 |
| United Kingdom | 100 | 45 | Commonwealth States | 42,865 | 40,727 |
| Commonwealth States | 60,341 | 12,985 | | 42,924 | 40,793 |
| | 60,441 | 13,030 | 728.—For use in the Manufacture of Barbed Wire, etc. : | | |
| Plate and Sheet— | | | Commonwealth States | 28,710 | 15,144 |
| 715.—Galvanized, Flat : | | | | | |
| United Kingdom | 3,980 | 3,198 | 728A.—Steel Nail : | | |
| Commonwealth States | 45,632 | 58,315 | United Kingdom | 5 | 16 |
| | 49,612 | 61,513 | Commonwealth States | 3,224 | 2,195 |
| 716.—Galvanized, Corrugated : | | | | 3,229 | 2,211 |
| United Kingdom | 14,321 | 11,295 | 729.—Other—Black :* : | | |
| Commonwealth States | 125,094 | 149,062 | United Kingdom | 98 | 125 |
| | 139,415 | 160,357 | Commonwealth States | 63 | 53 |
| 717.—Corrugated, Black : | | | | 161 | 178 |
| United Kingdom | 210 | 231 | 730.—Other—Galvanized, Tinned, or otherwise Coated : * : | | |
| 718.—Plain : | | | United Kingdom | 131 | 180 |
| United Kingdom | 11,872 | 8,024 | Commonwealth States | 9,975 | 12,544 |
| Japan | 2 | 5 | | 10,106 | 12,524 |
| Commonwealth States | 261,159 | 164,949 | | | |
| | 273,033 | 172,978 | IRONS— | | |
| 719.—Tinned : | | | 731.—Smoothing—Electric : | No. | |
| United Kingdom | 36,080 | 41,863 | United Kingdom | 120 | 148 |
| Japan | 640 | 970 | Commonwealth States (see Item 847B). | | |
| | 36,720 | 42,833 | | 120 | 148 |
| 721.—Scrap—Other : | ton. | | 731A.—Smoothing—Other : | | |
| United Kingdom | 350 | 1,430 | United Kingdom | 1,578 | 35 |
| Structural— | | | Germany | 172 | 19 |
| 723-723A.—Beams, Girders, Joists, etc. (Drilled or not Drilled) : | cwt. | | Japan | 6 | 2 |
| United Kingdom | 464 | 517 | United States of America | 1049 | 518 |
| Commonwealth States | 61,989 | 33,988 | Commonwealth States (see Item 847B) | | |
| | 62,453 | 34,505 | | 2,805 | 574 |
| 724-724A.—Channels (Drilled or not Drilled) : | | | 732. Soldering Electric : | | |
| Commonwealth States | 13,072 | 7,115 | United Kingdom | 93 | 29 |
| 725.—Troughing and Bridge Iron and Steel (not Drilled, etc.) : | | | Japan | 432 | 16 |
| United Kingdom | 628 | 314 | Sweden | 2 | 2 |
| Commonwealth States, from or via, included in Item 723-723A. | | | Commonwealth States (see Item 847B). | | |
| | 628 | 314 | | 527 | 47 |

* Includes No. 15 or finer gauges from or via Commonwealth States.

No. 5.—IMPORTS, 1936-1937—continued.

| Articles and Countries. | According to Country of Origin. | | Articles and Countries. | According to Country of Origin. | |
|--|---------------------------------|--------------|---|---------------------------------|--------------|
| | Quantity. | Value. | | Quantity. | Value. |
| (B) METALS AND MANUFACTURES —continued. IRONS—continued. 732A.—Soldering, Other : | No. | £ | (B) METALS AND MANUFACTURES ETC.—continued. LAMPS AND LAMPWARE—contd. 742.—Bowls, Shades, etc., for Lighting Purposes, etc. : | | £ |
| United Kingdom | 1,265 | 31 | United Kingdom | | 972 |
| Sweden | 42 | 5 | Canada | | 2 |
| Commonwealth States (see Item 847B). | | | Austria | | 5 |
| | 1,307 | 36 | Czecho-Slovakia | | 23 |
| 733.—KETTLES AND COOKING UTENSILS—ALUMINIUM— Commonwealth States | | 7,358 | Germany | | 424 |
| 734.—KETTLES, SAUCEPANS, ETC.—CAST IRON (TINNED OR PLAIN)— United Kingdom | | | Japan | | 17 |
| Commonwealth States | | | Sweden | | 14 |
| | | | United States of America Commonwealth States | | 425 3,010 |
| 735.—KITCHENWARE OF WIRE, TINNED PLATE, ETC.— United Kingdom | | 490 | | | 4,892 |
| Canada | | 220 | 742A.—Lamp Chimneys of Glass : | doz. | |
| Germany | | 39 | United Kingdom | 127 | 49 |
| Japan | | 94 | Austria | 2 | 3 |
| United States of America Commonwealth States | | 353 4,868 | Czecho-Slovakia | 1 | 1 |
| | | 6,064 | Germany | 1,946 | 152 |
| 736.—DISH, POT, OR PLATE WASHERS OF METAL OR TEX- TILE COMBINED— Germany | | 21 | Japan | 595 | 54 |
| United States of America Commonwealth States (see Item 847B). | | 7 | Sweden | 6 | 3 |
| | | 28 | Commonwealth States, from or via, included in Item 742. | | |
| LAMPS AND LAMPWARE— 738. Lamps, Lampware and Lanterns, N.E.I., etc. : | | | 2,677 | 262 | |
| United Kingdom | | 7,914 | LEAF AND FOIL— 743.—Gold : | | 103 |
| Canada | | 452 | United Kingdom | | |
| Hong Kong | | 855 | Commonwealth States, from or via, included in Item 744. | | 103 |
| Austria | | 10 | | | |
| Germany | | 1,496 | 744.—All other : | | 679 |
| Japan | | 228 | United Kingdom | | 105 |
| Norway | | 2 | Canada | | 51 |
| Sweden | | 575 | United States of America Commonwealth States | | 40 |
| United States of America Commonwealth States | | 947 4,820 | | | 875 |
| | | 17,297 | LEAD— 746.—Pig : | cwt. | 611 |
| 740.—Oil or Spirit-heating Lamps : | | | Commonwealth States | 515 | |
| United Kingdom | | 276 | 748.—Sheet and Piping : | | 1,093 |
| Austria | | 45 | United Kingdom | 794 | 15,499 |
| Germany | | 660 | Commonwealth States | 7,395 | |
| Japan | | 2 | | 8,189 | 16,592 |
| Sweden | | 903 | 749.—LOCKS— United Kingdom | | 3,184 |
| United States of America Commonwealth States | | 18 982 | Germany | | 106 |
| | | 2,886 | Sweden | | 3 |
| 741.—Incandescent Mantels : | | | United States of America Commonwealth States | | 10 2,446 |
| United Kingdom | 30,934 | 364 | | | 5,749 |
| Germany | 250 | 3 | 750.—MALLEABLE IRON CAST- INGS, N.E.I.— | lb. | 115 |
| United States of America Commonwealth States, from or via, included in Item 738. | 72 | 1 | United Kingdom | 3,018 | 3 |
| | 31,256 | 368 | Canada | 70 | 58 |
| | | | United States of America Commonwealth States (see Item 847B). | 946 | |
| | | | 4,034 | 176 | |
| | | | 750A.—METERS, N.E.I.— United Kingdom | | 3,94 |
| | | | Commonwealth States (see Item 847B). | | 1 |
| | | | | | 3,941 |

No. 5.—IMPORTS, 1936-1937—continued.

| Articles and Countries. | According to Country of Origin. | | Articles and Countries. | According to Country of Origin. | |
|---|---------------------------------|---------|--|---------------------------------|--------|
| | Quantity. | Value. | | Quantity. | Value. |
| (B) METALS AND MANUFACTURES, ETC.—continued. | cwt. | £ | (B) METALS AND MANUFACTURES, ETC.—continued. | | £ |
| PIPES AND TUBES AND FITTINGS THEREFOR—continued. | | | 770B.—PINS—HAIR— | | |
| 767.—Water-bore Casings : | | | United Kingdom | | 3 |
| United Kingdom | 4,218 | 5,667 | Commonwealth States (see Item 847B). | | 3 |
| Commonwealth States (see Item 769C). | 4,218 | 5,667 | | | |
| Other Wrought Iron or Steel Pipes and Tubes : | | | 770C.—PINS—SAFETY— | | |
| 768.—Not more than 3in. Internal Diameter : | | | United Kingdom | | 6 |
| United Kingdom | 1,955 | 5,339 | Commonwealth States (see Item 847B). | | 6 |
| Canada | 59 | 268 | | | |
| Germany | 2 | 18 | PLATED WARE AND CUTLERY— | | |
| United States of America | 7 | 65 | 771.—Cutlery, Spoons and Forks, N.E.I., etc. :* | | |
| Commonwealth States (see Item 769C). | 2,023 | 5,690 | United Kingdom | | 21,258 |
| 769.—Over 3in. and not exceeding 6in. Internal Diameter : | | | Canada | | 27 |
| United Kingdom | 15,703 | 15,100 | Malaya, British | | 1 |
| Commonwealth States (see Item 769C). | 15,703 | 15,100 | Austria | | 13 |
| 769A.—Over 6in. Internal Diameter : | | | China | | 15 |
| United Kingdom | 3,248 | 3,084 | Czecho-Slovakia | | 85 |
| Commonwealth States (see Item 769C). | 3,248 | 3,084 | France | | 55 |
| 769B.—Welded Conduit Pipes and Tubes : | | | Germany | | 1,844 |
| United Kingdom | 920 | 951 | Japan | | 265 |
| Commonwealth States (see Item 769C). | 920 | 951 | Sweden | | 94 |
| 769C.—Pipes and Tubes, except Boiler Tubes and Fittings, imported from or via the Commonwealth States, not sufficiently described to classify : | | | United States of America | | 209 |
| United Kingdom | 5 | 33 | Commonwealth States | | 27,571 |
| Commonwealth States | 133,868 | 164,540 | | | |
| | 133,873 | 164,573 | 772.—Plated Ware, N.E.I. : | | |
| 770.—PINS, HOOKS AND EYES, AND CROCHET HOOKS OF METAL | | | United Kingdom | | 1,115 |
| United Kingdom | | 3,193 | New Zealand | | 2 |
| Czecho-Slovakia | | 5 | Czecho-Slovakia | | 8 |
| Germany | | 219 | Germany | | 97 |
| Commonwealth States (see Item 847B). | | 3,417 | Japan | | 8 |
| 770A.—PISTON RINGS, PINS AND VALVES— | | | Commonwealth States | | 18,717 |
| United Kingdom | | 2,047 | | | |
| Canada | | 23 | 773.—Spoons; Forks; Butter, Fish and Fruit Knives—Plated or of Mixed Metal : | | |
| Germany | | 34 | United Kingdom | | 5,127 |
| Hungary | | 6 | Canada | | 20 |
| Switzerland | | 8 | Czecho-Slovakia | | 1 |
| United States of America | | 112 | Germany | | 68 |
| Commonwealth States (see Item 847B). | | 2,230 | Japan | | 277 |
| | | | United States of America | | 12 |
| | | | Commonwealth States, from or via, included in Item 771. | | 5,505 |
| | | | 774.—PLATES PREPARED FOR ENGRAVERS AND LITHOGRAPHERS— | | |
| | | | United Kingdom | | 1,182 |
| | | | Germany | | 3 |
| | | | Commonwealth States (see Item 847B). | | 1,185 |
| | | | | | |
| | | | METALS—PLATED, POLISHED, OR DECORATED. | | |
| | | | 775B.—Pipes and Tubes (excepting Gold, Silver, Zinc, or Tin) : | | |
| | | | United Kingdom | cwt. 7 | 29 |
| | | | Germany | 4 | 18 |
| | | | Commonwealth States (see Item 847B). | | |
| | | | | 11 | 47 |

* Includes Butter, Fish and Fruit Knives, etc., N.E.I., imported from or via the Commonwealth States.

No. 5.—IMPORTS, 1936-1937—continued.

| Articles and Countries. | According to Country of Origin. | | Articles and Countries. | According to Country of Origin. | |
|---|---------------------------------|--------|---|---------------------------------|--------|
| | Quantity. | Value. | | Quantity. | Value. |
| (B) METALS AND MANUFACTURES, ETC.—continued. | oz. | £ | (B) METALS AND MANUFACTURES, ETC.—continued. | | £ |
| 776.—PLATINUM, VIZ.—BARS, RODS, BLOCKS, STRIPS, ETC.— United Kingdom | 51 | 471 | 789.—SCREW HOOKS, EYES, AND RINGS— United Kingdom | 64 | |
| 776A.—POLES—STEEL TUBULAR— United Kingdom | 8,670 | 6,884 | Germany | 56 | |
| Commonwealth States (see Item 847B). | 8,670 | 6,884 | Sweden | 15 | |
| PRINTERS' MATERIALS— | | | Commonwealth States (see Item 847B). | 135 | |
| 777.—Circles, Clamps, Curves, Knives (Parings), etc. : United Kingdom | | 49 | SCREWS— | | |
| 778.—Type, including Spaces and Quads, etc. : United Kingdom | | 500 | 790.—Brake and Plough Screws, Music-stool, etc. : United Kingdom | 54 | |
| Germany | | 78 | Commonwealth States (see Item 792A). | 54 | |
| United States of America | | 76 | 791.—Screws for Wood, N.E.I. : United Kingdom | 251 | |
| Commonwealth States | | 11,110 | Belgium | 117 | |
| RAILWAY AND TRAMWAY MATERIAL— | | 11,764 | Japan | 12 | |
| 780.—Fish-plates, Tie-plates and Rods : Commonwealth States | 9,403 | 6,328 | Poland | 47 | |
| 781A.—Rails Grooved for Tramways—Other : United Kingdom | 21 | 22 | Sweden | 217 | |
| Commonwealth States, from or via, included in Item 783A. | 21 | 22 | Commonwealth States (see Item 792A). | 644 | |
| 782A.—Rails weighing 50lbs. per yard and over : Commonwealth States | 88,751 | 44,716 | 792.—Screws, N.E.I., including Sash Screws and Attachments : United Kingdom | 34 | |
| 783A.—Rails weighing less than 50lbs. per yard : United Kingdom | 9 | 10 | Canada | 1 | |
| Commonwealth States | 63,053 | 33,504 | Sweden | 1 | |
| 785.—RETORTS, PANS, CONDENSERS, CYLINDERS, ETC.— United Kingdom | | 36 | Commonwealth States (see Item 792A). | 36 | |
| United States of America | | 3 | 792A.—Screws, all kinds, imported from or via the Commonwealth States not sufficiently described to classify as above : Commonwealth States | 8,471 | |
| Commonwealth States (see Item 847B). | | 39 | 793.—SPRINKLERS (NOT GOLD OR SILVER)— Germany | 3 | |
| 786.—RIVETS—BIFURCATED— United Kingdom | 78 | 393 | Commonwealth States (see Item 847B). | 3 | |
| Commonwealth States, from or via, included in Item 875. | 78 | 393 | 794.—STEEL BALLS FOR BEARINGS OTHER THAN CYCLE— United Kingdom | 6 | |
| 787.—RIVETS AND WASHERS—COPPER— United Kingdom | 44 | 281 | Germany | 8 | |
| United States of America | | 1 | Commonwealth States (see Item 847B). | 14 | |
| Commonwealth States, from or via, included in Item 875. | 44 | 282 | 794A.—STEEL GRIT, METAL WOOL AND METAL SHAVINGS, ETC.— United Kingdom | 46 | |
| | | | Commonwealth States (see Item 847B). | 46 | |

No. 5.—IMPORTS, 1936-1937—continued.

| Articles and Countries. | According to Country of Origin. | | Articles and Countries. | According to Country of Origin. | |
|---|---------------------------------|--------|---|---------------------------------|--------|
| | Quantity. | Value. | | Quantity. | Value. |
| (B) METALS AND MANUFACTURES, ETC.— <i>continued.</i> | | £ | (B) METALS AND MANUFACTURES, ETC.— <i>continued.</i> | | £ |
| 795.—STOVES, GRATES AND RANGES FOR COAL AND OTHER SOLID FUEL— | | | TOOLS OF TRADE— <i>continued.</i> | | |
| United Kingdom | | 19 | 803.— <i>Shovels and Spades:</i> | | |
| Canada | | 8 | United Kingdom | | 2,917 |
| Norway | | 2 | United States of America | | 34 |
| United States of America | | 23 | Commonwealth States | | 3,369 |
| Commonwealth States | | 3,765 | | | 6,320 |
| | | 3,817 | 804.— <i>All other:</i> | | |
| 796.—TANKS NOT EXCEEDING 400 GALLONS CAPACITY— | | | United Kingdom | | 26,723 |
| United Kingdom | | 3,053 | Canada | | 2,380 |
| Commonwealth States | | 742 | China | | 3 |
| | | 3,795 | Czecho-Slovakia | | 85 |
| 798.—TIN INGOTS— | | | France | | 148 |
| Commonwealth States | cwt. | 13,698 | Germany | | 5,106 |
| | 861 | | Hungary | | 102 |
| TOOLS OF TRADE— | | | Japan | | 644 |
| 799.— <i>Axes, Hatchets, Adzes, Matchets, etc.:</i> | | | Sweden | | 914 |
| United Kingdom | | 316 | Switzerland | | 135 |
| Canada | | 3,370 | United States of America | | 12,108 |
| Germany | | 31 | | | 48,348 |
| Sweden | | 34 | 804A.— <i>Tools of Trade, N.E.I., imported from or via the Commonwealth States not sufficiently described to classify as above:</i> | | |
| United States of America | | 2,511 | United Kingdom | | 117 |
| Commonwealth States | | 393 | Canada | | 61 |
| | | 6,655 | Germany | | 255 |
| 800.— <i>Files and Rasps:</i> | doz. | | Japan | | 164 |
| United Kingdom | 10,271 | 4,016 | United States of America | | 50 |
| Canada | 10,657 | 3,572 | Commonwealth States | | 20,253 |
| Germany | 6 | 3 | | | 20,900 |
| Switzerland | 8 | 4 | TRAPS— | | |
| United States of America | 447 | 159 | 805-806.— <i>Rabbit and Dog:</i> | | |
| Commonwealth States (see Item 804A). | | | United Kingdom | | 133 |
| | 21,389 | 7,754 | Commonwealth States | | 3,987 |
| 800A.— <i>Hooks and Slashers:</i> | | | | | 4,120 |
| United Kingdom | 165 | 112 | 807.— <i>Vermin, N.E.I.:</i> | doz. | |
| Commonwealth States (see Item 804A). | | | United Kingdom | 60 | 15 |
| | 165 | 112 | France | 6 | 9 |
| 801.— <i>Picks and Mattocks:</i> | | | United States of America | 679 | 57 |
| United Kingdom | 308 | 304 | Commonwealth States (see Item 847B). | | |
| United States of America | 19 | 18 | | 745 | 81 |
| Commonwealth States (see Item 804A). | | | VEHICLES— | | |
| | 327 | 322 | 809-811.— <i>Aircraft and Parts:</i> | | |
| 802.— <i>Saws and Hand-saw Blades:*</i> | | | United Kingdom | | 959 |
| United Kingdom | | 1,685 | Commonwealth States | | 796 |
| Canada | | 2,010 | | | 1,755 |
| Germany | | 85 | 812.— <i>Axles and Axle-boxes, Roller and Ball-bearing, etc.:</i> | | |
| Switzerland | | 18 | United Kingdom | | 54 |
| United States of America | | 457 | Canada | | 271 |
| Commonwealth States | | 209 | United States of America | | 216 |
| | | 4,464 | Commonwealth States, from or via included in Item 814. | | |
| 802A.— <i>Hack Saw Blades:</i> | doz. | | | | 541 |
| United Kingdom | 23,694 | 2,516 | 813.— <i>Axles for Railway and Tramway Vehicles:</i> | owt. | |
| Germany | 354 | 17 | United Kingdom | 7 | 46 |
| Sweden | 492 | 25 | Commonwealth States, from or via, included in Item 814. | | |
| United States of America | 107 | 47 | | 7 | 46 |
| Commonwealth States, from or via, included in Item 802. | | | | 7 | 46 |
| | 24,647 | 2,605 | | | |

* Includes Hack Saw Blades from or via the Commonwealth States.

No. 5.—IMPOETS, 1936-1937—continued.

| Articles and Countries. | According to Country of Origin. | | Articles and Countries. | According to Country of Origin. | |
|--|---------------------------------|--------|---|---------------------------------|---------|
| | Quantity. | Value. | | Quantity. | Value. |
| (B) METALS AND MANUFACTURES, ETC.—continued. | | £ | (B) METALS AND MANUFACTURES, ETC.—continued. | | £ |
| VEHICLES—continued. | | | VEHICLES—continued. | | |
| 814.— <i>Azles, N.E.I.</i> : | | | <i>Cycles and Cycle Parts</i> —contd. | | |
| United Kingdom | | 19 | 821.— <i>Valves for Pneumatic Tyres, Cyclometers etc.</i> : | | |
| Commonwealth States | | 3,759 | United Kingdom | | 2,318 |
| | | 3,778 | Canada | | 570 |
| 814A.— <i>Brake and Transmission</i> | | | Belgium | | 2 |
| <i>Lining</i> : | | | Germany | | 7 |
| United Kingdom | | 2,265 | Japan | | 4 |
| Canada | | 305 | United States of America | | 1,394 |
| Italy | | 5 | Commonwealth States (see | | |
| Sweden | | 2 | Items 816, 823A, 836B). | | 4,295 |
| United States of America | | 226 | | | |
| Commonwealth States (see | | | 822.— <i>Cycle Tubing, including</i> | | |
| Item 836B). | | 2,803 | <i>Liners, Bent Tubing, etc.</i> : | | |
| | | | United Kingdom | | 4,163 |
| <i>Cycle and Cycle Parts</i> : | | | Germany | | 291 |
| 815.— <i>Balls for Cycle Bearings</i> : | | | Commonwealth States (see | | |
| United Kingdom | | 125 | Items 816, 823A). | | 4,454 |
| Germany | | 15 | | | |
| Commonwealth States, | | | 823.— <i>Motor Cycles and Frames</i> | | |
| from or <i>via</i> , included in | | | <i>thereof</i> : | No. | |
| Items 816, 823A respec- | | | United Kingdom | 779 | 31,887 |
| tively. | | 140 | Germany | 1 | 9 |
| | | | United States of America | 14 | 706 |
| 816.— <i>Bicycles, Tricycles, and</i> | | | Commonwealth States (see | | |
| <i>similar Vehicles, N.E.I.,</i> | | | Item 823A). | 794 | 32,602 |
| <i>etc.</i> : | | | | | |
| United Kingdom | | 561 | 823A.— <i>Motor Cycles, Frames, and</i> | | |
| Germany | | 30 | <i>Parts, imported from or via</i> | | |
| Japan | | 3 | <i>the Commonwealth States not</i> | | |
| Commonwealth States | | 6,437 | <i>sufficiently described to classify</i> | | |
| | | 7,031 | <i>as above</i> : | | |
| 817.— <i>Cycle, Motor Cycle and Side</i> | | | United Kingdom | | 1,306 |
| <i>Car Parts</i> : | | | United States of America | | 264 |
| United Kingdom | | 11,031 | Commonwealth States | | 669 |
| Canada | | 13 | | | 2,239 |
| Belgium | | 11 | | | |
| Czecho-Slovakia | | 12 | 824A.— <i>Gears for Motor Vehicles,</i> | | |
| France | | 268 | <i>etc.</i> : | | |
| Germany | | 1,113 | United Kingdom | | 730 |
| Italy | | 76 | Canada | | 204 |
| Japan | | 764 | United States of America | | 433 |
| United States of America | | 321 | Commonwealth States (see | | |
| Commonwealth States, | | | Item 836B) | | 1,367 |
| from or <i>via</i> , included in | | | | | |
| Items 816, 823A, respec- | | 13,609 | <i>Motor Vehicles</i> : | | |
| tively. | | | 825.— <i>Bodies*</i> : | | |
| 819.— <i>Horns, Warning Devices,</i> | | | United Kingdom | | 2,867 |
| <i>N.E.I.</i> : | | | Italy | | 47 |
| United Kingdom | | 1,095 | United States of America | | 975 |
| Canada | | 266 | Commonwealth States | | 392,014 |
| Germany | | 15 | | | 395,903 |
| Italy | | 1 | | | |
| Japan | | 8 | 826.— <i>Parts of Bodies</i> : | | |
| Switzerland | | 5 | United Kingdom | | 80 |
| United States of America | | 1,302 | United States of America | | 75 |
| Commonwealth States (see | | | Commonwealth States, | | |
| Item 836B). | | 2,692 | from or <i>via</i> , included | | |
| | | | in Item 825. | | 155 |
| 820.— <i>Cycle, Motor Cycle and Side</i> | | | | | |
| <i>Car Parts, N.E.I.</i> : | | | 827.— <i>Chassis Unassembled—Car</i> | | |
| United Kingdom | | 13,232 | <i>and Car Type capable of</i> | | |
| Belgium | | 6 | <i>Use for Commercial Ve-</i> | | |
| France | | 27 | <i>hicles</i> : | | |
| Germany | | 1396 | United Kingdom | 1,362 | 102,700 |
| Italy | | 21 | Canada | 1,761 | 89,954 |
| Japan | | 228 | United States of America | 1,049 | 77,123 |
| United States of America | | 41 | | | |
| Commonwealth States (see | | | | | |
| Items 816, 823A). | | 14,951 | | | |
| | | | | 4,172 | 269,777 |

* Includes Parts of Bodies from or *via* the Commonwealth States.

No. 5.—IMPORTS, 1936-1937—continued.

| Articles and Countries. | According to Country of Origin. | | Articles and Countries. | According to Country of Origin. | |
|--|---------------------------------|---------|--|---------------------------------|---------|
| | Quantity. | Value. | | Quantity. | Value. |
| (B) METALS AND MANUFACTURES, ETC.—continued. VEHICLES—continued. <i>Motor Vehicles—continued.</i> 827A.—Chassis, Unassembled— <i>Truck, Omnibus, or other Commercial Vehicles:</i> | No. | £ | (B) METALS AND MANUFACTURES, ETC.—continued. VEHICLES—continued. <i>N.E.I.—continued</i> 834.—Tricycles and Quadricycles— <i>Children's—</i> | | £ |
| United Kingdom | 513 | 68,018 | United Kingdom | | 188 |
| Canada | 559 | 41,110 | Malaya, British | | 3 |
| Germany | 4 | 1,731 | Japan | | 657 |
| United States of America | 545 | 52,727 | Commonwealth States | | 11 |
| | 1,621 | 163,586 | | | 859 |
| 827B.—Chassis, Assembled: | | | 835.—Vehicles, N.E.I.: | | |
| United Kingdom | 102 | 20,597 | United Kingdom | | 2,843 |
| Canada | 72 | 11,686 | United States of America | | 352 |
| Italy | 1 | 94 | Commonwealth States | | 1,530 |
| United States of America | 102 | 30,650 | | | 4,725 |
| | 277 | 63,027 | 836.—Vehicle Parts, N.E.I.— <i>Motor:</i> | | |
| 828.—Chassis Parts: | | | United Kingdom | | 10,301 |
| United Kingdom | | 4,930 | Canada | | 5,342 |
| Canada | | 2,251 | Germany | | 140 |
| Czecho-Slovakia | | 3 | Italy | | 1 |
| Germany | | 5 | Japan | | 18 |
| Italy | | 6 | United States of America | | 7,789 |
| United States of America | | 4,818 | Commonwealth States (see Item 836b). | | |
| Commonwealth States (see Item 836b). | | | | | 23,591 |
| | | 12,013 | 836A.—Vehicle Parts, N.E.I.: | | |
| 828A.—Motor Cars, complete, imported from the Commonwealth States: | | | <i>Other:</i> | | |
| United Kingdom | 55 | 12,307 | United Kingdom | | 346 |
| Canada | 24 | 4,079 | Commonwealth States, from or via, included in Item 835. | | |
| United States of America | 75 | 17,725 | | | 346 |
| | 154 | 34,111 | 836B.—Vehicle Parts, N.E.I.— <i>Motor—Imported from or via the Commonwealth States not sufficiently described to classify—</i> | | |
| PERAMBULATORS, ETC.: | | | United Kingdom | | 1,395 |
| 829-830.—Perambulators, Gocarts, and Parts, N.E.I.: | | | Canada | | 14,280 |
| United Kingdom | | 191 | Japan | | 183 |
| Commonwealth States | | 3,643 | United States of America | | 5,771 |
| | | 3,834 | Commonwealth States | | 113,875 |
| <i>Railway and Tramway Vehicles, N.E.I.:</i> | | | | | 135,504 |
| 831.—Bodies: | | | 837.—Wheels—Iron and Steel and Steel-tired: | | |
| United Kingdom | | 14,819 | United Kingdom | | 922 |
| 832.—Chassis: | | | United States of America | | 18 |
| United Kingdom | | 13,814 | Commonwealth States | | 12,810 |
| | | | | | 13,750 |
| <i>Vehicles and Parts, N.E.I.:</i> | | | 839.—Wheels—N.E.I.: | | |
| 832A.—Shock Absorbers: | | | United Kingdom | | 175 |
| United Kingdom | 5,499 | 2,140 | Canada | | 284 |
| Canada | 3,214 | 1,224 | Commonwealth States | | 1,837 |
| Italy | 4 | 1 | | | 2,296 |
| United States of America | 3,169 | 1,357 | 839A.—Wind-screens, etc.: | | |
| Commonwealth States (see Items 835, 836b). | | | United Kingdom | | 256 |
| | 11,886 | 4,722 | United States of America | | 35 |
| 833.—Springs for Motor Cars and Chassis: | | | Commonwealth States, from or via, included in Item 836B | | |
| United Kingdom | | 491 | | | 291 |
| Canada | | 5 | | | |
| Italy | | 1 | | | |
| United States of America | | 398 | | | |
| Commonwealth States | | 16,785 | | | |
| | | 17,680 | | | |

No. 5.—IMPORTS, 1936-1937—continued.

| Articles and Countries. | According to Country of Origin. | | Articles and Countries. | According to Country of Origin. | |
|---|---------------------------------|-----------|---|---------------------------------|---------|
| | Quantity. | Value. | | Quantity. | Value. |
| (B) METALS AND MANUFACTURES, ETC.—continued. | wt. | £ | Class XIII.—Rubber and Leather and Manufactures thereof and Substitutes therefor. | lb. | £ |
| WIRE— | | | (A) RUBBER AND RUBBER MANUFACTURES— | | |
| 840.—Woven—Over 120 holes to lineal inch: | | | 848B.—COMPOUNDED RUBBER: | | |
| United Kingdom | 1 | 13 | United Kingdom | 55 | 5 |
| Japan | | 3 | 848C.—BOOT ELASTIC | | |
| United States of America | | 1 | United Kingdom | | 664 |
| Commonwealth States (see Item 847B). | | | Commonwealth States (see Item 857A). | | |
| | 1 | 17 | | | 664 |
| 841A.—Woven—Suitable for Fly Doors, etc.: | | | 849.—APPAREL ELASTIC— | | |
| United Kingdom | | 5 | United Kingdom | | 1,269 |
| Belgium | 11 | 11 | Japan | | 197 |
| Japan | 20 | 44 | Commonwealth States (see Item 857A). | | |
| United States of America | | 1 | | | 1,466 |
| Commonwealth States (see Item 847B). | | | | | |
| | 31 | 61 | 850.—FLOOR COVERINGS AND FLOOR AND CARRIAGE MATS OF RUBBER— | | |
| 842.—N.E.I.: | | | United Kingdom | | 86 |
| United Kingdom | | 329 | Malaya, British | | 1 |
| Commonwealth States | | 4,164 | Germany | | 31 |
| | | 4,493 | Japan | | 26 |
| 843-846.—ZINC— | | | United States of America | | 52 |
| United Kingdom | 4,708 | 8,506 | Commonwealth States (see Item 857A). | | |
| New Zealand | 34 | 8 | | | 196 |
| Belgium | 1,029 | 1,295 | 850.—GLOVES—RUBBER— | doz. pair. | |
| United States of America | 200 | 358 | United Kingdom | 15 | 12 |
| Commonwealth States | 9,414 | 16,406 | Canada | 40 | 13 |
| | 15,385 | 26,573 | Commonwealth States (see Item 857A). | | |
| MANUFACTURES OF METALS, N.E.I.— | | | | 55 | 25 |
| 847.—Wholly of Brass, Bronze, etc.: | | | 850B.—LATEX— | lb. | |
| United Kingdom | | 1,223 | Malaya, British | 229 | 28 |
| Canada | | 1 | United States of America | 19 | 2 |
| India | | 76 | | 248 | 30 |
| Malaya, British | | 1 | 851.—HARD RUBBER IN SHEETS— | cwt. | |
| China | | 326 | United Kingdom | 2 | 14 |
| Germany | | 44 | 851A.—RUBBER AND OTHER HOSE— | lb. | |
| Netherlands | | 2 | United Kingdom | 20,671 | 1,506 |
| United States of America | | 14 | Canada | 878 | 63 |
| Commonwealth States (see Item 847B). | | | Japan | 875 | 68 |
| | | 1,687 | United States of America | 432 | 61 |
| 847A.—Other: | | | Commonwealth States (see Item 857A). | | |
| United Kingdom | | 38,470 | | 22,856 | 1,698 |
| Canada | | 282 | 852.—SYRINGES, ENEMAS, INJECTION BOTTLES, URINALS, ETC.— | | |
| South African Union | | 20 | United Kingdom | | 376 |
| Austria | | 1 | Canada | | 27 |
| Belgium | | 22 | France | | 6 |
| China | | 11 | Germany | | 104 |
| Czecho-Slovakia | | 8 | Japan | | 94 |
| France | | 9 | United States of America | | 19 |
| Germany | | 2,083 | Commonwealth States (see Item 857A). | | |
| Hungary | | 28 | | | 626 |
| Japan | | 415 | TYRES—PNEUMATIC— | | |
| Netherlands | | 1 | 854.—Covers: | | |
| Norway | | 55 | United Kingdom | | 1,085 |
| Sweden | | 468 | France | | 211 |
| Switzerland | | 7 | Germany | | 1 |
| United States of America | | 1,576 | Italy | | 69 |
| Commonwealth States (see Item 847B). | | | Commonwealth States | | 267,122 |
| | | 43,456 | | | |
| 847B.—Manufactures of Metal, N.E.I., imported from or via the Commonwealth States not sufficiently described to classify: | | | | | |
| United Kingdom | | 1,517 | | | |
| Canada | | 78 | | | |
| Germany | | 364 | | | |
| Japan | | 434 | | | |
| United States of America | | 335 | | | |
| Commonwealth States | | 212,075 | | | |
| | | 214,803 | | | |
| Total, Class XII B. | | 3,205,041 | | | 268,488 |

No. 5.—IMPORTS, 1936-1937—continued.

| Articles and Countries. | According to Country of Origin. | | Articles and Countries. | According to Country of Origin. | |
|---|---------------------------------|---------|---|---------------------------------|---------|
| | Quantity. | Value. | | Quantity. | Value. |
| (A) RUBBER AND RUBBER MANUFACTURES—continued. TYRES—PNEUMATIC—continued. | | £ | (B) LEATHER AND MANUFACTURES OF LEATHER AND SUBSTITUTES THEREFOR—continued. | sq. ft. | £ |
| 855.—Tubes : | | | LEATHER— | | |
| United Kingdom | | 335 | 863.—Chamois : | | |
| Commonwealth States | | 36,121 | United Kingdom | 1,500 | 83 |
| | | 36,456 | Commonwealth States, from or via, included in Item 869. | | |
| 856.—Tyres, Rubber, other than Pneumatic : | | | | 1,500 | 83 |
| United Kingdom | | 123 | 867.—Patent and Enamelled : | | |
| Commonwealth States | | 335 | United Kingdom | 221 | 9 |
| | | 458 | Germany | 444 | 7 |
| 856A.—HATMAKERS' PRESS BAGS AND RINGS, ETC.— | | | Commonwealth States, from or via, included in Item 869. | | |
| United Kingdom | | 143 | | 665 | 16 |
| Commonwealth States (see Item 857A). | | 143 | 869.—Other : * | | |
| | | | United Kingdom | | 294 |
| 857.—RUBBER—ALL OTHER ARTICLES OF— | | | United States of America | | 41 |
| United Kingdom | | 1,082 | Commonwealth States | | 49,857 |
| Canada | | 121 | | | 50,192 |
| Malaya, British | | 154 | LEATHER MANUFACTURES— | | |
| Belgium | | 1 | 872.—Harness, N.E.I., and Whips : | | |
| Czecho-Slovakia | | 3 | United Kingdom | | 25 |
| Denmark | | 1 | Germany | | 3 |
| France | | 2 | Commonwealth States, from or via, included in Item 873. | | |
| Germany | | 147 | | | 28 |
| Hungary | | 2 | 873.—Other : | | |
| Italy | | 6 | United Kingdom | | 1,336 |
| Japan | | 873 | France | | 28 |
| United States of America | | 89 | Germany | | 80 |
| Commonwealth States (see Item 857A). | | | Japan | | 10 |
| | | 3,081 | Sweden | | 1 |
| 857A.—RUBBER—ALL OTHER ARTICLES OF—IMPORTED FROM OR VIA THE COMMONWEALTH STATES NOT SUFFICIENTLY DESCRIBED TO CLASSIFY— | | | United States of America | | 205 |
| United Kingdom | | 97 | Commonwealth States | | 24,318 |
| Japan | | 39 | | | 25,978 |
| United States of America | | 86 | Total, Class XIII.B. | | 106,205 |
| Commonwealth States | | 92,917 | Class XIV.—Wood and Wicker, Raw and Manufactured. | | |
| | | 93,139 | FURNITURE— | | |
| Total, Class XIII.A. | | 406,489 | 874.—Chairs of Wicker, Bamboo, or Cane : | No. | |
| (B) LEATHER AND MANUFACTURES OF LEATHER AND SUBSTITUTES THEREFOR— | | | Malaya, British | 10 | 3 |
| BELTING— | | | China | 1 | 1 |
| 858.—Canvas and Composition : | | | Commonwealth States, from or via, included in Item 878. | | |
| United Kingdom | | 901 | | 11 | 4 |
| Hungary | | 9 | 875.—Chairs of Wood : | | |
| United States of America | | 98 | United Kingdom | 2 | 8 |
| Commonwealth States | | 3,119 | Norway | 4 | 1 |
| | | 4,127 | Commonwealth States, from or via, included in Item 878. | | |
| 859.—Leather : | | | | 6 | 9 |
| United Kingdom | | 59 | 876.—Chair Seats of any Material : | doz. | |
| Commonwealth States | | 3,652 | Esthonia | 438 | 62 |
| | | 3,711 | Germany | 42 | 18 |
| 860.—Rubber : | | | Commonwealth States, from or via, included in Item 878. | | |
| United Kingdom | | 193 | | 480 | 80 |
| Canada | | 45 | | | |
| United States of America | | 5 | | | |
| Commonwealth States | | 21,827 | | | |
| | | 22,070 | | | |

* Includes all classes of Leather from or via the Commonwealth States.

No. 5.—IMPORTS, 1936-1937—continued.

| Articles and Countries. | According to Country of Origin. | | Articles and Countries. | According to Country of Origin. | |
|--|---------------------------------|--------|--|---------------------------------|--------|
| | Quantity. | Value. | | Quantity. | Value. |
| WOOD AND WICKER—continued. FURNITURE—continued. 877.—Lounges and Settees of Wicker, Bamboo, etc.: | No. | £ | WOOD AND WICKER—continued. TIMBER—continued. 884.—Undressed, N.E.I., for manufacture of boxes: | sup. ft. | £ |
| Malaya, British | 1 | 1 | Canada | 1,330,732 | 3,893 |
| Netherlands | 1 | 1 | Sweden | 77,561 | 469 |
| Commonwealth States, from or via, included in Item 878. | | | Commonwealth States (see Item 886A). | | |
| | 2 | 2 | | 1,408,293 | 4,362 |
| 878.—N.E.I., including any article of Wood, etc.: | | | 885.—For making Boxes, being Cut to size and Dressed, etc.: | | |
| † Commonwealth of Australia | ... | 3 | Finland | 9,532 | 78 |
| United Kingdom | ... | 1,531 | Netherlands | 3,206 | 251 |
| Canada | ... | 34 | Norway | 94,039 | 773 |
| Hong Kong | ... | 74 | Sweden | 574,036 | 5,148 |
| India | ... | 13 | Commonwealth States (see Item 886A). | | |
| Malaya, British | ... | 12 | | 681,713 | 6,250 |
| New Zealand | ... | 1 | | | |
| Austria | ... | 3 | 886.—For making Boxes—Cut to size—Undressed: | | |
| China | ... | 114 | Malaya, British | 117,631 | 656 |
| Czecho-Slovakia | ... | 2 | Commonwealth States (see Item 886A). | | |
| France | ... | 3 | | 117,631 | 656 |
| Germany | ... | 73 | | | |
| Japan | ... | 275 | 886A.—For making Boxes— Dressed or Undressed, etc.— Imported from or via the Commonwealth States not sufficiently described to classify as above: | | |
| Netherlands | ... | 7 | Canada | ... | 3,610 |
| Norway | ... | 5 | New Zealand | ... | 2,352 |
| Sweden | ... | 18 | Commonwealth States | ... | 9,427 |
| Switzerland | ... | 5 | | ... | 15,389 |
| United States of America | ... | 723 | | | |
| Commonwealth States | ... | 21,074 | 889.—Laths for Blinds: | | |
| | ... | 23,970 | United States of America | ... | 184 |
| | | | Commonwealth States | ... | 10 |
| 879.—Picture Frames and Photo- graph Frames, etc.: | | | | ... | 194 |
| United Kingdom | ... | 570 | 891C.—Logs—Not Sawed—Other: | | |
| Germany | ... | 3 | India | 7,200 | 1,118 |
| Japan | ... | 28 | | | |
| United States of America | ... | 13 | 892.—New Zealand White Pine— Undressed—N.E.I.: | | |
| Commonwealth States | ... | 1,610 | New Zealand | 135,120 | 2,443 |
| | ... | 2,224 | | | |
| TIMBER— | | | 896.—Plywood: | | |
| 880.—Architraves, Mouldings and Skirtings: | | | Canada | ... | 76 |
| Commonwealth States | ... | 799 | Japan | ... | 552 |
| | | | Norway | ... | 73 |
| 881.—Bent or Cut into Shape— Dressed—N.E.I.: | | | Philippine Islands | ... | 232 |
| United Kingdom | ... | 3 | United States of America | ... | 310 |
| Germany | ... | 12 | Commonwealth States | ... | 41,472 |
| Commonwealth States, from or via, included in Item 883. | | | | ... | 42,715 |
| | ... | 15 | 899.—Spokes — Dressed — Not Hickory: | No. | |
| 883.—Dressed, N.E.I.: | sup. ft. | | Commonwealth States | 7,434 | 274 |
| Canada | 78 | 14 | | | |
| New Zealand | 1,875 | 70 | Undressed, N.E.I.— | | |
| Norway | 1,566 | 11 | 903.—In sizes less than 8in. x 2in.—Redwood: | sup. ft. | |
| Sweden | 8,363 | 79 | United States of America | 2,042 | 33 |
| United States of America | 185 | 20 | Commonwealth States (see Item 908A). | | |
| Commonwealth States | 8,720 | 164 | | 2,042 | 33 |
| | 20,787 | 358 | | | |
| 883A.—Tongued or Grooved and Weatherboards: | | | | | |
| Norway | 65,117 | 606 | | | |
| Sweden | 20,005 | 178 | | | |
| Commonwealth States, from or via, included in Item 883. | | | | | |
| | 85,122 | 784 | | | |

* Includes all varieties of Furniture from or via the Commonwealth States.

† Australian produce previously exported now returned to this State.

No. 5.—IMPORTS, 1936-1937—continued.

| Articles and Countries. | According to Country of Origin. | | Articles and Countries. | According to Country of Origin. | |
|-------------------------------------|---------------------------------|--------|---------------------------------|---------------------------------|--------|
| | Quantity. | Value. | | Quantity. | Value. |
| WOOD AND WICKER—continued. | sup. ft. | £ | WOOD AND WICKER—continued. | sup. ft. | £ |
| TIMBER—continued. | | | TIMBER—continued. | | |
| Undressed, N.E.I.—contd. | | | 906B.—Douglas Fir—In sizes of | | |
| 903B.—In sizes less than 7in. x | | | 12in. x 10in. and over : | | |
| 2½in.—Douglas Fir : | | | Canada | 354,985 | 1,863 |
| Canada | 186,441 | 1,019 | United States of America | 24,933 | 236 |
| Commonwealth States (see | | | Commonwealth States (see | | |
| Item 908A). | | | Item 908A). | | |
| | 186,441 | 1,019 | | 379,918 | 2,099 |
| 903C.—In sizes less than 7in. x | | | 907.—Veneers : | | |
| 2½in.—Other : | | | United States of America, | | 19 |
| United Kingdom | 500 | 22 | Commonwealth States | | 5,483 |
| Canada | 249 | 1 | | | |
| Malaya, British | 1,250 | 48 | | | |
| Czecho-Slovakia | 27,371 | 224 | | | |
| Finland | 243,727 | 1,434 | 908A.—Undressed, N.E.I., im- | | |
| Philippine Islands | 76,486 | 537 | ported from or via the Com- | | |
| Poland | 3,842 | 27 | monwealth States not suf- | | |
| Siam | 6,650 | 245 | ficiently described to classify | | |
| Sweden | 67,735 | 393 | as above : | | |
| United States of America | 275,528 | 2,328 | United Kingdom | 5,173 | 92 |
| Commonwealth States (see | | | Canada | 546,257 | 10,885 |
| Item 908A). | | | New Zealand | 500 | 12 |
| | 703,338 | 5,250 | Japan | 500 | 24 |
| 904.—In sizes less than 7ft. 6in. x | | | Philippine Islands | 300 | 75 |
| 10½in. x 2½in.—For Door | | | Sweden | 1,350 | 43 |
| Stocks : | | | United States of America | 417,756 | 8,794 |
| Canada | 106,333 | 1,577 | Commonwealth States | 2,640,658 | 38,943 |
| Philippine Islands | 6,235 | 90 | | 3,612,494 | 58,868 |
| United States of America | 38,971 | 539 | WICKER, BAMBOO AND CANE— | | |
| Commonwealth States (see | | | 909.—All articles made of— | | |
| Item 908A). | | | N.E.I. : | | |
| | 151,539 | 2,206 | United Kingdom | | 79 |
| 905.—In sizes of 8in. x 2in. and | | | Japan | | 60 |
| upwards, etc.—Redwood : | | | Commonwealth States | | 12 |
| United States of America | 2,932 | 47 | | | |
| Commonwealth States (see | | | | | |
| Item 908A). | | | | | |
| | 2,932 | 47 | 910.—Bamboo (Clouded), Canes | | |
| 905B.—In sizes of 7in. x 2½in. | | | and Rattans, etc. : | | |
| and upwards, etc.—Douglas | | | Hong Kong | | 14 |
| Fir : | | | India | | 30 |
| Canada | 533,808 | 2,823 | Malaya, British | | 190 |
| United States of America | 69,461 | 709 | China | | 185 |
| Commonwealth States (see | | | Japan | | 36 |
| Item 908A). | | | Netherlands East Indies | | 1,097 |
| | 603,269 | 3,532 | | | 1,552 |
| 905C.—In sizes of 7in. x 2½in. | | | 912.—Articles made of Wood, | | |
| and upwards, etc.—Other : | | | N.E.I. : | | |
| United Kingdom | 600 | 17 | *Commonwealth of Australia | | 164 |
| Canada | 8,351 | 18 | United Kingdom | | 2,690 |
| Philippine Islands | 70,952 | 539 | Canada | | 183 |
| Siam | 112 | 5 | Ceylon | | 3 |
| United States of America | 274,996 | 3,005 | Hong Kong | | 7 |
| Commonwealth States (see | | | India | | 3 |
| Item 908A). | | | Malaya, British | | 2 |
| | 355,011 | 3,584 | Belgium | | 1 |
| 906.—Redwood—In sizes of 12in. | | | China | | 5 |
| x 6in. and over : | | | Denmark | | 2 |
| United States of America | 1,458 | 23 | Finland | | 60 |
| Commonwealth States (see | | | France | | 11 |
| Item 908A). | | | Germany | | 332 |
| | 1,458 | 23 | Hungary | | 1 |
| | | | Japan | | 152 |
| | | | Lithuania | | 3,256 |
| | | | Norway | | 4 |
| | | | Sweden | | 7,027 |
| | | | United States of America | | 521 |
| | | | Yugo Slavia | | 1 |
| | | | Commonwealth States | | 14,635 |
| | | | | | 29,060 |

* Australian produce previously exported now returned to this State.

No. 5.—IMPORTS, 1936-1937—continued.

| Articles and Countries. | According to Country of Origin. | | Articles and Countries. | According to Country of Origin. | |
|---|---------------------------------|---------------|---|---------------------------------|--------|
| | Quantity. | Value. | | Quantity. | Value. |
| WOOD AND WICKER—continued. WOOD MANUFACTURES— 913.— <i>Broom Stocks and Broom Handles</i> : Commonwealth States | | £ 557 | Class XV.—Earthenware, Cements, China, Glass, and Stoneware. BOTTLES, FLASKS, JARS, VIALS AND TUBES, EMPTY, ETC.— 933.— <i>Up to and including a capacity of 8 fluid drams, etc.</i> : United Kingdom | | £ 570 |
| 914.— <i>Casks and Vats—Empty</i> : *Commonwealth of Australia Commonwealth States | | 109 29,694 | | Austria | |
| 916.— <i>Brushmakers' Woodware and Turnery</i> : United Kingdom | | 6 | China | | 3 |
| Canada | | 198 | Czecho-Slovakia | | 43 |
| France | | 1 | Germany | | 126 |
| Norway | | 12 | Japan | | 265 |
| Commonwealth States | | 19 | Netherlands | | 59 |
| | | 236 | United States of America | | 80 |
| 918.— <i>Clothes Pegs</i> : United Kingdom | | 1 | 934.— <i>N.E.I., including Glass Caps for Fruit Jars</i> : United Kingdom | | 1,280 |
| Sweden | | 17 | 935.—BOTTLES, FLASKS, JARS, VIALS AND TUBES, OF GLASS, EARTHENWARE, ETC., CUT-GLASS, EMPTY— Japan | | 9 |
| Commonwealth States | | 2,622 | | | |
| | | 2,640 | 935A.—BOTTLES, FLASKS, JARS, ETC., CUT-GLASS, CONTAINING GOODS NOT <i>ad valorem</i> — United Kingdom | | 2 |
| 919.— <i>Doors of Wood, including Fly Doors</i> : Commonwealth States | No. 924 | 964 | Czecho-Slovakia | | 23 |
| 920-920A.— <i>Handles—Tool</i> : United Kingdom | | 205 | Japan | | 26 |
| Canada | | 758 | | | 51 |
| New Zealand | | 14 | 936-938.—BRICKS— United Kingdom | | 4,037 |
| United States of America | | 3,120 | Commonwealth States | | 3,065 |
| Commonwealth States | | 3,191 | | | 7,102 |
| | | 7,288 | 939.—CEMENT (PORTLAND)— United Kingdom | cwt. 67,514 | 8,582 |
| 923.— <i>Incubators, N.E.I., Foster-mothers and Brooders</i> : Commonwealth States | | 969 | Belgium | 201 | 33 |
| 925.— <i>Lasts and Trees</i> : Commonwealth States | | 771 | France | 334 | 92 |
| 926.— <i>Oars and Sculls</i> : Norway | | 1 | Germany | 1,554 | 616 |
| United States of America | | 153 | Commonwealth States | 30,954 | 4,316 |
| Commonwealth States | | 398 | | 100,557 | 13,639 |
| | | 552 | CEMENT, ASBESTOS, OR SIMILAR MATERIALS— 940.— <i>Sheets and Roofing Slates</i> : United Kingdom | | 217 |
| 927.— <i>Picture and Room Mouldings</i> : Commonwealth States | | 28 | Belgium | | 41 |
| 928.— <i>Rims and Fellos of Hickory in the rough</i> : Commonwealth States | 40 | 50 | Commonwealth States | | 8,487 |
| 929.— <i>Rims, N.E.I.</i> : Commonwealth States | 60 | 21 | | | 8,745 |
| 930.— <i>Shafts, Poles and Bars</i> : Commonwealth States | pairs. 356 | 242 | 941.— <i>All other Articles of</i> : Commonwealth States | | 432 |
| 931.— <i>Shooks</i> : Commonwealth States | | 20 | CROCKERY AND OTHER HOUSEHOLD WARE— 942.— <i>Of China, Porcelain, or Parian Ware</i> : United Kingdom | | 5,678 |
| 932.— <i>Wood-Wool</i> : Sweden | cwt. 400 | 145 | Hong Kong | | 19 |
| Total, Class XIV. | | 258,867 | Malaya, British | | 2 |
| | | | Austria | | 7 |
| | | | China | | 99 |
| | | | Czecho-Slovakia | | 226 |
| | | | Germany | | 108 |
| | | | Japan | | 5,976 |
| | | | Netherlands East Indies | | 1 |
| | | | Commonwealth States | | 4,515 |
| | | | | | 16,631 |

* Australian produce previously exported now returned to this State.

No. 5.—IMPORTS, 1936-1937—continued.

| Articles and Countries. | According to Country of Origin. | | Articles and Countries. | According to Country of Origin. | |
|--|---------------------------------|--------|---|---------------------------------|--------|
| | Quantity. | Value. | | Quantity. | Value. |
| EARTHENWARE, CEMENTS, ETC.— <i>continued.</i> | | £ | EARTHENWARE, CEMENTS, ETC.— <i>continued.</i> | sq. ft. | £ |
| CROCKERY AND OTHER HOUSEHOLD WARE— <i>continued.</i> | | | GLASS— <i>continued.</i> | | |
| 943.— <i>Of Earthenware, Brownware, or Stoneware :</i> | | | 951.— <i>Sheet—Plain, Clear :</i> | | |
| United Kingdom | 22,487 | 1 | United Kingdom | 180,370 | 2,206 |
| Malaya, British | 1 | | Belgium | 308,057 | 2,934 |
| China | 2 | | Commonwealth States (see Item 952B). | | |
| Czecho-Slovakia | 178 | | | 488,427 | 5,140 |
| Germany | 145 | | 951A.— <i>Sheet—Figured, Rolled, Rough-cast, Wired-cast and Opalescent :</i> | | |
| Hungary | 8 | | United Kingdom | 86,986 | 2,032 |
| Japan | 2,274 | | Belgium | 90,486 | 1,097 |
| Netherlands | 67 | | Commonwealth States (see Item 952B). | | |
| Poland | 3 | | | | |
| Commonwealth States | 5,293 | | | | |
| | | 30,458 | 952.— <i>Glass, N.E.I. :</i> | | |
| 944.—CHALK (FRENCH) AND PRE- PARATIONS OF STRATITE, N.E.I.— | cwt. | | United Kingdom | 16,992 | 867 |
| United Kingdom | 2 | 1 | Belgium | 2,400 | 105 |
| France | 13 | 27 | Germany | 435 | 19 |
| Manchuria | 20 | 16 | Commonwealth States (see Item 952B). | | |
| Commonwealth States | 12 | 8 | | 19,827 | 991 |
| | 47 | 52 | 952A.— <i>Glass Powder :</i> | | |
| 945.—ELECTRICAL WARE OF EARTHENWARE, INCLUDING IN- SULATORS— | | | Germany | | 21 |
| United Kingdom | | 392 | 952B.— <i>Glass, N.E.I., imported from or via the Commonwealth States not sufficiently described to classify as above :</i> | | |
| Canada | | 1 | Belgium | | 6 |
| Japan | | 194 | Commonwealth States | | 14,349 |
| United States of America | | 110 | | | 14,355 |
| Commonwealth States | | 7,950 | GLASSWARE— | | |
| | | 8,647 | 953.— <i>Bottles, Flasks, and Jars, over 8 drams, etc. :*</i> | | |
| 946.—FIRECLAY MANUFACTURES, GLAZED OR ENAMELLED, N.E.I.— | | | United Kingdom | | 1 |
| United Kingdom | | 38 | Germany | | 7 |
| Commonwealth States (from or via) included in Item 947. | | | United States of America | | 1 |
| | | 38 | Commonwealth States | | 32,039 |
| 947.—FIRECLAY MANUFACTURES, N.E.I.— | | | | | 32,048 |
| United Kingdom | | 31 | 954A.— <i>Heat Resisting for Cook- ing :</i> | | |
| Commonwealth States | | 723 | United Kingdom | | 24 |
| | | 754 | Commonwealth States (see Item 956A). | | |
| GLASS— | | | | | 24 |
| 949.— <i>Bent, Bevelled, Heraldic, Sand-blasted, etc. :</i> | | | 954B.— <i>Laboratory Glassware, N.E.I., etc. :</i> | | |
| United Kingdom | | 227 | United Kingdom | | 113 |
| Canada | | 18 | Czecho-Slovakia | | 4 |
| Belgium | | 147 | Germany | | 143 |
| Czecho-Slovakia | | 112 | Japan | | 17 |
| France | | 4 | United States of America | | 23 |
| Germany | | 14 | Commonwealth States (see Item 956A). | | |
| United States of America | | 3 | | | 300 |
| Commonwealth States (see Item 952B). | | | 954C.— <i>Vacuum Flasks, Jugs, Cans, etc. :</i> | | |
| | | 525 | United Kingdom | | 188 |
| 950.— <i>Polished and Patent Plate :</i> | sq. ft. | | Hong Kong | | 10 |
| United Kingdom | 60,529 | 5,671 | China | | 10 |
| Belgium | 114,210 | 8,933 | Germany | | 555 |
| France | 1,216 | 123 | Japan | | 483 |
| Commonwealth States (see Item 952B). | | | United States of America | | 2 |
| | 175,955 | 14,727 | Commonwealth States (see Item 956A). | | |
| | | | | | 1,248 |

* Includes all kinds of Bottles, etc., imported from or via the Commonwealth States.

No. 5.—IMPORTS, 1936-1937—continued.

| Articles and Countries. | According to Country of Origin. | | Articles and Countries | According to Country of Origin. | |
|---|---------------------------------|--------|--|---------------------------------|--------|
| | Quantity. | Value. | | Quantity. | Value. |
| Class XVI.—Paper and Stationery. | | | | | |
| (A) PAPER— | cwt. | £ | (A) PAPER—continued. | cwt. | £ |
| 969.—ABSORBENT PAPER FOR COPYING MACHINES, ETC.— | | | COVER PAPER—continued. | | |
| United Kingdom | 677 | 1,010 | 980.—Other: | | |
| Commonwealth States (see Item 1010A). | | | United Kingdom | 51 | 115 |
| | 677 | 1,010 | Austria | 31 | 41 |
| 970.—BLOTTING PAPER— | | | Czecho-Slovakia | 99 | 74 |
| United Kingdom | 500 | 1,564 | Germany | 5 | 13 |
| Canada | 20 | 43 | Commonwealth States (see Item 1010A). | | |
| Germany | 78 | 83 | | 186 | 243 |
| United States of America | 5 | 19 | 980A.—DRY FLONG FOR STEREO MATRICES— | | |
| Commonwealth States (see Item 1010A). | | | United Kingdom | 137 | 749 |
| | 603 | 1,709 | 981.—ELECTRICAL INSULATING PAPER AND BOARDS— | | |
| BOARDS— | | | United Kingdom | 23 | 210 |
| 971.—Millboards: | | | Commonwealth States (see Items 975, 1010A). | | |
| United Kingdom | 94 | 127 | | 23 | 210 |
| Commonwealth States, from or via, included in Item 975. | | | 982.—FILTER PAPER— | | |
| | 94 | 127 | United Kingdom | 114 | 592 |
| 973.—Strawboard, Unlined: | | | France | 1 | 22 |
| Netherlands | 3,961 | 929 | Germany | | 6 |
| Commonwealth States, from or via, included in Item 975. | | | Sweden | | 18 |
| | 3,961 | 929 | Commonwealth States (see Item 1010A). | | |
| 975.—Other Boards:* | | | | 115 | 638 |
| United Kingdom | 729 | 1,931 | 983.—FRUIT WRAPPING PAPER— | | |
| Austria | 34 | 53 | Canada | | 154 |
| Belgium | 7 | 13 | Finland | | 2,195 |
| Finland | 679 | 360 | Norway | | 505 |
| France | | 3 | Sweden | | 2,298 |
| Germany | 2,125 | 1,936 | United States of America | | 1,962 |
| Latvia | 63 | 50 | | | 7,114 |
| Netherlands | 304 | 488 | 984.—GUMMED PAPER, N.E.I.— | | |
| Norway | 33 | 36 | United Kingdom | 171 | 822 |
| Sweden | 2,613 | 3,523 | Commonwealth States (see Item 1010A). | | |
| United States of America | 13 | 166 | | 171 | 822 |
| Commonwealth States | 11,959 | 19,421 | 985.—LITMUS PAPER— | | |
| | 18,559 | 27,980 | United Kingdom | 30 | 22 |
| 977.—CARTRIDGE PAPER— | | | Commonwealth States (see Item 1010A). | | |
| United Kingdom | 257 | 865 | | 30 | 22 |
| Commonwealth States (see Item 1010A). | | | 988.—PAPER FELT AND CARPET FELT PAPER— | | |
| | 257 | 865 | United Kingdom | | 12 |
| 978.—COPYING AND MANIFOLD COPYING, ETC.— | | | Commonwealth States | | 2,072 |
| United Kingdom | 5 | 49 | | | 2,084 |
| Commonwealth States (see Item 1010A). | | | 989.—PARCHMENT, CUT AND UNCUT— | | |
| | 5 | 49 | United Kingdom | 180 | 16 |
| COVER PAPER— | | | United States of America | 32 | 4 |
| 979.—Pressings: | | | Commonwealth States (see Item 1010A). | | |
| United Kingdom | 20 | 17 | | 212 | 20 |
| Austria | 5 | 6 | PRINTING— | | |
| Netherlands | 21 | 15 | Newsprinting, not Glazed, Mill-glazed or Coated— | | |
| Commonwealth States (see Item 1010A). | | | 991.—In Rolls not less than 10in. in width: | | |
| | 46 | 38 | United Kingdom | 4,616 | 49,247 |
| | | | Canada | 3,476 | 28,445 |
| | | | | 8,092 | 77,692 |

* Includes all kinds of Paper Boards from or via the Commonwealth States.

No. 5.—IMPORTS, 1936-1937—continued.

| Articles and Countries. | According to Country of Origin. | | Articles and Countries. | According to Country of Origin. | |
|--|---------------------------------|--------|--|---------------------------------|--------|
| | Quantity. | Value. | | Quantity. | Value. |
| (A) PAPER—continued. PRINTING—continued. <i>Newsprinting, not Glazed, Mill-glazed or Coated—continued.</i> 992.— <i>In Sheets not less than 20in. by 25in.:</i> | ton. | £ | (A) PAPER—continued. 1001.—TISSUE AND TISSUE CAP PAPER, ETC.— | cwt. | £ |
| United Kingdom | 584 | 5,367 | United Kingdom | | 1 |
| Canada | 534 | 3,881 | Austria | 4 | 17 |
| Finland | 8 | 88 | Czecho-Slovakia | 22 | 18 |
| | 1,126 | 9,336 | Finland | 521 | 339 |
| <i>N.E.I., Glazed, Unglazed, Mill-glazed, etc.—</i> | | | France | 92 | 851 |
| 993.— <i>In Rolls not less than 10in.:</i> | | | Germany | 6 | 3 |
| United Kingdom | 84 | 1,123 | Japan | | 2 |
| Canada | 328 | 2,684 | Netherlands | 9 | 10 |
| Germany | 32 | 410 | Norway | 1,916 | 1,220 |
| | 444 | 4,217 | Sweden | 281 | 309 |
| 994.— <i>In Sheets not less than 20in. by 25in.:</i> | | | Commonwealth States (see Item 1010A). | | |
| United Kingdom | 960 | 19,927 | | 2,851 | 2,770 |
| Canada | | 54 | 1002.—TRUE VEGETABLE PARCHMENT, ETC.— | | |
| Austria | 5 | 50 | United Kingdom | 1,091 | 2,575 |
| Czecho-Slovakia | 20 | 344 | Belgium | 20 | 47 |
| Finland | 38 | 467 | Germany | 75 | 218 |
| Germany | 41 | 613 | Commonwealth States (see Item 1010A). | | |
| Norway | 35 | 618 | | 1,186 | 2,840 |
| Sweden | 32 | 608 | | | |
| | 1,131 | 22,681 | WRAPPING PAPERS— | | |
| 995.— <i>Printing, N.E.I.:</i> * | cwt. | | 1004.— <i>Kraft:</i> | | |
| United Kingdom | 106 | 211 | United Kingdom | 10 | 18 |
| Sweden | 22 | 43 | Germany | 1 | 1 |
| Commonwealth States | 846 | 1,586 | Norway | 45 | 44 |
| | 974 | 1,840 | Sweden | 438 | 427 |
| 996.—ROOFING AND SHEATHING FELT AND PAPER— | | | Commonwealth States (see Item 1008A). | | |
| United Kingdom | | 64 | | 494 | 490 |
| Commonwealth States | | 2,028 | 1005.— <i>Other Browns:</i> | | |
| | | 2,092 | United Kingdom | 5 | 10 |
| 998.—STAY CLOTH—GUMMED, ETC.— | lb. | | Japan | | 1 |
| United Kingdom | 575 | 62 | Sweden | 43 | 42 |
| Commonwealth States (see Item 1010A). | | | Commonwealth States (see Item 1008A). | | |
| | 575 | 62 | | 48 | 53 |
| 999.—CARBON PAPER, ETC.— | | | 1006.— <i>Mill-glazed Sulphites:</i> | | |
| United Kingdom | 8,824 | 986 | United Kingdom | 3 | 4 |
| Canada | 430 | 64 | Germany | | 1 |
| United States of America | 5 | 22 | Norway | 64 | 59 |
| Commonwealth States (see Item 1010A). | | | Sweden | 1,047 | 715 |
| | 9,259 | 1,072 | Commonwealth States (see Item 1008A). | | |
| 999A.—STENCIL PAPER— | | | | 1,114 | 779 |
| United Kingdom | 2,149 | 234 | 1007.— <i>Glazed Sulphites:</i> | | |
| Commonwealth States (see Item 1010A). | | | Germany | 11 | 22 |
| | 2,149 | 234 | Commonwealth States (see Item 1008A). | | |
| 1000.—SURFACE-COATED PAPER, N.E.I., ETC.— | cwt. | | | 11 | 22 |
| United Kingdom | 77 | 372 | 1007A.— <i>Transparent Cellulose:</i> | | |
| Austria | 4 | 12 | United Kingdom | 91 | 726 |
| Belgium | 109 | 200 | Germany | 3 | 10 |
| France | 19 | 44 | Japan | 12 | 89 |
| Germany | 1,216 | 1,330 | Commonwealth States (see Item 1008A). | | |
| United States of America | 2 | 19 | | 106 | 825 |
| Commonwealth States (see Item 1010A). | | | | | |
| | 1,427 | 1,977 | | | |

* Includes all kinds imported from or via the Commonwealth States.

No. 5.—IMPORTS, 1936-1937—continued.

| Articles and Countries. | According to Country of Origin. | | Articles and Countries. | According to Country of Origin. | |
|--|---------------------------------|--------|--|---------------------------------|--------|
| | Quantity. | Value. | | Quantity. | Value. |
| (B) STATIONERY AND PAPER MANUFACTURES—continued. | | £ | (B) STATIONERY AND PAPER MANUFACTURES—continued. | | £ |
| 1021.—CRAYONS AND PASTELS, ETC.— | | | 1031.—MATRICES FOR STEREOTYPING— | | |
| United Kingdom | | 210 | Switzerland | | 1 |
| France | | 1 | | | |
| Germany | | 29 | PAPER MANUFACTURES—OTHER— | | |
| Japan | | 37 | 1033.—Calendars, Almanacs and Diaries : | | |
| United States of America | | 46 | United Kingdom | | 728 |
| Commonwealth States (see Item 1062B). | | | Malaya, British | | 1 |
| | | 323 | Germany | | 4 |
| 1022.—FASHION PLATES AND BOOKS— | | | Italy | | 4 |
| United Kingdom | | 1,002 | Japan | | 10 |
| United States of America | | 145 | United States of America | | 9 |
| Commonwealth States (see Item 1062B). | | | Commonwealth States (see Item 1038A). | | |
| | | 1,147 | | | 756 |
| 1023.—GLOBES—GEOGRAPHICAL, TOPOGRAPHICAL, ETC.— | | | 1034.—Labels and Tags : | | |
| United Kingdom | | 10 | United Kingdom | | 184 |
| | | | Germany | | 72 |
| | | | Commonwealth States (see Item 1038A). | | |
| | | | | | 256 |
| INK— | | | 1035.—Pictures for Box Tops, Pad Covers, etc. : | | |
| 1024.—Printing and Stencilling Inks, N.E.I. : | lb. | | United Kingdom | | 146 |
| United Kingdom | 2,511 | 331 | Commonwealth States (see Item 1038A). | | |
| Germany | 32 | 3 | | | 146 |
| United States of America | 5 | 4 | | | |
| Commonwealth States | 221,665 | 6,438 | 1036.—Posters for Advertising purposes : | | |
| | 224,213 | 6,776 | United Kingdom | | 43 |
| 1026.—Writing Ink and Ink Powders, etc. : | | | Switzerland | | 2 |
| United Kingdom | | 322 | Commonwealth States (see Item 1038A). | | |
| United States of America | | 14 | | | 45 |
| Commonwealth States | | 4,071 | | | |
| | | 4,407 | 1037.—Price Lists, Catalogues, Circulars, etc. : | | |
| 1027.—KINDERGARTEN MATERIALS, ETC.— | | | United Kingdom | | 1,646 |
| United Kingdom | | 187 | Canada | | 61 |
| Czecho-Slovakia | | 2 | Hong Kong | | 7 |
| Japan | | 28 | India | | 8 |
| Commonwealth States (see Item 1062B). | | | Palestine | | 1 |
| | | 217 | Austria | | 1 |
| 1028.—MAPS FOR MANUSCRIPT USE— | | | China | | 8 |
| United Kingdom | | 35 | France | | 4 |
| Commonwealth States (see Item 1062B). | | | Germany | | 25 |
| | | 35 | Japan | | 14 |
| 1029.—MAPS OF AUSTRALIA OR ANY PART THEREOF— | | | Netherlands East Indies | | 1 |
| *Commonwealth of Australia | | 6 | Sweden | | 10 |
| United Kingdom | | 13 | Switzerland | | 4 |
| Commonwealth States (see Item 1062B). | | | United States of America | | 179 |
| | | 19 | Commonwealth States (see Item 1038A). | | |
| 1030.—MAPS, N.E.I. ; CHARTS, N.E.I.— | | | | | 1,969 |
| United Kingdom | | 207 | 1038.—Paper Manufactures, N.E.I. : | | |
| Norway | | 2 | United Kingdom | | 1,204 |
| United States of America | | 4 | Canada | | 5 |
| Commonwealth States (see Item 1062B). | | | Hong Kong | | 1 |
| | | 213 | Belgium | | 57 |
| | | | China | | 6 |
| | | | Finland | | 9 |
| | | | France | | 26 |
| | | | Germany | | 122 |
| | | | Japan | | 219 |
| | | | Netherlands | | 30 |
| | | | Sweden | | 7 |
| | | | United States of America | | 116 |
| | | | Commonwealth States (see Item 1038A). | | |
| | | | | | 1,802 |

*Australian produce previously exported now returned to this State.

No. 5.—IMPORTS, 1936-1937—continued.

| Articles and Countries. | According to Country of Origin. | | Articles and Countries. | According to Country of Origin. | |
|---|---------------------------------|--------|--|---------------------------------|--------|
| | Quantity. | Value. | | Quantity. | Value. |
| (B) STATIONERY, ETC.—continued. | | £ | (B) STATIONERY, ETC.—continued. | | £ |
| PAPER MANUFACTURES—continued. | | | PENS AND PENCILS— | | |
| 1038A.—Paper Manufactures, N.E.I., imported from or via the Commonwealth States not sufficiently described to classify: | | | 1046.—Pen Handles of Wood, etc.: | | |
| United Kingdom | | 144 | United Kingdom | | 192 |
| France | | 5 | Germany | | 16 |
| Japan | | 131 | Japan | | 24 |
| Sweden | | 94 | Commonwealth States (see Item 1062B). | | |
| United States of America | | 197 | | | 232 |
| Commonwealth States | | 63,314 | | | |
| | | 63,885 | 1047.—Penholders other than of Wood, etc.: | | |
| | | | United Kingdom | | 31 |
| 1039.—PAINT BOXES OF ALL KINDS—COMPLETELY FITTED— | | | Japan | | 7 |
| United Kingdom | | 142 | Commonwealth States (see Item 1062B). | | |
| Germany | | 3 | | | 38 |
| Japan | | 15 | | | |
| United States of America | | 6 | 1048.—Pencils of Wood, etc.: | | |
| Commonwealth States (see Item 1062B). | | | United Kingdom | | 1,711 |
| | | 166 | Germany | | 1,738 |
| PAINTINGS—OIL AND WATER COLOUR— | | | Japan | | 167 |
| 1040.—By Australian Students, etc.: | | | United States of America | | 50 |
| * Commonwealth of Australia Commonwealth States included in Item 1053. | | 277 | Commonwealth States (see Item 1062B). | | |
| | | 277 | | | 3,686 |
| 1041.—Presented or Bequeathed to the Owner, etc.: | | | 1049.—Fountain Pens, Pencils, N.E.I., etc.: | | |
| * Commonwealth of Australia | | 6 | United Kingdom | | 3,195 |
| United Kingdom | | 65 | Germany | | 64 |
| Argentina | | 6 | Japan | | 59 |
| Commonwealth States, from or via, included in Item 1053. | | | Commonwealth States (see Item 1062B). | | |
| | | 77 | | | 3,318 |
| 1042.—Framed or Unframed, etc.: | | | 1050.—Pen and Pencil Cases and Boxes, etc.: | | |
| United Kingdom | | 5 | United Kingdom | | 4 |
| France | | 110 | Czecho-Slovakia | | 2 |
| Commonwealth States, from or via, included in Item 1053. | | | Japan | | 361 |
| | | 115 | Commonwealth States (see Item 1062B). | | |
| 1043.—N.E.I.: | | | | | 367 |
| United Kingdom | | 46,539 | 1051.—Fancy Pencils, Fancy Cases, etc.: | | |
| Commonwealth States, from or via, included in Item 1053. | | 46,539 | United Kingdom | | 643 |
| | | 46,539 | Germany | | 59 |
| 1044.—PAPER HANGINGS AND WALL PAPERS— | | | Japan | | 117 |
| United Kingdom | doz. rolls. | 1,569 | Netherlands | | 1 |
| Belgium | 2,978 | 207 | Commonwealth States (see Item 1062B). | | |
| Netherlands | 392 | 3 | | | 820 |
| Commonwealth States (see Item 1038A). | | | PICTURES, ETC.— | | |
| | 3,370 | 1,773 | 1052.—Photographs, Prints, etc.: | | |
| 1045.—PAPER PATTERNS— | | | United Kingdom | | 33 |
| United Kingdom | | 156 | Commonwealth States, from or via, included in Item 1053. | | |
| Germany | | 1 | | | 33 |
| United States of America | | 2 | 1053.—Pictures, N.E.I., etc.: | | |
| Commonwealth States (see Item 1038A). | | | United Kingdom | | 309 |
| | | 159 | Germany | | 4 |
| | | | Netherlands | | 4 |
| | | | United States of America | | 2 |
| | | | Commonwealth States | | 2,880 |
| | | | | | 3,199 |

* Australian produce previously exported now returned to this State.

† Includes all kinds of Pictures from or via the Commonwealth States.

No. 5.—IMPORTS, 1936-1937—*continued.*

| Articles and Countries. | According to Country of Origin. | | Articles and Countries. | According to Country of Origin. | |
|--|---------------------------------|---------|------------------------------------|---------------------------------|--------|
| | Quantity. | Value. | | Quantity. | Value. |
| (B) STATIONERY, ETC.,— <i>continued.</i> | | £ | | | |
| 1057.—SLATES—SCHOOL— | | | Class XVII.—Jewellery, Time- | | |
| United Kingdom | | 2 | pieces, and Fancy Goods. | | |
| Germany | | 12 | FANCY GOODS— | doz. | £ |
| Japan | | 2 | ARTICLES FOR GAMES— | | |
| Commonwealth States (<i>see</i> | | 16 | 1063.— <i>Balls—Cricket</i> : | | |
| Item 1062B). | | | United Kingdom | 23 | 31 |
| | | | India | 43 | 45 |
| | | | Commonwealth States (<i>see</i> | | |
| | | | Item 1063H). | | |
| | | | | 66 | 76 |
| 1058.—SLATES (DRAWING), SLATE | | | 1063A.— <i>Balls—Golf</i> : | | |
| PENCILS— | | | United Kingdom | 1,390 | 587 |
| United Kingdom | | 16 | Commonwealth States (<i>see</i> | | |
| Germany | | 5 | Item 1063H). | | |
| Japan | | 14 | | 1,390 | 587 |
| Commonwealth States (<i>see</i> | | 35 | | | |
| Item 1062B). | | | 1063B.— <i>Balls—Tennis</i> : | | |
| | | | United Kingdom | | 1 |
| | | | Commonwealth States (<i>see</i> | | |
| | | | Item 1063H). | | |
| | | | | | 1 |
| 1060.—TRANSFERS, N.E.I.— | | | 1063C.— <i>Bats—Cricket</i> : | No. | |
| United Kingdom | | 377 | United Kingdom | 258 | 200 |
| Germany | | 2 | India | 312 | 35 |
| United States of America | | 5 | Commonwealth States (<i>see</i> | | |
| Commonwealth States (<i>see</i> | | 384 | Item 1063H). | | |
| Item 1038A). | | | | 570 | 235 |
| | | | 1063D.— <i>Fishing Appliances,</i> | | |
| 1061.—WAX—SEALING AND | lb. | | N.E.I. : | | |
| BOTTLING— | | | United Kingdom | | 230 |
| United Kingdom | 44 | 4 | India | | 5 |
| Commonwealth States (<i>see</i> | | | Norway | | 1 |
| Item 1062B). | | | United States of America | | 20 |
| | 44 | 4 | Commonwealth States (<i>see</i> | | |
| | | | Item 1063H). | | |
| | | | | | 256 |
| 1062.—STATIONERY, MANUFAC- | | | 1063E.— <i>Racquets—Tennis</i> : | | |
| TURED FROM PAPER, N.E.I.— | | | Japan | 6,704 | 138 |
| United Kingdom | | 2,948 | Commonwealth States (<i>see</i> | | |
| Belgium | | 14 | Item 1063H). | | |
| Germany | | 72 | | 6,704 | 138 |
| Japan | | 155 | | | |
| United States of America | | 7 | 1063F.— <i>Golf Clubs</i> : | | |
| Commonwealth States (<i>see</i> | | 3,196 | * Commonwealth of Australia | 6 | 2 |
| Item 1062B). | | | United Kingdom | 569 | 312 |
| | | | Commonwealth States (<i>see</i> | | |
| | | | Item 1063H). | | |
| | | | | 575 | 314 |
| 1062A.—STATIONERY, MANUFAC- | | | 1063G.— <i>Other</i> : | | |
| TURED, N.E.I.— | | | United Kingdom | | 1,382 |
| United Kingdom | | 908 | Canada | | 24 |
| Hong Kong | | 1 | India | | 319 |
| China | | 1 | Malaya, British | | 4 |
| Czecho-Slovakia | | 9 | China | | 7 |
| Germany | | 90 | France | | 46 |
| Japan | | 132 | Germany | | 28 |
| Sudan | | 1 | Japan | | 825 |
| Commonwealth States (<i>see</i> | | 1,142 | United States of America | | 48 |
| Item 1062B). | | | Commonwealth States (<i>see</i> | | |
| | | | Item 1063H). | | |
| | | | | | |
| 1062B.—STATIONERY, MANUFAC- | | | | | |
| TURED N.E.I., IMPORTED, | | | | | |
| FROM OR <i>via</i> THE COMMON- | | | | | |
| WEALTH STATES NOT SUFFI- | | | | | |
| CIENTLY DESCRIBED TO | | | | | |
| CLASSIFY— | | | | | |
| United Kingdom | | 415 | | | |
| Canada | | 24 | | | |
| France | | 19 | | | |
| Germany | | 46 | | | |
| Japan | | 9 | | | |
| Sweden | | 44 | | | |
| United States of America | | 451 | | | |
| Commonwealth States | | 82,076 | | | |
| | | 83,084 | | | |
| Total, Class XVII. | | 347,889 | | | 2,683 |

* Australian produce previously exported now returned to this State.

No. 5.—IMPORTS, 1936-1937—continued.

| Articles and Countries. | According to Country of Origin. | | Articles and Countries. | According to Country of Origin. | |
|---|---------------------------------|--------|---|---------------------------------|--------|
| | Quantity. | Value. | | Quantity. | Value. |
| TIMEPIECES, FANCY GOODS, ETC. <i>continued.</i> | | £ | TIMEPIECES, FANCY GOODS, ETC. <i>continued.</i> | | £ |
| ARTICLES FOR GAMES— <i>continued.</i> | | | PIPES (SMOKING) AND ACCESSORIES <i>continued.</i> | | |
| 1063H.— <i>Articles for Games imported from or via the Commonwealth States not sufficiently described to classify as above:</i> | | | 1070.— <i>N.E.I., and Cigar and Cigarette Tubes, etc.:</i> * | | |
| United Kingdom | | 176 | United Kingdom | | 907 |
| Commonwealth States | | 40,497 | Hong Kong | | 5 |
| | | 40,673 | India | | 7 |
| 1064.—BEADS, BROOCHES, BANGLES, STUDS, ETC.— | | | Austria | | 257 |
| United Kingdom | | 136 | China | | 49 |
| Malaya, British | | 2 | Czecho-Slovakia | | 208 |
| Austria | | 5 | Finland | | 15 |
| Czecho-Slovakia | | 55 | France | | 68 |
| France | | 1 | Germany | | 331 |
| Germany | | 11 | Hungary | | 2 |
| Japan | | 90 | Japan | | 440 |
| United States of America | | 3 | Netherlands | | 1 |
| Commonwealth States (<i>see</i> Item 1075A). | | | Poland | | 6 |
| | | 303 | Switzerland | | 16 |
| 1065.—CARD CASES, HAT PINS, MATCH BOXES, ETC.— | | | United States of America | | 24 |
| United Kingdom | | 193 | Commonwealth States | | 254 |
| Hong Kong | | 1 | | | 2,590 |
| China | | 7 | 1072.—SPECTACLE CASES (NOT PARTLY OR WHOLLY OF GOLD OR SILVER)— | | |
| Czecho-Slovakia | | 131 | United Kingdom | | 23 |
| Germany | | 5 | Japan | | 27 |
| Italy | | 2 | Commonwealth States (<i>see</i> Item 1075A). | | |
| Japan | | 95 | | | 50 |
| United States of America | | 106 | 1073.—TOYS— | | |
| Commonwealth States (<i>see</i> Item 1075A). | | | United Kingdom | | 2,124 |
| | | 540 | Canada | | 107 |
| 1066.—CIGAR AND CIGARETTE CASES, ETC.— | | | Ceylon | | 1 |
| United Kingdom | | 3 | Hong Kong | | 1 |
| Commonwealth States (<i>see</i> Item 1075A). | | | Czecho-Slovakia | | 13 |
| | | 3 | Germany | | 1,746 |
| 1067.—COMBS—TOILET— | | | Japan | | 7,201 |
| United Kingdom | | 1,483 | Switzerland | | 28 |
| Czecho-Slovakia | | 39 | United States of America | | 138 |
| Estonia | | 1 | Commonwealth States (<i>see</i> Item 1075A). | | |
| France | | 13 | | | 11,359 |
| Germany | | 24 | 1074.—WEAPONS AND CURIOS, OLD COINS— | | |
| Italy | | 1 | Netherlands East Indies | | 1 |
| Japan | | 591 | 1075.—FANCY GOODS, N.E.I., IN- CLUDING FEATHER DUSTERS— | | |
| United States of America | | 7 | United Kingdom | | 817 |
| Commonwealth States (<i>see</i> Item 1075A). | | | Hong Kong | | 4 |
| | | 2,159 | Malaya, British | | 2 |
| PIPES (SMOKING) AND ACCESSORIES— | | | Austria | | 3 |
| 1069.— <i>Wholly of Clay:</i> | gross. | | China | | 4 |
| United Kingdom | 110 | 24 | Czecho-Slovakia | | 184 |
| Commonwealth States, from or <i>via</i> , included in Item 1070. | | | France | | 14 |
| | 110 | 24 | Germany | | 494 |
| 1069A.— <i>Wood:</i> | doz. | | Hungary | | 2 |
| United Kingdom | 1,549 | 1,989 | Italy | | 2 |
| Austria | 40 | 15 | Japan | | 940 |
| France | 3,242 | 894 | United States of America | | 33 |
| Italy | 1,526 | 270 | Commonwealth States (<i>see</i> Item 1075A). | | |
| Japan | 180 | 12 | | | 2,499 |
| Commonwealth States, from or <i>via</i> , included in Item 1070. | | | 1075A.—FANCY GOODS, N.E.I., IM- PORTED FROM OR VIA THE COMMONWEALTH STATES NOT SUFFICIENTLY DESCRIBED TO CLASSIFY AS ABOVE— | | |
| | 6,537 | 3,180 | United Kingdom | | 815 |
| | | | Germany | | 244 |
| | | | Japan | | 7,376 |
| | | | United States of America | | 100 |
| | | | Commonwealth States | | 47,574 |
| | | | | | 56,109 |

* Includes all Pipes from or *via* the Commonwealth States.

No. 5.—IMPORTS, 1936-1937—continued.

| Articles and Countries. | According to Country of Origin. | | Articles and Countries. | According to Country of Origin. | |
|---|---------------------------------|--------|---|---------------------------------|--------|
| | Quantity. | Value. | | Quantity. | Value. |
| TIMEPIECES, FANCY GOODS, ETC. <i>continued.</i> | | £ | TIMEPIECES, FANCY GOODS, ETC. <i>continued.</i> | | £ |
| JEWELLERY— | | | JEWELLERY— <i>continued.</i> | | |
| 1076.— <i>Beads, Catches and Joints for Pins, etc.:</i> | | | 1083.— <i>Jewellery, N.E.I., including Bolt and Split Rings:</i> | | |
| United Kingdom | 9 | | United Kingdom | 253 | |
| Germany | 12 | | Hong Kong | 2 | |
| Commonwealth States (see Item 1083A). | | | China | 5 | |
| | | 21 | Germany | 90 | |
| | | | Commonwealth States (see Item 1083A). | | |
| 1077.— <i>Gold and Silver Wire for Embroidery Bullion, etc.:</i> | | | | | 350 |
| United Kingdom | | | 1083A.— <i>Jewellery, N.E.I., imported from or via the Commonwealth States not sufficiently described to classify as above:</i> | | |
| Commonwealth States (see Item 1083A). | | 1 | Commonwealth States | | 13,816 |
| | | 1 | | | |
| 1078.— <i>Points and Brooch Pins:</i> | | | TIMEPIECES— | | |
| United Kingdom | | 18 | 1084.— <i>Chronometers—Ships':</i> | | |
| Commonwealth States (see Item 1083A). | | | Norway | | 6 |
| | | 18 | | | |
| 1079.— <i>Precious Stones (Unset)—Diamonds:</i> | | | 1084A.— <i>Clocks:</i> | | |
| South African Union | | | United Kingdom | 255 | |
| Commonwealth States (see Item 1083A). | | 1,889 | Germany | 683 | |
| | | 1,889 | Japan | 5 | |
| 1079A.— <i>Precious Stones (Unset) including Pearls, etc.:</i> | | | United States of America | 12 | |
| *Commonwealth of Australia | | 1,985 | Commonwealth States, from or via, included in Item 1085. | | 955 |
| United Kingdom | | 112 | | | |
| South African Union | | 619 | 1085.— <i>Clocks, N.E.I., Clock Movements and Parts of: †</i> | | |
| Japan | | 17 | United Kingdom | 1,526 | |
| Poland | | 31 | Canada | 3,854 | |
| Commonwealth States (see Item 1083A). | | | Czecho-Slovakia | 381 | |
| | | 2,764 | France | 7 | |
| | | | Germany | 2,682 | |
| 1080.— <i>Reconstructed, etc.—Precious Stones and Pearls (Unset):</i> | | | Japan | 208 | |
| *Commonwealth of Australia | | 418 | Norway | 1 | |
| United Kingdom | | 6 | Switzerland | 90 | |
| Czecho-Slovakia | | 1 | United States of America | 478 | |
| Commonwealth States (see Item 1083A). | | | Commonwealth States | 6,026 | |
| | | 425 | | | 15,253 |
| 1081.— <i>Rolled Gold Jewellery, under 9 carat:</i> | | | 1086.— <i>Time Registers and Detectors:</i> | | |
| United Kingdom | | 662 | United Kingdom | 12 | |
| Canada | | 52 | Germany | 15 | |
| Austria | | 10 | | | 27 |
| China | | 21 | | | |
| Czecho-Slovakia | | 949 | 1087.— <i>Watches and Chronometers, N.E.I.: ‡</i> | | |
| France | | 8 | United Kingdom | 162 | |
| Germany | | 653 | Canada | 2,278 | |
| Japan | | 186 | Germany | 133 | |
| Switzerland | | 6 | Switzerland | 912 | |
| United States of America | | 207 | United States of America | 501 | |
| Commonwealth States (see Item 1083A). | | | Commonwealth States | 587 | |
| | | 2,754 | | | 4,573 |
| 1082.— <i>Unfinished Jewellery, viz., Unset, Bracelets, etc.:</i> | | | 1088.— <i>Watches and Bracelets combined:</i> | | |
| United Kingdom | | 3 | Switzerland | | 4 |
| Commonwealth States (see Item 1083A). | | | Commonwealth States, from or via, included in Item 1087. | | |
| | | 3 | | | 4 |

* Australian produce previously exported now returned to this State. † Includes Clocks from or via the Commonwealth States.

‡ Includes watches from or via the Commonwealth States.

No. 5.—IMPORTS, 1936-1937—*continued.*

| Articles and Countries. | According to Country of Origin. | | Articles and Countries. | According to Country of Origin. | |
|--|---------------------------------|---------|---|---------------------------------|--------|
| | Quantity. | Value. | | Quantity. | Value. |
| TIMEPIECES, FANCY GOODS, ETC. <i>continued.</i> | | £ | OPTICAL, SURGICAL AND SCIENTIFIC INSTRUMENTS—<i>continued.</i> | | £ |
| TIMEPIECES—<i>continued.</i> | | | 1097.—MAGIC OR OPTICAL LANTERNS— | | |
| 1089.— <i>Watch Movements, N.E.I.:</i> | | | Japan | | 22 |
| France | | 7 | 1098.—MODELS OF INVENTIONS— | | |
| Germany | | 20 | SHIPS— | | |
| Switzerland | | 719 | * Commonwealth of Australia | | 1,650 |
| Commonwealth States, from or <i>via</i> , included in Item 1087 | | 746 | United Kingdom | | 15 |
| | | | Germany | | 61 |
| 1090.— <i>Watch and Clock Springs :</i> | | | | | 1,726 |
| United Kingdom | | 43 | 1099.—NATURAL HISTORY—SPECI- | | |
| Canada | | 6 | MENS OF, ETC.— | | |
| Switzerland | | 64 | United Kingdom | | 58 |
| Commonwealth States, from or <i>via</i> , included in Items 1087, 1085, res- pectively. | | 113 | Germany | | 19 |
| | | | | | 77 |
| 1090A.— <i>Wristlet Watches and</i> <i>Cases therefor—Nickel-plated,</i> <i>etc.:</i> | | | OPTICAL AND METEOROLOGICAL IN- | | |
| Germany | | 12 | STRUMENTS, ETC.— | | |
| Switzerland | | 1,465 | 1100.— <i>Microscopes and Teles-</i> <i>copes :</i> | No. | |
| Commonwealth States, from or <i>via</i> , included in Item 1087. | | 1,477 | United Kingdom | 352 | 200 |
| | | | Japan | 774 | 26 |
| 1090B.— <i>Wristlet Watches and</i> <i>Cases therefor—Other :</i> | | | United States of America Commonwealth States (see Item 1105A). | 52 | 58 |
| Germany | | 23 | | 1,178 | 284 |
| Switzerland | | 627 | 1101.— <i>Opera, Field and Marine</i> <i>Glasses, N.E.I.:</i> | | |
| Commonwealth States, from or <i>via</i> , included in Item 1087. | | 650 | United Kingdom | 7 | 14 |
| | | | France | 44 | 77 |
| Total, Class XVII.... | | 169,625 | Japan | 711 | 32 |
| | | | United States of America Commonwealth States (see Item 1105A). | 1 | 1 |
| Class XVIII.—Optical, Surgical, and Scientific Instruments. | | | | 763 | 124 |
| 1091.—BALANCES—ANALYTICAL AND ASSAY, ETC.— | | | <i>Spectacles and Frames, Magnify-</i> <i>ing and Reading Glasses—</i> | | |
| United Kingdom | | 385 | 1103.— <i>Rolled-gold, Gold-filled,</i> <i>Gold-cased :</i> | | |
| Germany | | 1 | United Kingdom | | 68 |
| Commonwealth States (see Item 1145A). | | 386 | Germany | | 979 |
| | | | Commonwealth States (see Item 1105A). | | 1,047 |
| 1093.—CINEMATOGRAPHS, N.E.I., ETC.— | | | 1104.— <i>Wholly or Partly of Gold</i> <i>or Silver, etc.:</i> | | |
| United Kingdom | | 134 | United Kingdom | | 1 |
| Commonwealth States | | 5,529 | Commonwealth States (see Item 1105A). | | 1 |
| | | | | | 1 |
| CINEMATOGRAPH FILMS— | | | 1105.— <i>N.E.I.:</i> | | |
| 1095.— <i>Sensitized Films :</i> | lin. ft. | | United Kingdom | | 118 |
| United Kingdom | 1,493 | 19 | Canada | | 9 |
| Japan | 450 | 1 | France | | 69 |
| Commonwealth States, from or <i>via</i> , included in Item 1096D. | | 20 | Germany | | 89 |
| | | | Japan | | 415 |
| 1096D.— <i>Other :</i> | | | United States of America Commonwealth States (see Item 1105A). | | 39 |
| United Kingdom | | 118 | | | 739 |
| Germany | | 34 | | | |
| United States of America Commonwealth States | | 13,840 | | | |
| | | | | | |
| | | 14,144 | | | |

* Australian produce previously exported now returned to this State.

No. 5.—IMPORTS, 1936-1937—continued.

| Articles and Countries. | According to Country of Origin. | | Articles and Countries. | According to Country of Origin. | |
|--|---------------------------------|--------|--|---------------------------------|--------|
| | Quantity. | Value. | | Quantity. | Value. |
| OPTICAL, SURGICAL AND SCIENTIFIC INSTRUMENTS—continued. | | £ | OPTICAL, SURGICAL AND SCIENTIFIC INSTRUMENTS—continued. | | £ |
| OPTICAL AND METEOROLOGICAL INSTRUMENTS, ETC.—contd. | | | SURGICAL, DENTAL AND VETERINARY INSTRUMENTS, ETC.—continued. | | |
| 1105A.—Optical and Meteorological Instruments, etc., imported from or via the Commonwealth States not sufficiently described to classify as above: | | | 1117.—Belts, Trusses, Pads, Braces, etc.: | | |
| United Kingdom | | 39 | United Kingdom | | 166 |
| Germany | | 52 | Canada | | 33 |
| United States of America | | 75 | Germany | | 1 |
| Commonwealth States | | 1,140 | | | 200 |
| | | 1,306 | 1118.—Surgical Dressings: | | |
| 1106.—PATENT LOGS AND SOUNDING MACHINES— | | | United Kingdom | | 1,700 |
| United Kingdom | | 21 | United States of America | | 911 |
| Norway | | 1 | Commonwealth States | | 8,763 |
| Commonwealth States (see Item 1145A). | | | | | 11,374 |
| | | 22 | 1119.—Cotton Wool—Medicated: | lb. | |
| 1108.—Cameras, etc.: | | | United Kingdom | 18 | 3 |
| United Kingdom | | 168 | Commonwealth States, from or via, included in Item 1118. | | |
| Japan | | 17 | | 18 | 3 |
| United States of America | | 41 | DENTAL MATERIALS, ETC.— | | |
| Commonwealth States | | 76 | 1120.—Dental Alloys and Amalgams: | | |
| | | 302 | United Kingdom | | 13 |
| 1109.—Lantern Slides, etc.: | | | Sweden | | 6 |
| United Kingdom | | 3 | United States of America | | 22 |
| 1112—1113.—Photographic and X-Ray Dry Plates, Sensitized Films, etc.: | | | Commonwealth States | | 8 |
| United Kingdom | | 2,632 | | | 49 |
| Germany | | 95 | 1121.—Dental Cements, Dental Rubber, etc.: | | |
| United States of America | | 2 | United Kingdom | | 983 |
| Commonwealth States | | 12,616 | Canada | | 27 |
| | | 15,345 | Germany | | 10 |
| 1114.—Sensitized Blue Print and Heliographic Papers, etc.: | | | Japan | | 34 |
| United Kingdom | | 249 | United States of America | | 76 |
| 1115.—Sensitized Papers and Cards, etc.: | | | Commonwealth States | | 1,569 |
| United Kingdom | | 102 | | | 2,709 |
| Germany | | 19 | 1122.—Gold Solder: | | |
| United States of America | | 24 | United Kingdom | | 1 |
| Commonwealth States | | 9,747 | United States of America | | 23 |
| | | 9,892 | Commonwealth States, from or via, included in Item 1120. | | |
| SURGICAL, DENTAL AND VETERINARY INSTRUMENTS, ETC.— | | | | | 24 |
| 1116.—Amputating, Cupping, Dissecting, etc.: | | | 1123.—Teeth—Artificial: | | |
| United Kingdom | | 3,470 | United Kingdom | | 307 |
| Canada | | 3 | Cyprus | | 99 |
| Germany | | 1,334 | Palestine | | 434 |
| Italy | | 70 | Germany | | 46 |
| Japan | | 127 | United States of America | | 31 |
| Norway | | 2 | | | 917 |
| United States of America | | 538 | 1125.—LIGATURES, OIL SILK, POROPLASTIC FELT, ETC.: | | |
| Commonwealth States | | 841 | United Kingdom | | 1,420 |
| | | 6,385 | Germany | | 316 |
| 1116A.—Dental Chairs: | No. | | Sweden | | 3 |
| Germany | 2 | 102 | Switzerland | | 1 |
| Japan | 3 | 34 | United States of America | | 7 |
| | 5 | 136 | Commonwealth States, from or via, included in Item 1118. | | |
| | | | | | 1,747 |

No. 5.—IMPORTS, 1936-1937—continued.

| Articles and Countries. | According to Country of Origin. | | Articles and Countries. | According to Country of Origin. | |
|--|---------------------------------|--------|--|---------------------------------|--------|
| | Quantity. | Value. | | Quantity. | Value. |
| OPTICAL, SURGICAL, AND SCIENTIFIC INSTRUMENTS—contd. | | £ | OPTICAL, SURGICAL AND SCIENTIFIC INSTRUMENTS—continued. | | £ |
| 1126.—LINT, GAUZES, BANDAGES, N.E.I.— | | | 1135.—Compasses (Prismatic) and Clinometers : | | |
| United Kingdom | | 4,923 | United Kingdom | | 33 |
| Germany | | 1 | United States of America | | 2 |
| Commonwealth States, from or via, included in Item 1118. | | | Commonwealth States (see Item 1145A). | | |
| | | 4,924 | | | 35 |
| 1128.—OPHTHALMIC INSTRUMENTS AND APPLIANCES— | | | 1136.—Compasses—Other : | | |
| United Kingdom | | 186 | United Kingdom | | 68 |
| Japan | | 3 | Norway | | 7 |
| United States of America | | 116 | Commonwealth States (see Item 1145A). | | |
| Commonwealth States (see Item 1145A). | | | | | 75 |
| | | 305 | 1137.—Drawing, Mathematical, etc., Instruments, N.E.I. : | | |
| 1129.—PLASTERS—MEDICATED OR UNMEDICATED— | | | *Commonwealth of Australia | | 72 |
| United Kingdom | | 568 | United Kingdom | | 1,418 |
| France | | 6 | Germany | | 153 |
| Italy | | 3 | Japan | | 13 |
| Japan | | 1 | Norway | | 3 |
| United States of America | | 243 | United States of America | | 121 |
| Commonwealth States, from or via, included in Item 1118. | | | Commonwealth States (see Item 1145A). | | |
| | | 821 | | | 1,780 |
| 1130.—SPLINTS AND ARTIFICIAL LIMBS— | | | 1138.—Glass Beakers, Flasks, etc. : | | |
| Germany | | 1 | United Kingdom | | 286 |
| | | | Czecho-Slovakia | | 9 |
| 1131.—X-RAY APPARATUS AND ACCESSORIES, N.E.I.— | | | Germany | | 28 |
| United Kingdom | | 40 | Japan | | 4 |
| Germany | | 96 | United States of America | | 29 |
| Sweden | | 27 | Commonwealth States (see Item 1145A). | | |
| United States of America | | 903 | | | 356 |
| Commonwealth States | | 7,054 | 1139.—Glass Gas Analysis Apparatus, etc. : | | |
| | | 8,120 | United Kingdom | | 4 |
| SCIENTIFIC INSTRUMENTS, APPARATUS AND MATERIALS— | | | Germany | | 1 |
| 1132.—Apparatus for the testing and analysis of Milk, etc. : | | | Japan | | 1 |
| United Kingdom | | 23 | Commonwealth States (see Item 1145A). | | |
| Germany | | 2 | | | 6 |
| Commonwealth States (see Item 1145A). | | | 1140.—Instruments—Apparatus, etc. (Scientific) : | | |
| | | 25 | United Kingdom | | 86 |
| 1133.—Bacteriological Apparatus, etc. : | | | Germany | | 33 |
| United Kingdom | | 29 | United States of America | | 12 |
| Germany | | 12 | Commonwealth States (see Item 1145A). | | |
| Japan | | 1 | | | 131 |
| United States of America | | 1 | 1141.—Instruments for Measuring the Density of Liquids, etc.—Glass : | | |
| Commonwealth States (see Item 1145A). | | | United Kingdom | | 30 |
| | | 43 | Germany | | 2 |
| 1134.—Barographs, Calorimeters : | | | Japan | | 4 |
| United Kingdom | | 287 | United States of America | | 18 |
| Germany | | 109 | Commonwealth States (see Item 1145A). | | |
| Japan | | 2 | | | 54 |
| United States of America | | 77 | 1142.—Instruments for Measuring the Density of Liquids—Other : | | |
| Commonwealth States (see Item 1145A). | | | United Kingdom | | 4 |
| | | 475 | Japan | | 2 |
| | | | United States of America | | 12 |
| | | | Commonwealth States (see Item 1145A). | | |
| | | | | | 18 |

* Australian produce previously exported now returned to this State.

No. 5.—IMPORTS, 1936-1937—continued.

| Articles and Countries. | According to Country of Origin. | | Articles and Countries. | According to Country of Origin. | |
|---|---------------------------------|--------------|---|---------------------------------|---------|
| | Quantity. | Value. | | Quantity. | Value. |
| OPTICAL, SURGICAL AND SCIENTIFIC INSTRUMENTS—continued. SCIENTIFIC INSTRUMENTS, ETC.—continued. | | £ | OPTICAL, SURGICAL AND SCIENTIFIC INSTRUMENTS—continued. 1148-1149.—THERMOMETERS— CLINICAL AND N.E.I.— | | £ |
| 1143.—Porcelain—Crucibles, Tubes, etc.: | | | United Kingdom | | 437 |
| United Kingdom | | 9 | Germany | | 84 |
| Germany | | 82 | Japan | | 1 |
| Commonwealth States (see Item 1145A). | | | United States of America Commonwealth States | | 2 73 |
| | | 91 | | | 597 |
| 1144.—Scientific Instruments for Measuring Absorption, etc.: | | | Total, Class XVIII. | | 103,791 |
| United Kingdom | | 345 | | | |
| Commonwealth States (see Item 1145A). | | 345 | XIX.—Drugs, Chemicals and Fertilisers. | | |
| 1145.—Tubes and Rods of Resistant Glass, etc.: | | | 1150.—ACETONE— | gal. | |
| United Kingdom | | 143 | United Kingdom | 75 | 38 |
| Germany | | 4 | United States of America Commonwealth States (see Item 1317A). | 640 | 79 |
| Norway | | 1 | | 715 | 117 |
| United States of America Commonwealth States (see Item 1145A). | | 45 | | | |
| | | 193 | ACIDS— | | |
| 1145A.—Scientific Instruments— Apparatus, etc., imported from or via the Commonwealth States not sufficiently described to classify as above: | | | 1151.—Acetic and Pyroligneous Acid, etc.: | | |
| United Kingdom | | 33 | United Kingdom | | 53 |
| Germany | | 17 | Commonwealth States | | 261 |
| Commonwealth States | | 1,389 | | | 314 |
| | | 1,439 | 1151A.—Acetylsalicylic: | lb. | |
| TALKING MACHINES, ETC.— | | | United Kingdom | 64 | 4 |
| 1146.—Gramophones, Phonographs, etc.: | | | Commonwealth States (see Item 1163A). | | |
| United Kingdom | | 39 | | 64 | 4 |
| Germany | | 3 | 1152.—Boric: | cwt. | |
| Japan | | 8 | United Kingdom | 181 | 286 |
| Commonwealth States | | 1,102 | France | 7 | 12 |
| | | 1,152 | Commonwealth States | 9 | 16 |
| 1146A.—Needles for Gramophones, Talking Machines, etc.: | | | | 197 | 314 |
| United Kingdom | | 98 | 1153.—Carbolic: | | |
| Commonwealth States, from or via, included in Item 1146. | | 98 | United Kingdom | 25 | 102 |
| | | 98 | 1154.—Citric: | | |
| 1146C.—Parts of Gramophones, Phonographs, etc.: | | | United Kingdom | 56 | 366 |
| United Kingdom | | 6 | Commonwealth States | 155 | 1,334 |
| Switzerland | | 2 | | 211 | 1,700 |
| Commonwealth States, from or via, included in Item 1146. | | 8 | 1155.—Cresylic: | | |
| | | 8 | United Kingdom | | 702 |
| 1147.—Records for Talking Machines: | | | Commonwealth States | | 995 |
| United Kingdom | | 67 | | | 1,697 |
| United States of America Commonwealth States | | 102 7,581 | 1157.—Lactic: | | |
| | | 7,750 | United Kingdom | 324 | 1,035 |
| 1147A.—Stock for Gramophone Records: | lb. | | Germany | 29 | 68 |
| United Kingdom | 160 | 53 | Commonwealth States (see Item 1163A). | | |
| | | | | 353 | 1,103 |
| | | | 1158.—Muratic, Nitric and Sul- phuric: | | |
| | | | United Kingdom | | 24 |
| | | | Commonwealth States | | 763 |
| | | | | | 787 |

No. 5.—IMPORTS, 1936-1937—continued.

| Articles and Countries. | According to Country of Origin. | | Articles and Countries. | According to Country of Origin. | |
|---|---------------------------------|--------|--|---------------------------------|--------|
| | Quantity. | Value. | | Quantity. | Value. |
| DRUGS, CHEMICALS AND FERTILISERS—continued. | cwt. | £ | DRUGS, CHEMICALS AND FERTILISERS—continued. | cwt. | £ |
| ACIDS, ETC.—continued. | | | AMMONIUM— | | |
| 1159.— <i>Oxalic</i> : | | | 1172.— <i>Nitrate</i> : | | |
| United Kingdom | 10 | 29 | United Kingdom | 2 | 8 |
| Germany | 8 | 24 | Commonwealth States (see Item 1317A). | | |
| Commonwealth States (see Item 1163A). | | | | 2 | 8 |
| | 18 | 53 | 1173.— <i>Salts, N.E.I.</i> : | | |
| 1160.— <i>Phosphoric</i> : | | | United Kingdom | | 33 |
| United Kingdom | 8 | 31 | Commonwealth States (see Item 1317A). | | |
| Germany | 5 | 24 | | | 33 |
| Commonwealth States (see Item 1163A). | | | 1174A.— <i>ARGOL</i> — | | |
| | 13 | 55 | Spain | 4 | 6 |
| 1161.— <i>Salicylic</i> : | | | Commonwealth States (see Item 1317A). | | |
| United Kingdom | 2 | 27 | | 4 | 6 |
| Commonwealth States (see Item 1163A). | | | | | |
| | 2 | 27 | ARSENIC AND ARSENICAL COMPOUNDS— | | |
| 1162.— <i>Tartaric</i> : | | | 1175.— <i>Arsenic—White</i> : | | |
| United Kingdom | 75 | 444 | Commonwealth States | | 565 |
| Commonwealth States | 288 | 2,359 | | | |
| | 363 | 2,803 | 1176.— <i>Arsenious Chloride, Arsenic Sulphide</i> : | | |
| 1163.— <i>Other Acids</i> : | | | United Kingdom | 67 | 108 |
| United Kingdom | 2 | 40 | Commonwealth States | 87 | 234 |
| United States of America | 2 | 27 | | 154 | 342 |
| Commonwealth States (see Item 1163A). | | | 1177-1177A.— <i>Arsenate of Lead in Paste or Powder form</i> : | | |
| | 4 | 67 | United Kingdom | | 891 |
| 1163A.— <i>Other Acids imported from or via the Commonwealth States not sufficiently described to classify as above</i> : | | | Commonwealth States | | 753 |
| United Kingdom | | 8 | | | 1,644 |
| Netherlands | | 13 | 1177B.— <i>Arsenic Acid and Pentozide</i> : | | |
| Commonwealth States | | 210 | United Kingdom | 2 | 5 |
| | | 231 | Commonwealth States (see Item 1317A). | | |
| 1164-1166.— <i>ALUM AND ITS SALTS</i> — | | | | 2 | 5 |
| United Kingdom | 323 | 148 | 1188.— <i>BARIUM CHLORIDE</i> — | lb. | |
| United States of America | 1 | 1 | United Kingdom | 42 | 2 |
| Commonwealth States | 388 | 357 | Commonwealth States (see Item 1317A). | | |
| | 712 | 506 | | 42 | 2 |
| AMMONIUM— | | | 1189.— <i>BISMUTH METAL AND SALTS</i> — | | |
| 1168.— <i>Anhydrous</i> : | | | United Kingdom | 179 | 72 |
| Commonwealth States | | 5,961 | Commonwealth States (see Item 1317A). | | |
| 1169.— <i>Liquid</i> : | | | | 179 | 72 |
| Commonwealth States | | 289 | 1190.— <i>BISULPHITES AND SULPHITES OF ANY BASE</i> — | cwt. | |
| 1170.— <i>Carbonate and Sesquicarbonate</i> : | | | United Kingdom | 151 | 171 |
| United Kingdom | 106 | 152 | France | 20 | 26 |
| Commonwealth States (see Item 1317A). | | | Germany | 52 | 46 |
| | 106 | 152 | Commonwealth States (see Items 1298A, 1317A). | | |
| 1171.— <i>Chloride (Muriate of Ammonia or Sal Ammoniac)</i> : | | | | 223 | 243 |
| United Kingdom | 230 | 286 | 1191.— <i>BLEACHING POWDER AND CHLORINE</i> — | | |
| Germany | 3 | 3 | United Kingdom | | 43 |
| | 233 | 289 | Commonwealth States | | 763 |
| | | | | | 806 |

No. 5.—IMPORTS, 1936-1937—continued.

| Articles and Countries. | According to Country of Origin. | | Articles and Countries. | According to Country of Origin. | |
|---|---------------------------------|--------|---|---------------------------------|---------|
| | Quantity. | Value. | | Quantity. | Value. |
| DRUGS, CHEMICALS AND FERTILISERS—continued. | lb. | £ | DRUGS, CHEMICALS AND FERTILISERS—continued. | lb. | £ |
| 1192.—BROMINE AND BROMIDE | | | 1201.—CREAM OF TARTAR— | | |
| United Kingdom | 44 | 6 | United Kingdom | 3,864 | 197 |
| Palestine | | 1 | Commonwealth States | 383,208 | 22,902 |
| United States of America | 28,220 | 1,432 | | 387,072 | 23,099 |
| Commonwealth States (see | | | | | |
| Item 1317A). | | | 1202.—CREAM OF TARTAR SUBSTITUTES— | | |
| | 28,264 | 1,439 | United Kingdom | 18,695 | 461 |
| CALCIUM— | | | Commonwealth States | 5,536 | 211 |
| 1193.—Acetate : | cwt. | | | 24,231 | 672 |
| Switzerland | 109 | 84 | 1203.—ETHEREAL FRUIT ESSENCES AND ARTIFICIAL FLAVOURS — NON-SPIRITUOUS— | | |
| Commonwealth States (see | | | *Commonwealth of Australia | | 118 |
| Item 1317A). | 109 | 84 | United Kingdom | | 22 |
| 1194.—Carbide : | | | Netherlands | | 38 |
| Commonwealth States | 21,978 | 27,983 | Commonwealth States | | 170 |
| 1195.—Chloride : | | | | | 348 |
| United Kingdom | 5,219 | 1,369 | 1204.—CYANIDES OF POTASSIUM AND SODIUM— | | |
| Commonwealth States (see | | | United Kingdom | 2,610,621 | 82,095 |
| Item 1317A). | 5,219 | 1,369 | Canada | 1,531,902 | 20,929 |
| 1195A.—Cyanide : | | | Japan | 67,200 | 1,432 |
| Japan | | 4 | United States of America | 4,000 | 127 |
| United States of America | | 488 | Commonwealth States | 8,620 | 156 |
| Commonwealth States | | 102 | | 4,222,343 | 104,739 |
| | | 594 | 1205.—DRUGS, CRUDE—ROOTS, BARKS, ETC.— | | |
| CARBON— | | | United Kingdom | | 18 |
| 1196.—Bisulphide : | lb. | | Canada | | 77 |
| Commonwealth States | 13,752 | 430 | India | | 42 |
| 1197.—Tetrachloride : | | | Malaya, British | | 16 |
| United Kingdom | 1,491 | 27 | South African Union | | 354 |
| Germany | 1,039 | 12 | Arabia | | 2 |
| Commonwealth States (see | | | Belgium | | 1 |
| Item 1317A). | | | Brazil | | 58 |
| | 2,530 | 39 | China | | 40 |
| 1198.—CASEIN— | | | Colombia | | 1 |
| Commonwealth States | cwt. | | Curacao | | 1 |
| | 162 | 504 | Egypt | | 1 |
| 1199.—CEMENTS AND PREPARED ADHESIVES, N.E.I., ETC.— | | | France | | 3 |
| United Kingdom | | 489 | Italy | | 7 |
| Canada | | 4 | Japan | | 59 |
| Malaya, British | | 19 | Mexico | | 6 |
| Netherlands East Indies | | 2 | Netherlands East Indies | | 20 |
| United States of America | | 64 | Soviet Union | | 90 |
| Commonwealth States | | 4,819 | Spain | | 108 |
| | | 5,397 | Turkey | | 3 |
| 1199A.—COPPER CARBONATE— | | | United States of America | | 59 |
| United Kingdom | | 1 | West Indies—Other | | 7 |
| Commonwealth States | 790 | 2,548 | Yugo-Slavia | | 1 |
| | 790 | 2,549 | | | 974 |
| 1200.—COPPER SULPHATE (BLUESTONE)— | | | DRUGS AND MEDICINAL PREPARATIONS— | | |
| United Kingdom | 1,805 | 1,703 | 1207.—Chloroform : | | |
| Commonwealth States | 3,200 | 4,379 | United Kingdom | | 21 |
| | 5,005 | 6,082 | France | | 26 |
| | | | Germany | | 6 |
| | | | Commonwealth States | | 46 |
| | | | | | 99 |
| | | | 1208.—Hypnotic and Narcotic Drugs, N.E.I. : | | |
| | | | United Kingdom | | 251 |
| | | | Germany | | 22 |
| | | | United States of America | | 10 |
| | | | Commonwealth States (see | | |
| | | | Item 1212A). | | |
| | | | | | 283 |

* Australian produce previously exported now returned to this State.

No. 5.—IMPORTS, 1936-1937—continued.

| Articles and Countries. | According to Country of Origin. | | Articles and Countries. | According to Country of Origin. | |
|---|---------------------------------|--------|---|---------------------------------|---------|
| | Quantity. | Value. | | Quantity. | Value. |
| DRUGS, CHEMICALS, AND FERTILISERS—continued. DRUGS AND MEDICINAL PREPARATIONS—continued. | lb. | £ | DRUGS, CHEMICALS AND FERTILISERS—continued. DRUGS AND MEDICINAL PREPARATIONS—continued. | | £ |
| 1208A.— <i>Menthol</i> : | | | 1212.— <i>Drugs and Medicinal Preparations, N.E.I.</i> — | | |
| United Kingdom | 900 | 532 | United Kingdom | 3,859 | |
| Japan | 17 | 12 | Canada | 14 | |
| Commonwealth States (see Item 1212A). | | | India | 8 | |
| | 917 | 544 | Malaya, British | 3 | |
| 1209.— <i>Morphia and its Salts</i> : | oz. | | West Indies, British | 7 | |
| United Kingdom | 107 | 137 | Arabia | 10 | |
| Commonwealth States (see Item 1212A). | | | Belgium | 3 | |
| | 107 | 137 | Brazil | 1 | |
| 1210.— <i>Opium for Medicinal Purposes</i> : | | | China | 6 | |
| United Kingdom | 192 | 11 | Colombia | 3 | |
| Turkey | 896 | 48 | Egypt | 2 | |
| Commonwealth States (see Item 1212A). | | | France | 695 | |
| | 1,088 | 59 | Germany | 305 | |
| 1210A.— <i>Liver Extracts</i> : | | | Italy | 59 | |
| United Kingdom | | 220 | Japan | 7 | |
| Netherlands | | 38 | Netherlands | 25 | |
| Netherlands East Indies | | 48 | Netherlands East Indies | 8 | |
| Commonwealth States (see Item 1212A). | | | Norway | 1 | |
| | | 306 | Peru | 2 | |
| 1211.— <i>Proprietary Medicines</i> : | | | San Salvador | 3 | |
| United Kingdom | | 7,448 | Sweden | 1 | |
| Hong Kong | | 2 | Switzerland | 48 | |
| Malaya, British | | 20 | United States of America | 107 | |
| China | | 22 | Venezuela | 3 | |
| France | | 59 | Yugo-Slavia | 6 | |
| Germany | | 22 | Commonwealth States (see Item 1212A). | | |
| Hungary | | 3 | | | 5,186 |
| Japan | | 254 | 1212A.— <i>Drugs and Medicinal Preparations, N.E.I., imported from or via the Commonwealth States not sufficiently described to classify as above</i> : | | |
| Netherlands | | 6 | United Kingdom | 6,690 | |
| Switzerland | | 36 | Canada | 105 | |
| United States of America | | 30 | India | 13 | |
| Commonwealth States (see Item 1212A). | | | Malaya, British | 7 | |
| | | 7,902 | West Indies, British | 11 | |
| 1211A.— <i>Strychnine</i> : | | | France | 570 | |
| United Kingdom | 5,562 | 785 | Germany | 1,178 | |
| Commonwealth States (see Item 1212A). | | | Italy | 35 | |
| | 5,562 | 785 | Japan | 62 | |
| 1211B.— <i>Tablets, Acetylsalicylic Acid (Aspirin)</i> : | lb. | | Switzerland | 582 | |
| United Kingdom | 28 | 103 | United States of America | 1,189 | |
| United States of America | 250 | 59 | Commonwealth States | 176,904 | |
| Commonwealth States (see Item 1212A). | | | | | 187,346 |
| | 278 | 162 | DYES— | | |
| 1211C.— <i>Thymol</i> — | | | 1213.—* <i>Synthetic</i> : | | |
| United Kingdom | 4 | 2 | United Kingdom | 1,262 | |
| Commonwealth States (see Item 1212A). | | | France | 3 | |
| | 4 | 2 | Germany | 35 | |
| 1214.— <i>Natural, of Vegetable Origin, including Annatto</i> : | lb. | | Switzerland | 39 | |
| United Kingdom | 223 | 26 | United States of America | 4 | |
| Canary Islands | 84 | 6 | Commonwealth States | 1,945 | |
| France | 550 | 13 | | | 3,288 |
| Netherlands | 55 | 3 | 1214.— <i>Natural, of Vegetable Origin, including Annatto</i> : | | |
| Spain | 2 | 4 | United Kingdom | 223 | 26 |
| Switzerland | 6 | 4 | Canary Islands | 84 | 6 |
| Commonwealth States, from or via, included in Item 1213. | | | France | 550 | 13 |
| | | | Netherlands | 55 | 3 |
| | | | Spain | 2 | 4 |
| | | | Switzerland | 6 | 4 |
| | | | Commonwealth States, from or via, included in Item 1213. | | |
| | | | | 920 | 56 |

* Includes all kinds of Dyes from or via the Commonwealth States.

No. 5.—IMPORTS, 1936-1937—continued.

| Articles and Countries. | According to Country of Origin. | | Articles and Countries. | According to Country of Origin. | |
|--|---------------------------------|---------|--|---------------------------------|--------|
| | Quantity. | Value. | | Quantity. | Value. |
| DRUGS, CHEMICALS AND FERTILISERS—continued. | lb. | £ | DRUGS, CHEMICALS AND FERTILISERS—continued. | lb. | £ |
| DYES—continued. | | | 1226.—GAS—CARBONIC ACID— Commonwealth States | 95,205 | 1,850 |
| 1215.— <i>Natural, of Animal Origin</i> : | | | | | |
| United Kingdom | 7 | 6 | | | |
| Commonwealth States, from or <i>via</i> , included in Item 1213. | | | 1226A.—GAS—OXYGEN— Commonwealth States | | 60 |
| | 7 | 6 | | | |
| FERTILISERS— | | | 1228.—GOLD—CHLORIDE— United Kingdom | tubes. 24 | 4 |
| 1216.— <i>Ammonium Sulphate</i> : | cwt. | | Commonwealth States (see Item 1317A). | | |
| United Kingdom | 73,835 | 25,563 | | 24 | 4 |
| Commonwealth States | 20 | 23 | | | |
| | 73,855 | 25,586 | 1229.—GLYCERINE— United Kingdom | lb. 20 | 2 |
| 1218A.— <i>Sulphate of Potash</i> : | | | Commonwealth States | 140,795 | 6,111 |
| Palestine | 4,000 | 1,617 | | 140,815 | 6,113 |
| France | 3,800 | 1,509 | | | |
| Germany | 17,950 | 6,885 | 1231.—HYDROGEN PEROXIDE— United Kingdom | Gal. 2 | 6 |
| | 25,750 | 10,011 | United States of America | 1 | 3 |
| 1218B.— <i>Muriate of Potash</i> : | | | Commonwealth States | 712 | 847 |
| Palestine | 6,100 | 2,175 | | 715 | 856 |
| France | 1,400 | 419 | 1232.—HYDROSULPHITES— United Kingdom | lb. 1,120 | 23 |
| Germany | 2,240 | 661 | Commonwealth States (see Item 1317A). | | |
| | 9,740 | 3,255 | | 1,120 | 23 |
| 1219.— <i>Rock Phosphates</i> : | | | INSECTICIDES, DISINFECTANTS, WASHES AND DIPS— | | |
| Pacific Islands—Nauru ... | 1,912,530 | 101,963 | 1233.— <i>Fly Papers—Chemical and Sticky</i> : | | |
| Pacific Islands—Ocean Is- lands | 1,436,280 | 86,444 | United Kingdom | | 97 |
| | 3,348,810 | 188,407 | Belgium | | 119 |
| 1220.— <i>Sodium Nitrate</i> : | | | United States of America | | 80 |
| United Kingdom | 4,002 | 1,659 | Commonwealth States | | 587 |
| Chile | 5,781 | 1,647 | | | 883 |
| Germany | 10,000 | 6,994 | 1234.— <i>Formaldehyde and Para Formaldehyde</i> : | | |
| United States of America | 2,000 | 816 | United Kingdom | 4,335 | 42 |
| | 21,783 | 11,116 | Canada | 11,200 | 116 |
| 1221A.— <i>Synthetic Nitrogen</i> : | | | Belgium | 7,736 | 56 |
| United Kingdom | 40 | 25 | Commonwealth States, from or <i>via</i> , included in Item 1237. | | |
| Italy | 2 | 5 | | 23,271 | 214 |
| | 42 | 30 | 1235.— <i>Nicotine and Derris Spraying Preparations</i> : | | |
| 1222.— <i>Other Fertilisers</i> : | | | United States of America | | 245 |
| United Kingdom | 10 | 4 | Commonwealth States, from or <i>via</i> , included in Item 1237. | | |
| Germany | | 3 | | | 245 |
| Commonwealth States | 47,456 | 18,187 | 1237.— <i>Insecticides and Disin- fectants, N.E.I. :*</i> | | |
| | 47,466 | 18,194 | United Kingdom | | 1,006 |
| 1223.—FOAMING POWDERS AND LIQUIDS— | | | Japan | | 118 |
| United Kingdom | | 460 | Netherlands East Indies | | 1,259 |
| Commonwealth States | | 65 | United States of America | | 84 |
| | | 525 | Commonwealth States | | 11,639 |
| 1224.—FOOD PRESERVATIVES, N.E.I.— | | | | | 14,106 |
| United Kingdom | | 264 | | | |
| Commonwealth States | | 904 | | | |
| | | 1,168 | | | |
| 1225.—FULLERS EARTH (IN BULK)— | | | | | |
| Germany | 1 | 1 | | | |

* Includes all kinds of Insecticides and Disinfectants, N.E.I., from or *via* the Commonwealth States.

No. 5.—IMPORTS, 1936-1937—continued.

| Articles and Countries. | According to Country of Origin. | | Articles and Countries. | According to Country of Origin. | |
|--|---------------------------------|--------|---|---------------------------------|--------|
| | Quantity. | Value. | | Quantity. | Value. |
| DRUGS, CHEMICALS AND FERTILISERS— <i>continued</i> . INSECTICIDES, DISINFECTANTS, WASHES AND DIPS— <i>continued</i> . 1238.— <i>Washes and Dips—Arsenical</i> : | | £ | DRUGS, CHEMICALS AND FERTILISERS— <i>continued</i> . MAGNESIUM— <i>continued</i> . 1251.— <i>Sulphate (Epsom Salts)</i> : | cwt. | £ |
| United Kingdom | | 36 | United Kingdom | 368 | 461 |
| United States of America | | 25 | Germany | 308 | 50 |
| Commonwealth States | | 13,408 | Commonwealth States | 1,083 | 676 |
| | | 13,469 | 1252.— <i>Other Magnesium Salts</i> : | | |
| 1240.—IRON SALTS— | lb. | | United Kingdom | | 165 |
| United Kingdom | 7,364 | 30 | Germany | | 1 |
| Commonwealth States (<i>see</i> Item 1317A). | | | Commonwealth States (<i>see</i> Item 1317A). | | |
| | 7,364 | 30 | | | 166 |
| 1241.—IODINE— | | | 1253.—MERCURY SALTS— | lb. | |
| United Kingdom | 42 | 13 | United Kingdom | 28 | 7 |
| Commonwealth States (<i>see</i> Item 1317A). | | | France | | 5 |
| | 42 | 13 | Commonwealth States (<i>see</i> Item 1317A). | | |
| 1242.—IODIDES— | | | | 28 | 12 |
| United Kingdom | 677 | 158 | NAPHTHA— | | |
| Germany | 1 | 5 | 1254.— <i>Wood and Methyl Al-</i> <i>cohol</i> :* | gal. | |
| Commonwealth States (<i>see</i> Item 1317A). | | | United Kingdom | 225 | 34 |
| | 678 | 163 | Commonwealth States | 3,689 | 353 |
| 1244.—LANOLINE AND OTHER REFINED FATS— | | | | 3,914 | 387 |
| United Kingdom | 1,463 | 32 | 1255.— <i>Coal Tar (Benzine, Ben-</i> <i>zol)</i> : | | |
| 1245.—LEAD ACETATE— | cwt. | | United Kingdom | 5 | 1 |
| United Kingdom | 725 | 1,385 | United States of America | 25 | 7 |
| Commonwealth States (<i>see</i> Item 1317A). | | | Commonwealth States, from or <i>via</i> , included in Item 1254. | | |
| | 725 | 1,385 | | 30 | 8 |
| MAGNESIUM— | | | 1256.—NAPHTHALENE— | lb. | |
| 1247.— <i>Carbonate</i> : | | | United Kingdom | 315 | 16 |
| United Kingdom | 46 | 123 | Commonwealth States | 30,774 | 548 |
| Commonwealth States (<i>see</i> Item 1317A). | | | | 31,089 | 564 |
| | 46 | 123 | OILS—ESSENTIAL—(NON-SPIRITU- | | |
| 1248.— <i>Chloride</i> : | | | OUS)— | | |
| Germany | 838 | 225 | 1256A.— <i>Bergamol</i> : | | |
| Netherlands | 20 | 6 | United Kingdom | | 3 |
| Commonwealth States (<i>see</i> Item 1317A). | | | France | | 9 |
| | 858 | 231 | Italy | | 2 |
| 1249.— <i>Oxide (Magnesia)</i> : | | | Commonwealth States (<i>see</i> Item 1261A). | | |
| United Kingdom | 8 | 30 | | | 14 |
| India | 540 | 1,170 | 1256C.— <i>Citronella</i> : | | |
| Belgium | 77 | 26 | Ceylon | | 184 |
| Greece | 43 | 18 | Netherlands East Indies | | 67 |
| Netherlands | 382 | 107 | Commonwealth States (<i>see</i> Item 1261A). | | |
| Commonwealth States (<i>see</i> Item 1317A). | | | | | 251 |
| | 1,050 | 1,351 | 1256D.— <i>Geranium</i> : | | |
| 1250.— <i>Powdered</i> : | | | United Kingdom | | 5 |
| United Kingdom | | 5 | France | | 6 |
| Commonwealth States (<i>see</i> Item 1317A). | | | Commonwealth States (<i>see</i> Item 1261A). | | |
| | | 5 | | | 11 |

* Includes Coal Tar (Benzine, Benzol) from or *via* the Commonwealth States.

No. 5.—IMPORTS, 1936-1937—continued.

| Articles and Countries. | According to Country of Origin. | | Articles and Countries. | According to Country of Origin. | |
|---|---------------------------------|--------|--|---------------------------------|--------|
| | Quantity. | Value. | | Quantity. | Value. |
| DRUGS, CHEMICALS AND FERTILISERS—continued. | | £ | DRUGS, CHEMICALS AND FERTILISERS—continued. | | £ |
| OILS—ESSENTIAL—(NON-SPIRITUOUS)—continued. | | | PERFUMERY AND TOILET PREPARATIONS (NON-SPIRITUOUS)— | | |
| 1257.—Lavender : | | | 1263.—Camphor : | | |
| United Kingdom | | 6 | China | | 16 |
| France | | 48 | Germany | | 412 |
| Netherlands | | 81 | Japan | | 672 |
| Spain | | 6 | | | 1,100 |
| Commonwealth States (see Item 1261A). | | 141 | 1263A.—Cream—Vanishing : | | |
| 1258.—Lemon : | | | United Kingdom | | 40 |
| France | | 1 | Commonwealth States (see Item 1268A). | | 40 |
| Italy | | 39 | | | 40 |
| Netherlands | | 264 | 1265.—Petroleum Jelly, N.E.I. : | | |
| United States of America | | 26 | United States of America | | 521 |
| Commonwealth States (see Item 1261A). | | 330 | Commonwealth States | | 268 |
| 1258A.—Orange : | | | | | 789 |
| United Kingdom | | 1 | 1266.—Perfumes Artificial (Synthetic) in Concentrated Form : | | |
| Netherlands | | 2 | United Kingdom | | 40 |
| Commonwealth States (see Item 1261A). | | 3 | France | | 411 |
| 1259.—Peppermint : | | | Netherlands | | 32 |
| United Kingdom | | 225 | Switzerland | | 172 |
| Japan | | 770 | Commonwealth States (see Item 1268A). | | 655 |
| Netherlands | | 8 | 1267.—Perfumery, N.E.I. : | | |
| United States of America | | 138 | United Kingdom | | 154 |
| Commonwealth States (see Item 1261A). | | 1,141 | China | | 4 |
| 1260.—Sandalwood : | | | France | | 43 |
| *Commonwealth of Australia | | 776 | Germany | | 3 |
| 1261.—Oils, Essential, N.E.I. : | | | Japan | | 12 |
| United Kingdom | | 57 | Commonwealth States (see Item 1268A). | | 216 |
| Ceylon | | 3 | 1267A.—Powder—Face : | | |
| India | | 63 | United Kingdom | | 821 |
| Austria | | 1 | France | | 55 |
| Belgium | | 11 | Germany | | 15 |
| China | | 130 | Japan | | 1 |
| France | | 77 | United States of America | | 25 |
| Germany | | 5 | Commonwealth States (see Item 1268A). | | 917 |
| Guiana, French | | 2 | 1267B.—Powder—Talcum : | | |
| Hungary | | 5 | United Kingdom | | 235 |
| Italy | | 28 | France | | 6 |
| Japan | | 7 | Japan | | 1 |
| Netherlands | | 122 | United States of America | | 5 |
| Netherlands East Indies | | 1 | Commonwealth States (see Item 1268A). | | 247 |
| Paraguay | | 2 | 1268.—Toilet Preparations, N.E.I. : | | |
| Soviet Union | | 1 | United Kingdom | | 1,547 |
| Spain | | 6 | China | | 2 |
| United States of America | | 23 | France | | 215 |
| Commonwealth States (see Item 1261A). | | 544 | Germany | | 19 |
| 1261A.—Oils—Essential, imported from or via the Commonwealth States not sufficiently described to classify as above : | | | Japan | | 21 |
| United Kingdom | | 3 | United States of America | | 11 |
| Italy | | 7 | Commonwealth States (see Item 1268A). | | 1,815 |
| Commonwealth States | | 1,589 | | | 1,815 |
| | | 1,599 | | | |

* Australian produce previously exported, now returned to this State.

No. 5.—IMPORTS, 1936-1937—*continued.*

| Articles and Countries. | According to Country of Origin. | | Articles and Countries. | According to Country of Origin. | |
|---|---------------------------------|---------|--|---------------------------------|--------|
| | Quantity. | Value. | | Quantity. | Value. |
| DRUGS, CHEMICALS AND FERTILISERS— <i>continued.</i> | | £ | DRUGS, CHEMICALS AND FERTILISERS— <i>continued.</i> | cwt. | £ |
| PERFUMERY AND TOILET PREPARATIONS— <i>continued.</i> | | | POTASSIUM— <i>continued.</i> | | |
| 1268A.— <i>Perfumery and Toilet Preparations, N.E.I., imported from or via the Commonwealth States not sufficiently described to classify as above:</i> | | | 1277.— <i>Salts, N.E.I.:</i> | | |
| United Kingdom | | 1,222 | United Kingdom | 9 | 29 |
| Canada | | 83 | United States of America | 40 | 253 |
| France | | 1,261 | Commonwealth States (see Item 1317A). | | |
| Germany | | 17 | | 49 | 282 |
| United States of America | | 1,570 | 1277A.—PYRIDINE— | | |
| Commonwealth States ... | | 115,761 | United Kingdom | | 2 |
| | | 119,914 | 1278.—QUILLAYA BARK— | | |
| 1269.—PHOSPHORUS— | lb. | | United Kingdom | | 2 |
| United Kingdom | 750 | 62 | Chile | | 1 |
| Commonwealth States (see Item 1317A). | | | | | 3 |
| | 750 | 62 | 1279.—RENNET— | | |
| POTASSIUM— | | | United Kingdom | | 16 |
| 1270.— <i>Carbonate and Pearl Ashes:</i> | | | Denmark | | 36 |
| United Kingdom | cwt. | | Netherlands | | 10 |
| Germany | 2 | 5 | Commonwealth States ... | | 368 |
| Commonwealth States (see Item 1317A). | 34 | 54 | | | 490 |
| | 36 | 59 | 1280.—SACCHARIN AND SIMILAR SUBSTITUTES FOR SUGAR— | lb. | |
| 1271.— <i>Chlorate:</i> | | | United Kingdom | 102 | 57 |
| United Kingdom | 2 | 5 | Commonwealth States (see Item 1317A). | | |
| Sweden | 302 | 447 | | 102 | 57 |
| Commonwealth States (see Item 1317A). | | | SALT— | | |
| | 304 | 452 | 1281.— <i>Rock:</i> | cwt. | |
| 1272.— <i>Dichromate:</i> | | | United Kingdom | 5,482 | 718 |
| United Kingdom | | 1 | 1282.— <i>Salt and Table Preparations thereof, etc.:</i> | lb. | |
| Commonwealth States (see Item 1317A). | | | United Kingdom | 249,374 | 2,217 |
| | | 1 | United States of America | 11,920 | 41 |
| 1273.— <i>Hydroxide (Caustic Potash):</i> | | | Commonwealth States ... | 22,792 | 323 |
| United Kingdom | 1 | 2 | | 284,086 | 2,581 |
| Germany | 295 | 532 | 1284.— <i>N.E.I.:</i> | cwt. | |
| Sweden | 5 | 17 | United Kingdom | 2,557 | 414 |
| Commonwealth States ... | 61 | 122 | Germany | 300 | 53 |
| | 362 | 673 | Commonwealth States ... | 12,779 | 3,172 |
| 1274.— <i>Metabisulphite:</i> | | | | 15,636 | 3,639 |
| United Kingdom | | 43 | 1285.—SILVER NITRATE— | lb. | |
| Commonwealth States (see Item 1317A). | | | United Kingdom | 124 | 129 |
| | | 43 | Commonwealth States (see Item 1317A). | | |
| 1275.— <i>Nitrate, including Saltpetre:</i> | | | | 124 | 129 |
| United Kingdom | 160 | 237 | SODIUM SALTS— | | |
| India | 10 | 8 | 1286.— <i>Acetate:</i> | cwt. | |
| France | 56 | 84 | United Kingdom | 40 | 45 |
| Germany | 220 | 387 | Switzerland | 205 | 144 |
| Commonwealth States ... | 43 | 68 | Commonwealth States (see Item 1298A). | | |
| | 489 | 784 | | 245 | 189 |
| 1276.— <i>Permanganate:</i> | | | 1287.— <i>Bi-borate (Borax):</i> | | |
| Czecho-Slovakia | 20 | 63 | United Kingdom | 2,310 | 5,041 |
| France | 20 | 69 | Commonwealth States (see Item 1298A). | | |
| Commonwealth States (see Item 1317A). | | | | 2,310 | 5,041 |
| | 40 | 132 | | | |

No. 5.—IMPORTS, 1936-1937—continued.

| Articles and Countries. | According to Country of Origin. | | Articles and Countries. | According to Country of Origin. | |
|--|---------------------------------|--------|---|---------------------------------|--------|
| | Quantity. | Value. | | Quantity. | Value. |
| DRUGS, CHEMICALS, AND FERTILISERS—continued. | cwt. | £ | DRUGS, CHEMICALS, AND FERTILISERS—continued. | | £ |
| SODIUM SALTS—continued. | | | SODIUM SALTS—continued. | | |
| 1288.— <i>Bi-carbonate</i> : | | | 1298A.— <i>Sodium Salts, N.E.I., imported from or via the Commonwealth States not sufficiently described to classify as above</i> : | | |
| United Kingdom | 4,702 | 2,605 | United Kingdom | | 73 |
| Commonwealth States (see Item 1298A). | 4,702 | 2,605 | Germany | | 3 |
| | | | Japan | | 40 |
| 1289.— <i>Carbonate (Soda Ash)</i> : | | | United States of America | | 64 |
| United Kingdom | 30,142 | 8,409 | Commonwealth States | | 3,030 |
| Africa, British East | 15,378 | 3,486 | | | 3,210 |
| India | 1,000 | 276 | | | |
| United States of America | 57 | 25 | SPIRITS AND SPIRITUOUS PREPARATIONS— | | |
| Commonwealth States (see Item 1298A). | 46,577 | 12,196 | 1300.— <i>Amyl Acetate—Ethyl Acetate</i> : | | |
| | | | United Kingdom | Gal. 6 | 4 |
| 1291.— <i>Hydroxide (Caustic Soda)</i> : | | | 1301.— <i>Amylic Alcohol and Fusel Oil</i> : | | |
| United Kingdom | 7,886 | 5,567 | United Kingdom | 4 | 2 |
| Africa, British East | 390 | 341 | 1302.— <i>Collodion</i> : | | |
| India | 752 | 1,798 | Commonwealth States | | 100 |
| United States of America | 9,028 | 7,706 | 1303.— <i>Denatured Spirits</i> : | | |
| Commonwealth States | | 1 | Commonwealth States | 132,135 | 16,185 |
| 1292.— <i>Metabisulphite</i> : | | | 1304.— <i>Essences, Fruit Ethers, Aromas and Flavours</i> : | | |
| United Kingdom | | 1 | United Kingdom | | 2,514 |
| Commonwealth States (see Item 1298A). | | 1 | Netherlands | | 3 |
| 1292B.— <i>Phosphates</i> : | | | Commonwealth States | | 11,331 |
| United Kingdom | 1 | 3 | | | 13,848 |
| Commonwealth States (see Item 1298A). | 1 | 3 | 1306.— <i>Ethers, N.E.I.</i> : | | |
| | | | United Kingdom | | 60 |
| 1293.— <i>Salicylate</i> : | | | Germany | | 32 |
| United Kingdom | 8 | 78 | Netherlands | | 3 |
| Germany | | 1 | Commonwealth States | | 1,753 |
| Commonwealth States (see Item 1298A). | 8 | 79 | | | 1,848 |
| | | | 1306A.— <i>Methyl Chloride</i> : | | |
| 1294.— <i>Silicate (Water Glass)</i> : | | | United Kingdom | lb. 99 | 10 |
| United Kingdom | 162 | 107 | Germany | 551 | 28 |
| United States of America | 25 | 16 | | 650 | 38 |
| Commonwealth States | 1,325 | 907 | 1307.— <i>Ethyl Chloride</i> : | | |
| | 1,512 | 1,030 | Commonwealth States | | 578 |
| 1295.— <i>Sulphate</i> : | | | 1308.— <i>Fruit Juices and Syrups</i> : | | |
| United Kingdom | 70 | 49 | United Kingdom | Gal. 16 | 56 |
| Germany | 81 | 30 | 1309.— <i>Perfumed Spirits and Bay Rum</i> : | | |
| Commonwealth States | 1,435 | 427 | United Kingdom | 66 | 674 |
| | 1,586 | 506 | Czecho-Slovakia | 22 | 111 |
| 1296.— <i>Sulphide</i> : | | | France | 18 | 319 |
| United Kingdom | 370 | 204 | Germany | 165 | 917 |
| Germany | 39 | 33 | Commonwealth States, from or via, included in Item 1268A. | | |
| Commonwealth States (see Item 1298A). | 409 | 237 | 271 | 2,021 | |
| 1297.— <i>Thiosulphate (Hyposulphite)</i> : | | | 1311.— <i>Toilet Preparations, N.E.I.</i> | | |
| United Kingdom | 26 | 15 | — <i>Spirituous</i> : | | |
| Commonwealth States | 253 | 324 | United Kingdom | 23 | 73 |
| | 279 | 339 | Malaya, British | 1 | 4 |
| 1298.— <i>Sodium Salts, N.E.I.</i> : | | | Czecho-Slovakia | | 2 |
| United Kingdom | 22 | 68 | Germany | 3 | 18 |
| United States of America | 93 | 664 | United States of America | 13 | 17 |
| Commonwealth States (see Item 1298A). | 115 | 732 | Commonwealth States, from or via, included in Item 1268A. | | |
| | | | 40 | 114 | |

No. 5.—IMPORTS, 1936-1937—*continue.i.*

| Articles and Countries. | According to Country of Origin. | | Articles and Countries. | According to Country of Origin. | |
|--|---------------------------------|------------------|---|---------------------------------|---------------|
| | Quantity. | Value. | | Quantity. | Value. |
| DRUGS, CHEMICALS, AND FERTILISERS—<i>continued.</i> | cwt. | £ | Class XX.—Miscellaneous. | | £ |
| 1312.—SULPHUR (BRIMSTONE)— | | | 1318A.—ANTIQUES, ETC.— | | |
| United Kingdom | 5 | 9 | United Kingdom | | 118 |
| France | 20 | 8 | Austria | | 25 |
| Germany | 2 | 4 | China | | 21 |
| Italy | 84,270 | 15,895 | | | 164 |
| Japan | 266,000 | 56,484 | | | |
| United States of America | 75,000 | 18,184 | | | |
| Commonwealth States | 295 | 169 | | | |
| | 425,592 | 90,753 | ARMS, AMMUNITION AND EXPLOSIVES— | | |
| | | | 1319.— <i>Gun Barrels or Actions, N.E.I., etc.:</i> | | |
| 1314.—WEED, SCRUB AND TREE KILLERS, N.E.I.— | | | Belgium | | 3 |
| Commonwealth States | | 2,546 | United States of America | | 13 |
| | | | Commonwealth States, | | |
| | | | from or <i>via</i> , included in | | |
| | | | Items 1321 and 1322 re- | | |
| | | | spectively. | | |
| | | | | | 16 |
| 1315.—YEAST FOOD, YEAST FOOD PRESERVATIVES, ETC.— | | | | | |
| United Kingdom | | 421 | 1320.— <i>Revolvers and Pistols:</i> | No. | |
| Commonwealth States | | 7,987 | United Kingdom | 12 | 3 |
| | | | Commonwealth States, | | |
| | | | from or <i>via</i> , included in | | |
| | | | Item 1324. | | |
| | | | | 12 | 3 |
| | | | | | |
| 1316.—ZINC CHLORIDE AND ZINC SULPHATE— | | | 1321.— <i>Rifles—Military and Match, etc.:</i> | | |
| United Kingdom | 155 | 151 | United Kingdom | | 13 |
| Germany | 2 | 4 | United States of America | | 2 |
| United States of America | | 4 | Commonwealth States | | 3,907 |
| Commonwealth States (<i>see</i> Item 1317A). | | | | | 3,922 |
| | 157 | 159 | | | |
| | | | 1322.— <i>Guns and Rifles bearing Approved Test Mark:</i> | | |
| 1317.—CHEMICALS, N.E.I.— | | | United Kingdom | | 72 |
| United Kingdom | | 11,663 | Canada | | 205 |
| Canada | | 3 | Belgium | | 697 |
| Ceylon | | 1 | Germany | | 56 |
| India | | 3 | United States of America | | 1,361 |
| Iran | | 4 | Commonwealth States | | 491 |
| Belgium | | 68 | | | 2,882 |
| Chile | | 1 | | | |
| China | | 4 | 1324.— <i>Other Arms:</i> | | |
| Colombia | | 4 | United Kingdom | | 70 |
| France | | 4 | France | | 13 |
| Germany | | 11 | Germany | | 5 |
| Hungary | | 8,925 | United States of America | | 31 |
| Netherlands East Indies | | 1 | Commonwealth States | | 1,225 |
| Peru | | 1 | | | 1,344 |
| San Salvador | | 1 | | | |
| Soviet Union | | 3 | 1325.— <i>Caps—Percussion:</i> | | |
| Sweden | | 1 | Canada | | 13 |
| Switzerland | | 3 | United States of America | | 4 |
| United States of America | | 102 | | | 17 |
| Venezuela | | 4,706 | | | |
| Commonwealth States (<i>see</i> Item 1317A). | | 1 | 1326.— <i>Cartridges for Military Purposes (Small Arm):</i> | | |
| | | 25,507 | Commonwealth States | | 37,446 |
| | | | | | |
| 1317A.—CHEMICALS, N.E.I., IMPORTED FROM OR <i>via</i> THE COMMONWEALTH STATES NOT SUFFICIENTLY DESCRIBED TO CLASSIFY AS ABOVE— | | | 1327.— <i>Cartridges—Rifle and Revolver, N.E.I.:</i> | | |
| United Kingdom | | 394 | United Kingdom | | 234 |
| Canada | | 287 | Canada | | 243 |
| India | | 2 | Belgium | | 8 |
| Malaya, British | | 6 | Germany | | 310 |
| France | | 8 | United States of America | | 801 |
| Germany | | 21 | Commonwealth States | | 11,992 |
| Japan | | 22 | | | |
| Netherlands East Indies | | 89 | | | |
| United States of America | | 1,394 | | | |
| Commonwealth States | | 9,825 | | | |
| | | 12,048 | | | |
| Total, Class XIX. | | 1,053,172 | | | 13,588 |

No. 5.—IMPORTS, 1936-1937—continued.

| Articles and Countries. | According to Country of Origin. | | Articles and Countries. | According to Country of Origin. | |
|--|---------------------------------|--------|---|---------------------------------|---------|
| | Quantity. | Value. | | Quantity. | Value. |
| MISCELLANEOUS—continued. ARMS, AMMUNITION AND EXPLOSIVES—continued. | thousand. | £ | MISCELLANEOUS—continued. ARMS, AMMUNITION AND EXPLOSIVES—continued. | lb. | £ |
| 1328.—Cartridges—Shotgun : | | | 1340.—Powder—Blasting : | | |
| New Zealand | 8 | 73 | United Kingdom | 82,500 | 2,223 |
| Belgium | 49 | 146 | Commonwealth States (see Item 1341A). | | |
| United States of America | 78 | 384 | | 82,500 | 2,223 |
| Commonwealth States (included in Item 1327). | | | | | |
| | 135 | 603 | 1341.—Powder—Sporting : | | |
| 1330.—Detonators : | lb. | | United Kingdom | 125 | 19 |
| United Kingdom | 9,239 | 7,636 | Commonwealth States (see Item 1341A). | | |
| Commonwealth States (see Item 1341A). | | | | 125 | 19 |
| | 9,239 | 7,636 | 1341A.—Explosives, N.E.I., imported from or via the Commonwealth States not sufficiently described to classify as above : | | |
| 1332.—Explosives, N.E.I. : | cwt. | | United Kingdom | | 384 |
| United Kingdom | 386 | 3,202 | Commonwealth States | | 124,341 |
| South African Union | 447 | 172 | | | 124,725 |
| Commonwealth States (see Item 1341A). | | | 1342.—Shots, Bullets and Slugs : | | |
| | 833 | 3,374 | | cwt. | |
| 1333.—Fireworks : | | | United Kingdom | 69 | 127 |
| United Kingdom | | 185 | United States of America | 2 | 13 |
| Hong Kong | | 251 | Commonwealth States | 16 | 41 |
| China | | 2,122 | | 87 | 181 |
| Germany | | 152 | 1343.—Wads : | | |
| Japan | | 15 | Germany | | 434 |
| Commonwealth States | | 908 | | | |
| | | 3,633 | 1345.—ARTICLES, N.E.I., OF CELLULOID, XYLONITE, BONE, ETC.— | | |
| 1334.—Fuse—Cotton : | | | United Kingdom | | 274 |
| United Kingdom | | 122 | Canada | | 1 |
| Commonwealth States, from or via, included in Item 1336. | | | Hong Kong | | 1 |
| | | 122 | Austria | | 1 |
| 1335.—Fuse—Mining, Electrical : | | | France | | 28 |
| United Kingdom | | 437 | Germany | | 103 |
| Commonwealth States, from or via, included in Item 1336. | | | Hungary | | 1 |
| | | 437 | Japan | | 108 |
| 1336.—Fuse—N.E.I. : | coils. | | United States of America | | 3 |
| Commonwealth States | 891,700 | 26,443 | Commonwealth States | | 5,495 |
| | | | | | 6,015 |
| 1337.—Gelatine—Blasting : | lb. | | 1346.—ARTICLES FOR SCIENTIFIC PURPOSES, ETC.— | | |
| United Kingdom | 20,000 | 1,314 | United Kingdom | | 2 |
| Commonwealth States (see Item 1341A). | | | Czecho-Slovakia | | 2 |
| | 20,000 | 1,314 | France | | 2 |
| 1338.—Gelatine—Dynamite : | | | Germany | | 79 |
| United Kingdom | 1,210,000 | 65,751 | Spain | | 1 |
| Commonwealth States (see Item 1341A). | | | United States of America | | 1,525 |
| | 1,210,000 | 65,751 | | | 1,611 |
| 1339.—Gelignite : | | | ART—WORKS OF— | | |
| United Kingdom | 515,000 | 24,546 | 1348.—Statuary—Presented or Bequeathed, etc. : | | |
| Commonwealth States (see Item 1341A). | | | United Kingdom | | 10 |
| | 515,000 | 24,546 | Italy | | 6 |
| | | | | | 16 |
| | | | 1349.—Statues (Artists' Original Productions) : | | |
| | | | United Kingdom | | 28 |

No. 5.—IMPORTS, 1936-1937—continued.

| Articles and Countries. | According to Country of Origin. | | Articles and Countries. | According to Country of Origin. | |
|--|---------------------------------|--------|---|---------------------------------|--------|
| | Quantity. | Value. | | Quantity. | Value. |
| MISCELLANEOUS—continued. | | £ | MISCELLANEOUS—continued. | | £ |
| ART—WORKS OF—continued. | | | BRUSHWARE— | | |
| 1350.— <i>Statuary—Monumental and other Figures, etc.:</i> | | | 1368.— <i>Artists' Brushes, etc.:</i> | | |
| United Kingdom | 3,247 | | United Kingdom | | 374 |
| Ceylon | 10 | | Germany | | 11 |
| Hong Kong | 2 | | Japan | | 7 |
| Austria | 26 | | Commonwealth States (see Item 1373A). | | |
| China | 9 | | | | 392 |
| Czecho-Slovakia | 2 | | | | |
| Germany | 496 | | 1369.— <i>Brooms, Whisks, Mops, Carpet Sweepers:</i> | | |
| Italy | 28 | | United Kingdom | | 321 |
| Japan | 133 | | Canada | | 105 |
| Poland | 12 | | Germany | | 2 |
| Sudan | 1 | | Japan | | 6 |
| Commonwealth States | 543 | | United States of America | | 50 |
| | | 4,509 | Commonwealth States (see Item 1373A). | | |
| | | | | | 484 |
| ATOMIZERS— | | | 1369A.— <i>Hair and Clothes Brushes:</i> | doz. | |
| 1352.— <i>N.E.I., Fumigators, Odorizers, etc.:</i> * | | | United Kingdom | 477 | 432 |
| United Kingdom | 106 | | Czecho-Slovakia | 23 | 103 |
| Canada | 6 | | Germany | 90 | 102 |
| Czecho-Slovakia | 226 | | Japan | 383 | 187 |
| Germany | 88 | | United States of America | 9 | 22 |
| Japan | 87 | | Commonwealth States (see Item 1373A). | | |
| United States of America | 11 | | | | |
| Commonwealth States | 451 | | | | 982 |
| | | 975 | | | 846 |
| | | | 1370.— <i>Nail Brushes, Scrubbing Brushes, etc.:</i> | | |
| 1352A.— <i>Spray Guns, including Hand-operated, for Paints, Varnishes, etc.:</i> | | | United Kingdom | | 36 |
| United States of America | | 18 | Germany | | 3 |
| Commonwealth States, from or via, included in Item 1352. | | | Norway | | 1 |
| | | 18 | Commonwealth States (see Item 1373A). | | |
| | | | | | 40 |
| BAGS, BASKETS, BOXES, CASES, ETC.— | | | 1371.— <i>Painters' Brushes:</i> | | |
| 1353.— <i>Leather:</i> | | | United Kingdom | 641 | 504 |
| United Kingdom | 1,320 | | Canada | 495 | 246 |
| Austria | 16 | | France | 4 | 2 |
| China | 4 | | Commonwealth States (see Item 1373A). | | |
| Czecho-Slovakia | 16 | | | 1,140 | 752 |
| Germany | 98 | | 1372.— <i>Tooth Brushes:</i> | | |
| Japan | 12 | | United Kingdom | 543 | 190 |
| United States of America | 56 | | Germany | 3 | 1 |
| Commonwealth States | 7,089 | | Japan | 54 | 5 |
| | | 8,591 | Commonwealth States (see Item 1373A). | | |
| | | | | 600 | 196 |
| 1354-1362.— <i>All Other:</i> | | | 1373.— <i>Brushware N.E.I.:</i> | | |
| United Kingdom | 4,478 | | United Kingdom | | 569 |
| Hong Kong | 18 | | Canada | | 35 |
| India | 1 | | Czecho-Slovakia | | 1 |
| Malaya, British | 11 | | Germany | | 136 |
| Austria | 12 | | Japan | | 7 |
| Belgium | 21 | | Sweden | | 6 |
| China | 23 | | United States of America | | 19 |
| Czecho-Slovakia | 183 | | Commonwealth States (see Item 1373A). | | |
| France | 14 | | | | 773 |
| Germany | 906 | | 1373A.— <i>Brushware, imported from or via the Commonwealth States not sufficiently described to classify as above:</i> | | |
| Hungary | 1 | | United Kingdom | | 112 |
| Italy | 4 | | Japan | | 1 |
| Japan | 1,349 | | Commonwealth States | | 25,592 |
| Poland | 2 | | | | |
| Sweden | 570 | | | | 25,705 |
| United States of America | 347 | | | | |
| Commonwealth States | 2,618 | | | | |
| | | 10,558 | | | |
| 1366.— <i>BLUE—LAUNDRY—Commonwealth States</i> | lb. 120,922 | 9,088 | | | |

* Includes all kinds of Atomizers from or via the Commonwealth States.

No. 5.—IMPORTS, 1936-1937—continued.

| Articles and Countries. | According to Country of Origin. | | Articles and Countries. | According to Country of Origin. | |
|---|---------------------------------|--------|--|---------------------------------|--------|
| | Quantity. | Value. | | Quantity. | Value. |
| MISCELLANEOUS—continued. | | £ | MISCELLANEOUS—continued. | | £ |
| BRUSHWARE—continued. | | | 1384.—FILTERS FOR USE IN THE HOUSEHOLD— | | |
| 1374.—Vacuum Cleaners : | | | United Kingdom | 11 | |
| United Kingdom | | 1,449 | Austria | 55 | |
| Canada | | 27 | | 66 | |
| Germany | | 58 | | | |
| Japan | | 5 | | | |
| United States of America | | 819 | 1385.—FIRE BRIGADE AND LIFE SAVING APPLIANCES, N.E.I. | | |
| Commonwealth States | | 2,535 | United Kingdom | 506 | |
| | | 4,893 | | | |
| 1375.—CELLULOID SHEETS— | | | 1386.—FOOD FOR ANIMALS, N.E.I.— | | |
| United Kingdom | | 342 | Commonwealth States | 19,349 | |
| Germany | | 378 | | | |
| Japan | | 326 | MATCHES AND VESTAS— | | |
| | | 1,046 | 1387—1389.—Wax : | gross boxes | |
| 1376.—COPYING APPARATUS FOR DUPLICATING, TYPEWRITING, ETC.— | | | Commonwealth States | 15,866 | 6,086 |
| United Kingdom | | 765 | | | |
| United States of America | | 72 | 1390—1392.—Wood : | | |
| | | 837 | Finland | 8,490 | 801 |
| CANDLES, TAPERS, AND NIGHT LIGHTS— | | | Commonwealth States | 13,153 | 3,256 |
| 1377.—Wax : | lb. | | | 21,643 | 4,057 |
| United Kingdom | 1,319 | 84 | | | |
| Commonwealth States, from or via, included in Item 1378. | | | 1393.—N.E.I. : | | |
| | 1,319 | 84 | United Kingdom | 26 | |
| 1378.—N.E.I. : | | | Commonwealth States | 335 | |
| Commonwealth States | 5,066 | 317 | | 361 | |
| 1378A.—CURTAINS AND BLINDS, N.E.I.— | | | MUSICAL INSTRUMENTS—PARTS OF AND ACCESSORIES— | | |
| Japan | | 39 | 1394.—Actions—Piano, in separate Parts, except Keyboards : | | |
| 1379.—DIVING DRESSES AND APPARATUS— | | | United Kingdom | 44 | |
| United Kingdom | | 3,953 | Germany | 4 | |
| Germany | | 2,482 | | 48 | |
| Japan | | 234 | | | |
| Commonwealth States | | 30 | 1395.—Actions—Other, Strings, Hammers and Ivories, etc. : | | |
| | | 6,699 | United Kingdom | 12 | |
| DRESSINGS AND POLISHES— | | | Germany | 49 | |
| 1380.—Blacking, Dressings and Polishes for Boots, etc. : | | | Japan | 1 | |
| United Kingdom | | 46 | United States of America | 109 | |
| France | | 2 | | 171 | |
| United States of America | | 26 | | | |
| Commonwealth States | | 17,912 | 1396.—Military Band and Orchestral Musical Instruments : | | |
| | | 17,986 | United Kingdom | 660 | |
| 1381.—Dressings, Inks, Stains, Pastes, etc. : | | | Czecho-Slovakia | 2 | |
| United Kingdom | | 159 | France | 1 | |
| United States of America | | 85 | Germany | 99 | |
| Commonwealth States | | 767 | Turkey | 14 | |
| | | 1,011 | United States of America | 684 | |
| 1382.—Furniture Oils, Pastes and Polishes, Floor Polishes : | | | Commonwealth States, from or via, included in Item 1408. | | |
| United Kingdom | | 41 | | 1,460 | |
| United States of America | | 414 | | | |
| Commonwealth States | | 7,191 | 1399.—Organs other than Pipe Organs and Harmoniums : | No. | |
| | | 7,646 | United States of America | 1 | 301 |
| 1383.—Knife, Metal and Stone Polishes : | | | Commonwealth States | 1 | 8 |
| United Kingdom | | 500 | | 2 | 309 |
| United States of America | | 151 | | | |
| Commonwealth States | | 10,058 | 1400—1401.—Pianos—Grand and Upright :* | No. | |
| | | 10,709 | United Kingdom | 57 | 1,632 |
| | | | Germany | 2 | 900 |
| | | | Commonwealth States | 35 | 2,124 |
| | | | | 94 | 4,656 |

* Includes parts from or via the Commonwealth States.

No. 5.—IMPORTS, 1936-1937—continued.

| Articles and Countries. | According to Country of Origin. | | Articles and Countries. | According to Country of Origin. | |
|---|---------------------------------|---------|---|---------------------------------|--------|
| | Quantity. | Value. | | Quantity. | Value. |
| MISCELLANEOUS—continued. | | £ | MISCELLANEOUS—continued | | £ |
| MUSICAL INSTRUMENTS, ETC.—continued. | | | PACKINGS FOR ENGINES, BOILERS, ETC.—continued. | | |
| 1402-1403.— <i>Player Pianos—Grand and Upright</i> .* | | | 1412.— <i>Asbestos Cord</i> : | | |
| United Kingdom | | 4 | United Kingdom | | 266 |
| Commonwealth States | | 175 | Commonwealth States (see Item 1418A). | | |
| | | 179 | | | 266 |
| 1405.— <i>Piano, Player and similar Records</i> : | | | 1413.— <i>Asbestos Millboards</i> : | | |
| Commonwealth States | | 389 | United Kingdom | | 244 |
| | | | Commonwealth States (see Item 1418A). | | |
| 1406.— <i>Piano and Player Piano Keyboards</i> : | | | | | 244 |
| United Kingdom | | 5 | 1414.— <i>Asbestos Packings or Chiefly of Asbestos</i> : | | |
| 1408.— <i>Musical Instruments, N.E.I.</i> : | | | United Kingdom | | 1,791 |
| † Commonwealth of Australia | | 2 | Canada | | 6 |
| United Kingdom | | 543 | South African Union | | 58 |
| China | | 3 | Germany | | 14 |
| Czecho-Slovakia | | 5 | Hungary | | 7 |
| France | | 20 | Sweden | | 1 |
| Germany | | 5,027 | United States of America | | 1,225 |
| Italy | | 215 | Commonwealth States (see Item 1418A). | | |
| Japan | | 139 | | | 3,102 |
| United States of America | | 991 | 1415.— <i>Asbestos Pipe and Boiler Covering, etc.</i> : | | |
| Yugo-Slavia | | 6 | United Kingdom | | 147 |
| Commonwealth States | | 1,215 | Commonwealth States (see Item 1418A). | | |
| | | 8,166 | | | 147 |
| 1409.— <i>OILMEN'S STORES, N.E.I.</i> — | | | 1416.— <i>Asbestos Yarn</i> : | | |
| United Kingdom | | 2,586 | United Kingdom | | 21 |
| Canada | | 34 | Commonwealth States (see Item 1418A). | | |
| Malaya, British | | 9 | | | 21 |
| New Zealand | | 3 | 1417.— <i>Cotton Packings or Chiefly of Cotton</i> : | | |
| China | | 369 | United Kingdom | | 77 |
| Denmark | | 2 | Sweden | | 1 |
| Germany | | 1 | United States of America | | 65 |
| France | | 10 | Commonwealth States (see Item 1418A). | | |
| Italy | | 133 | | | 143 |
| Japan | | 32 | 1417A.— <i>Felt, Wool and Other Packing</i> : | | |
| Netherlands | | 8 | United Kingdom | | 1,622 |
| Switzerland | | 1 | Canada | | 95 |
| United States of America | | 34 | France | | 77 |
| Commonwealth States | | 91,285 | Germany | | 49 |
| | | 94,507 | Hungary | | 3 |
| 1409A.— <i>OUTSIDE PACKAGES, N.E.I.</i> — | | | Japan | | 12 |
| United Kingdom | | 54,542 | Sweden | | 3 |
| Canada | | 11,576 | Switzerland | | 5 |
| Other Countries | | 85,824 | United States of America | | 1,114 |
| | | 151,942 | Commonwealth States (see Item 1418A). | | |
| PACKINGS FOR ENGINES, BOILERS, ETC.— | | | | | 2,980 |
| 1410.— <i>Asbestos Cloth—Unproofed</i> : | | | 1418.— <i>Compositions for Covering Pipes and Boilers</i> : | | |
| United Kingdom | | 129 | United Kingdom | | 795 |
| Commonwealth States (see Item 1418A). | | | Commonwealth States (see Item 1418A). | | |
| | | 129 | | | 795 |
| 1411.— <i>Asbestos Cloth Proofed with Rubber</i> : | | | | | 795 |
| United Kingdom | | 42 | | | 795 |
| Commonwealth States (see Item 1418A). | | | | | 795 |
| | | 42 | | | 795 |

* Includes parts from or *via* the Commonwealth States.

† Australian produce previously exported, now returned to this State.

No. 5.—IMPORTS, 1936-1937—continued.

| Articles and Countries. | According to Country of Origin. | | Articles and Countries. | According to Country of Origin. | |
|--|---------------------------------|--------|---|---------------------------------|--------|
| | Quantity. | Value. | | Quantity. | Value. |
| MISCELLANEOUS—continued. | | £ | MISCELLANEOUS—continued. | cwt. | £ |
| PACKINGS FOR ENGINES, BOILERS, ETC.—continued. | | | 1422.—PITCH AND TAR— | | |
| 1418A.—Packings, N.E.I., imported from or via the Commonwealth States not sufficiently described to classify as above: | | | United Kingdom | 6 | 4 |
| United States of America | 13 | | Poland | 40 | 15 |
| Commonwealth States | 1,001 | | Sweden | 205 | 135 |
| | | 1,014 | Commonwealth States | 1,985 | 740 |
| 1419.—Silicate of Cotton (Slag Wool), etc.: | | | | 2,236 | 894 |
| Commonwealth States | | 212 | 1423.—PRINTING ROLLER COMPOSITION— | | |
| 1419A.—PASSENGERS' PERSONAL EFFECTS (DUTIABLE)— | | | United Kingdom | 1 | 11 |
| United Kingdom | | 1,777 | SOAP— | | |
| Aden | | 18 | 1424.—Toilet, Fancy or Medicated: | lb. | |
| Canada | | 1 | United Kingdom | 7,913 | 856 |
| Ceylon | | 575 | Czecho-Slovakia | 40 | 4 |
| Gibraltar | | 3 | France | 564 | 32 |
| Hong Kong | | 18 | Germany | 378 | 48 |
| India | | 108 | Italy | 1,430 | 236 |
| Malaya, British | | 1,449 | United States of America | 9 | 3 |
| Malta | | 4 | Commonwealth States | 1,342,174 | 69,478 |
| New Zealand | | 27 | | 1,352,508 | 70,657 |
| Pacific Islands—British | | 26 | 1425.—N.E.I.: | | |
| Palestine | | 16 | United Kingdom | 810 | 24 |
| South African Union | | 31 | France | 7,043 | 84 |
| Belgium | | 1 | Commonwealth States | 598,345 | 17,436 |
| Bulgaria | | 1 | | 606,198 | 17,544 |
| China | | 73 | 1426.—Soap Substitutes and Compound Detergents: | | |
| Czecho-Slovakia | | 3 | United Kingdom | | 119 |
| Egypt | | 70 | United States of America | | 124 |
| Finland | | 2 | Commonwealth States | | 35,887 |
| France | | 56 | | | 36,130 |
| Germany | | 22 | STOPPERS FOR BOTTLES— | | |
| Greece | | 3 | 1427.—Crown Corks: | gross. | |
| Italy | | 30 | United Kingdom | 27 | 7 |
| Japan | | 140 | Commonwealth States | 5,375 | 303 |
| Morocco | | 1 | | 5,402 | 310 |
| Netherlands | | 3 | 1430.—All other Bottle Stoppers (exclusive of Corks and Glass Marbles): | | |
| Netherlands East Indies | | 49 | United Kingdom | | 283 |
| Norway | | 1 | Czecho-Slovakia | | 1 |
| Pacific Islands—Other | | 12 | Germany | | 5 |
| Philippine Islands | | 2 | United States of America | | 1 |
| Siam | | 2 | | | 290 |
| Soviet Union | | 1 | 1431.—STRAW ENVELOPES— | | |
| Sweden | | 3 | Commonwealth States | | 366 |
| Switzerland | | 13 | 1432.—THEATRICAL COSTUMES AND PROPRIETIES— | | |
| Tangiers | | 1 | Commonwealth States | | 43 |
| United States of America | | 44 | 1433.—TROPHIES WON ABROAD, DECORATIONS, ETC.— | | |
| Yugo-Slavia | | 1 | United Kingdom | | 7 |
| | | 4,587 | 1434.—WELDING COMPOUNDS, THERMIT AND OTHER— | | |
| 1420.—PERSONAL AND HOUSEHOLD EFFECTS (NOT DUTIABLE)— | | | United Kingdom | | 29 |
| *Commonwealth of Australia | | 600 | France | | 19 |
| United Kingdom | | 5,636 | United States of America | | 4 |
| Canada | | 11 | Commonwealth States | | 1,500 |
| Ceylon | | 75 | | | 1,552 |
| India | | 218 | 1421.—PESTLES AND MORTARS OF ANY MATERIAL— | | |
| Malaya, British | | 781 | United Kingdom | | 16 |
| New Zealand | | 702 | Germany | | 7 |
| Palestine | | 18 | | | 23 |
| South African Union | | 190 | | | |
| China | | 5 | | | |
| Germany | | 215 | | | |
| Italy | | 65 | | | |
| United States of America | | 291 | | | |
| Commonwealth States | | 28,621 | | | |
| | | 37,428 | | | |

* Australian produce previously exported now returned to this State.

No. 5.—IMPORTS, 1936-1937—continued.

| Articles and Countries. | According to Country of Origin. | | Articles and Countries. | According to Country of Origin. | |
|--|---------------------------------|--------|--|---------------------------------|------------|
| | Quantity. | Value. | | Quantity. | Value. |
| MISCELLANEOUS—Continued. | | £ | MISCELLANEOUS—continued. | | £ |
| 1436.—YACHTS, LAUNCHES AND BOATS— | | | 1441A.—GOODS IMPORTED FROM OVERSEAS DIRECT, CLEARED PER PARCEL POST— <i>contd.</i> — | | |
| United Kingdom | | 15 | Ceylon | | 55 |
| Norway | | 6 | Cyprus | | 56 |
| Commonwealth States | | 4,099 | Hong Kong | | 16 |
| | | 4,120 | India | | 334 |
| 1439.—WALL AND CRILING PARTS AND DECORATIONS— | | | Malaya, British | | 101 |
| United Kingdom | | 1,260 | Malta | | 1 |
| Canada | | 1,385 | Newfoundland | | 1 |
| Finland | | 411 | New Zealand | | 188 |
| United States of America | | 78 | Palestine | | 176 |
| Commonwealth States | | 808 | South African Union | | 5,989 |
| | | 3,942 | Austria | | 120 |
| 1440.—WINDOWS (STAINED GLASS) FOR CHURCHES, ETC.— | | | Belgium | | 164 |
| United Kingdom | | 222 | China | | 266 |
| 1441.—ARTICLES—UNSPECIFIED— | | | Czecho-Slovakia | | 400 |
| United Kingdom | | 3,934 | Danzig | | 11 |
| Africa, British West | | 445 | Denmark | | 9 |
| Fiji | | 2 | Egypt | | 6 |
| India | | 29 | Finland | | 2 |
| Malaya, British | | 102 | France | | 768 |
| New Zealand | | 15 | Germany | | 2,285 |
| South African Union | | 2,031 | Greece | | 4 |
| Austria | | 2 | Hungary | | 26 |
| Brazil | | 19 | Italy | | 170 |
| China | | 14 | Japan | | 207 |
| Congo, Belgian | | 185 | Madeira | | 21 |
| Denmark | | 390 | Mexico | | 1 |
| France | | 18 | Netherlands | | 112 |
| Germany | | 323 | Netherlands East Indies | | 8 |
| Italy | | 2 | Philippine Islands | | 1 |
| Japan | | 54 | Portugal | | 86 |
| Norway | | 229 | Soviet Union | | 2 |
| Pacific Islands—Society Islands | | 10 | Spain | | 2 |
| Spain | | 1 | Sweden | | 28 |
| Turkey | | 21 | Switzerland | | 520 |
| United States of America | | 118 | Syria | | 1 |
| Commonwealth States | | 8,454 | United States of America | | 2,317 |
| | | 16,398 | Yugo-Slavia | | 22 |
| 1441A.—GOODS IMPORTED FROM OVERSEAS DIRECT, CLEARED PER PARCEL POST— | | | | | 32,119 |
| United Kingdom | | 17,073 | Total, Class XX. | | 970,682 |
| Aden | | 2 | Class XXI.—Gold and Silver ; and Bronze Species. | | |
| Africa, British West | | 438 | 1446.—SILVER BAR, INGOT AND SHEET | | |
| Canada | | 230 | United Kingdom | oz. 459 | 51 |
| | | | Total, Class XXI. | | 51 |
| | | | GRAND TOTAL | | 18,028,359 |

SUMMARY showing the Value of Australian and Oversea Produce Imported from each of the Commonwealth States and from Oversea Direct during the year ended 30th June, 1937.

| Imports from : | Australian Origin. | Oversea Origin. | Total. |
|----------------------------------|--------------------|-----------------|------------|
| | £ | £ | £ |
| New South Wales | 4,434,361 | 191,447 | 4,625,808 |
| Victoria | 5,345,156 | 255,124 | 5,600,280 |
| Queensland | 584,721 | 7,769 | 592,490 |
| South Australia | 1,227,321 | 56,861 | 1,284,182 |
| Tasmania | 222,484 | 360 | 222,844 |
| Northern Territory | 43,424 | 1,769 | 45,193 |
| Total, Commonwealth States | 11,857,467 | 513,330 | 12,370,797 |
| Oversea Direct | 6,558 | 5,651,004 | 5,657,562 |
| GRAND TOTAL | 11,864,025 | 6,164,334 | 18,028,359 |

No. 6.—EXPORTS of Merchandise from the State of Western Australia during the Year ended
30th June, 1937.

NOTE.—The "Quantity" columns are left blank in all cases where the quantities declared are packages of an irregular or unrecognised size, and consequently do not indicate the number, capacity, or weight of articles exported.

TRADE CLASSIFICATION.

Owing to the grouping of the Export Items into classes, in lieu of the alphabetical system followed prior to 1918-19 by the Customs Department, the following resumé of the classes, together with a slightly condensed Index of the items in alphabetical order, is inserted for the convenience of the public.

EXPORTS.

| Classes. | Item Numbers. |
|--|---------------|
| 1—Food Stuffs of Animal Origin | 1—80 |
| 2—Food Stuffs of Vegetable Origin, Beverages, non-alcoholic, and substances used in making | 31—111 |
| 3—Spirituos and Alcoholic Liquors | 112—127 |
| 4—Tobacco and preparations thereof | 128—132 |
| 5—Live Animals | 133—144 |
| 6—Animal Substances mainly unmanufactured, not Foodstuffs | 145—173b |
| 7—Vegetable Substances and Fibres | 174—195 |
| 8—Apparel—Textiles, Manufactured Fibres | 196—229 |
| 9—Oils, Fats and Waxes | 230—256 |
| 10—Paints and Varnishes | 257—262 |
| 11—Stone and Minerals, including Ores and Concentrates | 263—297 |
| 12—Metals, Metal Manufactures and Machinery | 298—364 |
| 13—Rubber, Leather, and Manufactures thereof | 365—373 |
| 14—Wood and Wicker, Raw and Manufactured | 374—394 |
| 15—Earthenware, Cement, China, Glass and Stoneware | 395—407 |
| 16—Paper, Books and Stationery | 408—416 |
| 17—Jewellery, Timepieces and Fancy Goods | 417—421 |
| 18—Optical, Surgical and Scientific Instruments | 422—430 |
| 19—Drugs, Chemicals and Fertilisers | 431—471 |
| 20—Miscellaneous | 472—497a |
| 21—Specie and Bullion | 498—504 |

ALPHABETICAL INDEX OF EXPORTS.

| Items. | No. | Items. | No. |
|-------------------------------------|----------|--------------------------------------|---------|
| Acids | 431-4 | Caramel, Caramel Paste | 34 |
| Aerated and Mineral Waters | 31 | Cement (Portland) | 397 |
| Ale, Beer, etc. | 112-3 | Cheese | 3 |
| Animals, Live | 133-144 | China, Porcelain, Porcelain Ware | 398 |
| Apparel and Attire | 196-205 | Cider and Perry | 114 |
| Apples | 55 | Cigarette Papers | 410a |
| Arms, Ammunition, Explosives | 472-6 | Coal, Charcoal | 263-4 |
| Arsenic | 437a | Cocoa and Chocolate | 36-38 |
| Articles, unspecified | 497 | Coffee and Chicory | 39-41 |
| Bags and Sacks | 218-24 | Concentrates (other than gold) | 266-70 |
| Bags, Baskets, Boxes, Cases, Trunks | 477-8 | Confectionery (including Medicated) | 35 |
| Bark, Tanning | 174 | Copper | 321-6 |
| Beche-de-Mer | 170a | Cordage and Twines— | |
| Belting | 369-70 | Metal | 327 |
| Biscuits | 33 | Reaper and Binder Twine and Yarn | 225 |
| Blacking, including Dressings | 479 | Sewing Silks, Twists, etc. | 215 |
| Blankets, Blanketing | 206 | Unserviceable | 226 |
| Boats and Launches | 481 | Cork | 177 |
| Bones | 145 | Currants | 47 |
| Books, Music, Periodicals, etc. | 412 | Cutlery | 328 |
| Boots, Shoes, Slippers | 197-9 | Drugs and Chemicals | 431-71 |
| Brass | 317-20 | Cream of Tartar | 442 |
| Bricks | 395-6 | Earthenware, Brownware and Stoneware | 399 |
| Brushware | 482 | Electrical Materials | 307a |
| Bullion | 499, 502 | Eggs | 4-5 |
| Butter | 1 | Fancy Goods | 417-7a |
| Butter substitutes | 2 | Fibres | 179-183 |
| Candles | 483 | | |

ALPHABETICAL INDEX OF EXPORTS—*continued.*

| Item. | No. | Item. | No. |
|--|----------|---|------------------|
| Fish | 6-11 | Metals, Manufactures of— <i>continued</i> | |
| Floor Coverings | 207 | Other Manufactures of Metals | 364 |
| Flour | 75 | Milk and Cream | 28-30 |
| Fodder | 42-4 | Mustard | 89 |
| Fruits, Dried | 45-54 | Nuts, Edible (Almonds, etc.) | 90-1 |
| Fruits— | | Oilmen's Stores | 489 |
| Fruits preserved in liquid, etc. | 62-62d | Oils | 232-50 |
| Pulped | 63-4 | Oils, Essential | 458-459 |
| Fruits, Fresh | 55-60 | Onions | 107 |
| Fruit Juices | 61 | Ores, Clays and Mineral Earths | 272-90 |
| Furs | 201 | Packings, Asbestos and other | 490-1 |
| Furniture | 374 | Paints, Colours and Varnishes | 257-262 |
| Gelatine and Glue Pieces and Sinews | 148-9 | Paper, etc. | 408-11 |
| Ginger | 65 | Parcel Post (Oversea) | 497a |
| Glass and Glassware | 400-4 | Pearlshell and Trochus-shell | 168, 170 |
| Glycerine, Lanoline | 450, 453 | Pearls | 418 |
| Gold Ore and Concentrates | 279 | Peel | 92 |
| Grain and Pulse | 66-82 | Perfumery and Toilet Preparations, N.E.I. | 460 |
| Greases | 230 | Personal and Household Effects | 492 |
| Gums, dry | 184-5 | Photographic Goods and Materials | 425-7 |
| Gypsum | 271 | Pickles, Sauces, Chutney | 93-4 |
| Hair | 150-2 | Pictures (not being advertisements) | 416 |
| Hats, Caps, Bonnets | 202-3 | Piece Goods | 208-213 |
| Hay and Chaff | 42 | Pipes, Smoking | 420 |
| Hessian and other Jute Piece Goods | 209 | Pitch and Tar | 493 |
| Honey | 12 | Plants, Trees and Bulbs | 186 |
| Hoops | 166 | Platinum | 350 |
| Hops | 83 | Plaster of Paris | 406 |
| Horns | 167 | Plumbago, etc. | 291 |
| Infants' Food | 83a-84 | Potatoes | 109 |
| Inks | 413-4 | Printers' Materials | 851 |
| Instruments— | | Quicksilver | 352 |
| Kinematographs, Bioscopes, etc. | 422 | Rags | 182 |
| Kinematograph Films | 423 | Rails, Fish Plates, etc. | 353 |
| Microscopes, Telescopes, Optical and Meteorological | 424 | Raistins | 51-3 |
| Musical— | | Rubber and manufactures thereof | 365-8 |
| Pianos | 485 | Rugs and Rugging | 214 |
| Other | 486 | Sandalwood | 187 |
| Scientific Instruments and Apparatus | 428 | Sausage Casings | 26 |
| Surgical and Dental | 429 | Seeds | 90-7, 198-91 |
| Talking Machines | 430 | Skins and Hides | 153-65 |
| Iron and Steel— | | Soap | 494-5 |
| Bar, Rod, Angle and Tee | 329 | Soda, Bicarbonate and Carbonate, etc. | 464-6 |
| Girders | 330 | Specie | 498, 501, 504 |
| Plate and Sheet, Galvanised | 334 | Spices | 98-9 |
| Plain (not galvanised) | 335 | Spirits | 115-123, 467-469 |
| Scrap | 336 | Sponges | 192 |
| Wire | 338-9 | Stationery and Paper Manufactures | 412-6 |
| Isinglass | 13 | Stearine | 252 |
| Jams and Jellies | 85 | Stone (including Marble and Slate) | 292-7 |
| Jewellery | 419 | Sugar, Syrup, etc. | 100-4 |
| Cameos and Precious Stones, unset | 418-418b | Tobacco and manufactures thereof | 128-32 |
| Lard and Refined Animal Fats | 231 | Tallow, unrefined | 253 |
| Lead—Pig, Matte, Sheet | 340-2 | Tanning Extracts | 174a |
| Leather | 371-2 | Tea | 105 |
| Leather Manufactures, N.E.I. | 373 | Tents and Tarpaulins | 216 |
| Liquorice | 86 | Textiles | 206-217 |
| Macaroni and Vermicelli | 87 | Tiles | 407 |
| Machines and Machinery— | | Timber and manufactures of | 375-94 |
| Agricultural | 301-6 | Timepieces and parts thereof, Pedometers, etc. | 421 |
| Electrical Machinery and Appliances | 307 | Tinned Plates | 33 |
| Engines | 299-300 | Tools of Trade, not being machines | 355 |
| Machine Tools | 309 | Tortoise Shell | 169 |
| Mining | 308 | Trimmings and Ornaments | 204 |
| Sewing Machines, etc. | 310 | Umbrellas | 205 |
| Typewriters and parts thereof | 311 | Varnishes | 262 |
| Other | 312 | Vegetables | 63-4, 106-9 |
| Malt Extract | 88 | Vehicles and parts | 356-60 |
| Matches and Vestas | 487-8 | Vessels | 406 |
| Meats | 14-27 | Vinegar | 110 |
| Medicines | 454-5 | Waxes | 254-6 |
| Metals— | | Wicker, Bamboo Cane—Articles made of N.E.I. | 387 |
| Alloys | 313 | Wheat | 70 |
| Cadmium | 320a | Wines | 111, 124-7 |
| Scrap (except iron and steel) | 343 | Wood—Articles made of | 389-94 |
| Metals, Manufactures of— | | Wool | 171-76 |
| Bolts, Nuts, Rivets, Washers, N.E.I. | 316 | Wire | 326, 338-9 |
| Nails | 344-5 | Yarns, including Hosiery Yarn | 228-9 |
| Pipes and Tubes—Cast Iron and Cast Iron fittings | 347-8 | Zinc (Spelter) | 361-3 |
| Brass | 317-20 | | |
| Platedware and mixed Metalware | 349 | | |
| Wire Netting | 346 | | |

No. 6.—EXPORTS, 1936-1937.

| ARTICLES AND COUNTRIES TO WHICH EXPORTED. | QUANTITY. | | | VALUE. | | |
|--|--------------------|-----------------|-----------|--------------------|-----------------|--------|
| | Australian Origin. | Oversea Origin. | Total. | Australian Origin. | Oversea Origin. | Total. |
| Class I.—Foodstuffs of Animal Origin. | | | | | | |
| 1.—BUTTER— | lb. | | lb. | £ | £ | £ |
| United Kingdom | 1,603,318 | | 1,603,318 | 90,388 | | 90,388 |
| India | 7,300 | | 7,300 | 376 | | 376 |
| Malaya, British | 17,130 | | 17,130 | 824 | | 824 |
| Commonwealth States | 125 | | 125 | 8 | | 8 |
| | 1,627,873 | | 1,627,873 | 91,596 | | 91,596 |
| 2.—BUTTER SUBSTITUTES— | | | | | | |
| Malaya, British | 45 | | 45 | 2 | | 2 |
| 3.—CHEESE— | | | | | | |
| United Kingdom | 37,246 | | 37,246 | 1,184 | | 1,184 |
| Commonwealth States | 40,745 | | 40,745 | 1,821 | | 1,821 |
| | 77,991 | | 77,991 | 3,005 | | 3,005 |
| 4.—EGGS IN SHELL— | doz. | | doz. | | | |
| United Kingdom | 1,237,230 | | 1,237,230 | 72,785 | | 72,785 |
| Malaya, British | 2,370 | | 2,370 | 164 | | 164 |
| Commonwealth States | 47 | | 47 | 4 | | 4 |
| | 1,239,647 | | 1,239,647 | 72,953 | | 72,953 |
| 5.—EGGS NOT IN SHELL— | lb. | | lb. | | | |
| Commonwealth States | 13,816 | | 13,816 | 491 | | 491 |
| FISH— | | lb. | | | | |
| 6.—Fresh or Preserved by Cold Process : | | | | | | |
| Malaya, British | 1,548 | | 1,548 | 33 | | 33 |
| Commonwealth States | 25,692 | 3,740 | 29,432 | 561 | 128 | 689 |
| | 27,240 | 3,740 | 30,980 | 594 | 128 | 722 |
| 9.—Preserved in Tins : | | | | | | |
| Commonwealth States | 7,016 | 555 | 7,571 | 630 | 37 | 667 |
| 10.—Smoked or Dried : | | | | | | |
| Hong Kong | 260 | | 260 | 4 | | 4 |
| Malaya, British | 2,713 | | 2,713 | 81 | | 81 |
| United States of America | 435 | | 435 | 13 | | 13 |
| | 3,408 | | 3,408 | 98 | | 98 |
| 11.—Other, including Salted : | | | | | | |
| Malaya, British | 40 | | 40 | 112 | | 112 |
| Netherlands East Indies | 22 | | 22 | 50 | | 50 |
| | 62 | | 62 | 162 | | 162 |
| 12.—HONEY— | lb. | | lb. | | | |
| United Kingdom | 86,665 | | 86,665 | 705 | | 705 |
| Ceylon | 984 | | 984 | 18 | | 18 |
| India | 504 | | 504 | 16 | | 16 |
| Malaya, British | 5,963 | | 5,963 | 141 | | 141 |
| Netherlands East Indies | 15,956 | | 15,956 | 264 | | 264 |
| United States of America | 2,570 | | 2,570 | 87 | | 87 |
| Commonwealth States | 1,394 | | 1,394 | 37 | | 37 |
| | 114,036 | | 114,036 | 1,268 | | 1,268 |
| MEATS, POULTRY AND GAME— | | | | | | |
| 14.—Bacon and Hams : | | | | | | |
| Mauritius | 490 | | 490 | 37 | | 37 |
| Netherlands East Indies | 151 | | 151 | 9 | | 9 |
| Commonwealth States | 23,325 | | 23,325 | 925 | | 925 |
| | 23,966 | | 23,966 | 971 | | 971 |
| 16.—Potted and Concentrated : | | | | | | |
| Commonwealth States | | | | 31 | | 31 |

No. 6.—EXPORTS, 1936-1937—continued.

| ARTICLES AND COUNTRIES TO WHICH EXPORTED. | QUANTITY. | | | VALUE. | | |
|---|--------------------|-----------------|------------|--------------------|-----------------|---------|
| | Australian Origin. | Oversea Origin. | Total. | Australian Origin. | Oversea Origin. | Total. |
| MEATS, POULTRY AND GAME—continued. | lb. | | lb. | £ | £ | £ |
| <i>Preserved by Cold Process—</i> | | | | | | |
| 17.— <i>Beef—Chilled :</i> | | | | | | |
| United Kingdom | 493,332 | | 493,332 | 8,185 | | 8,185 |
| 17A.— <i>Beef—Other :</i> | | | | | | |
| United Kingdom | 10,285,067 | | 10,285,067 | 112,572 | | 112,572 |
| Belgium | 448,587 | | 448,587 | 3,810 | | 3,810 |
| | 10,733,654 | | 10,733,654 | 116,382 | | 116,382 |
| 19.— <i>Lamb :</i> | carcases | | lb. | | | |
| United Kingdom | 143,876 | | 4,514,907 | 122,522 | | 122,522 |
| Malaya, British | 72 | | 1,962 | 53 | | 53 |
| Netherlands East Indies | 1 | | 32 | 1 | | 1 |
| | 143,949 | | 4,516,901 | 122,576 | | 122,576 |
| 20.— <i>Mutton :</i> | | | | | | |
| United Kingdom | 1,097 | | 37,808 | 909 | | 909 |
| 21.— <i>Pork :</i> | lb. | | | | | |
| United Kingdom | 1,148,328 | | 1,148,328 | 29,693 | | 29,693 |
| Malaya, British | 116,070 | | 116,070 | 3,120 | | 3,120 |
| Egypt | 2,451 | | 2,451 | 84 | | 84 |
| Commonwealth States | 39,015 | | 39,015 | 652 | | 652 |
| | 1,305,864 | | 1,305,864 | 33,549 | | 33,549 |
| 22A.— <i>Poultry—Fowls :</i> | pairs. | | pairs. | | | |
| Malaya, British | 25 | | 25 | 10 | | 10 |
| 23.— <i>Rabbits and Hares :</i> | | | | | | |
| United Kingdom | 164,112 | | 164,112 | 8,638 | | 8,638 |
| Malaya, British | 2,400 | | 2,400 | 120 | | 120 |
| | 166,512 | | 166,512 | 8,758 | | 8,758 |
| 24.— <i>Other :</i> | lb. | | lb. | | | |
| United Kingdom | 761,396 | | 761,396 | 11,536 | | 11,536 |
| Malta | 3,483 | | 3,483 | 91 | | 91 |
| Commonwealth States | 1,536 | | 1,536 | 45 | | 45 |
| | 766,415 | | 766,415 | 11,672 | | 11,672 |
| 25.— <i>Preserved in Tins :</i> | | | | | | |
| Netherlands East Indies | 72 | | 72 | 2 | | 2 |
| Commonwealth States | 2,778 | | 2,778 | 117 | | 117 |
| | 2,850 | | 2,850 | 119 | | 119 |
| 26.— <i>Sausage Casings :</i> | cwt. | | cwt. | | | |
| United Kingdom | 105 | | 105 | 355 | | 355 |
| Commonwealth States | 2,172 | | 2,172 | 19,057 | | 19,057 |
| | 2,277 | | 2,277 | 19,412 | | 19,412 |
| 27.— <i>Meats—Other, including Salted :</i> | | | | | | |
| Netherlands East Indies | 1 | | 1 | 2 | | 2 |
| MILK AND CREAM— | | | | | | |
| 28.— <i>Dried or in Powdered Form :</i> | lb. | | lb. | | | |
| Commonwealth States | 7,802 | | 7,802 | 620 | | 620 |
| 29.— <i>Sweetened—Condensed :</i> | | | | | | |
| Malaya, British | 24,230 | | 24,230 | 512 | | 512 |
| Commonwealth States | 18,462 | | 18,462 | 618 | | 618 |
| | 42,692 | | 42,692 | 1,130 | | 1,130 |
| 30.— <i>Unsweetened—Condensed :</i> | | | | | | |
| Malaya, British | 400 | | 400 | 20 | | 20 |
| Netherlands East Indies | 56 | | 56 | 2 | | 2 |
| Commonwealth States | 204 | | 204 | 9 | | 9 |
| | 660 | | 660 | 31 | | 31 |
| Total, Class I. | | | | 495,156 | 165 | 495,321 |

No. 6.—EXPORTS, 1936-1937—continued.

| ARTICLES AND COUNTRIES TO WHICH EXPORTED. | QUANTITY. | | | VALUE. | | |
|---|--------------------|-----------------|-----------|--------------------|-----------------|--------|
| | Australian Origin. | Oversea Origin. | Total. | Australian Origin. | Oversea Origin. | Total. |
| Class II.—Foodstuffs of Vegetable Origin ; Non-Alcoholic Beverages, and Substances used in making. | lb. | | lb. | £ | | £ |
| 33.—BISCUITS— Commonwealth States | 349,739 | | 349,739 | 11,985 | | 11,985 |
| 35.—CONFECTIONERY— Commonwealth States | 303,648 | | 303,648 | 14,091 | | 14,091 |
| 36.—COCOA AND CHOCOLATE—POTABLE— Commonwealth States | 24,001 | | 24,001 | 524 | | 524 |
| 41.—COFFEE AND CHICORY—ROASTED AND GROUND, AND IN LIQUID— Commonwealth States | 1,234 | | 1,234 | 105 | | 105 |
| FODDERS— | | | | | | |
| 42.—Hay and Chaff : | cwt. | | cwt. | | | |
| Malaya, British | 14,116 | | 14,116 | 4,647 | | 4,647 |
| Netherlands East Indies | 1,659 | | 1,659 | 525 | | 525 |
| | 15,775 | | 15,775 | 5,172 | | 5,172 |
| 44.—Other : | | | | | | |
| Netherlands East Indies | 1 | | 1 | 1 | | 1 |
| FRUITS—DRIED— | lb. | | lb. | | | |
| 47.—Currants : | | | | | | |
| United Kingdom | 3,480,512 | | 3,480,512 | 65,127 | | 65,127 |
| Canada | 123,200 | | 123,200 | 2,009 | | 2,009 |
| Ceylon | 56 | | 56 | 1 | | 1 |
| South African Union | 24,360 | | 24,360 | 350 | | 350 |
| Commonwealth States | 361,238 | | 361,238 | 7,277 | | 7,277 |
| | 3,989,366 | | 3,989,366 | 74,764 | | 74,764 |
| 50.—Prunes : | | | | | | |
| Malaya, British | 120 | | 120 | 3 | | 3 |
| Netherlands East Indies | 120 | | 120 | 3 | | 3 |
| | 240 | | 240 | 6 | | 6 |
| <i>Raisins—</i> | | | | | | |
| 51.—Sultanas : | | | | | | |
| United Kingdom | 89,352 | | 89,352 | 1,740 | | 1,740 |
| Ceylon | 3,360 | | 3,360 | 45 | | 45 |
| Malaya, British | 560 | | 560 | 8 | | 8 |
| Commonwealth States | 38,812 | | 38,812 | 1,179 | | 1,179 |
| | 132,084 | | 132,084 | 2,972 | | 2,972 |
| 52.—Lexias : | | | | | | |
| United Kingdom | 287,728 | | 287,728 | 4,824 | | 4,824 |
| Commonwealth States | 83,205 | | 83,205 | 1,298 | | 1,298 |
| | 370,933 | | 370,933 | 6,122 | | 6,122 |
| 53.—Other : | | | | | | |
| Commonwealth States | 32,952 | | 32,952 | 1,017 | | 1,017 |
| 54.—Other Dried Fruit : | | | | | | |
| Commonwealth States | 10,701 | | 10,701 | 334 | | 334 |

No. 6.—EXPORTS, 1936-1937—continued.

| ARTICLES AND COUNTRIES TO WHICH EXPORTED. | QUANTITY. | | | VALUE. | | |
|---|--------------------|-----------------|---------|--------------------|-----------------|---------|
| | Australian Origin. | Oversea Origin. | Total. | Australian Origin. | Oversea Origin. | Total. |
| FRUITS—FRESH— | | | | | | |
| 55.— <i>Apples</i> : | cental. | | cental. | £ | | £ |
| United Kingdom | 175,067 | | 175,067 | 173,781 | | 173,781 |
| Aden | 160 | | 160 | 157 | | 157 |
| Ceylon | 1,418 | | 1,418 | 1,559 | | 1,559 |
| India | 915 | | 915 | 929 | | 929 |
| Malaya, British | 10,626 | | 10,626 | 11,672 | | 11,672 |
| Malta | 129 | | 129 | 131 | | 131 |
| Palestine | 8,558 | | 8,558 | 9,502 | | 9,502 |
| South African Union | 873 | | 873 | 1,050 | | 1,050 |
| Arabia | 40 | | 40 | 33 | | 33 |
| Belgium | 1,950 | | 1,950 | 1,829 | | 1,829 |
| Egypt | 7,189 | | 7,189 | 6,922 | | 6,922 |
| France | 1 | | 1 | 2 | | 2 |
| Germany | 30,559 | | 30,559 | 28,888 | | 28,888 |
| Indo-China, French | 392 | | 392 | 516 | | 516 |
| Netherlands | 6,006 | | 6,006 | 4,101 | | 4,101 |
| Netherlands East Indies | 3,836 | | 3,836 | 4,491 | | 4,491 |
| Norway | 77 | | 77 | 67 | | 67 |
| Sweden | 34,089 | | 34,089 | 31,855 | | 31,855 |
| Tunis | 610 | | 610 | 547 | | 547 |
| Commonwealth States | 132 | | 132 | 147 | | 147 |
| | 282,627 | | 282,627 | 278,179 | | 278,179 |
| 56A.— <i>Grapefruit</i> : | | | | | | |
| Ceylon | 9 | | 9 | 12 | | 12 |
| Malta | 10 | | 10 | 19 | | 19 |
| Egypt | 10 | | 10 | 19 | | 19 |
| | 29 | | 29 | 50 | | 50 |
| 56B.— <i>Grapes</i> : | | | | | | |
| United Kingdom | 1,005 | | 1,005 | 1,992 | | 1,992 |
| Ceylon | 8,198 | | 8,198 | 15,644 | | 15,644 |
| India | 336 | | 336 | 654 | | 654 |
| Malaya, British | 6,274 | | 6,274 | 12,532 | | 12,532 |
| Palestine | 60 | | 60 | 125 | | 125 |
| Egypt | 120 | | 120 | 240 | | 240 |
| Germany | 405 | | 405 | 775 | | 775 |
| Indo-China, French | 627 | | 627 | 1,395 | | 1,395 |
| Netherlands East Indies | 1,445 | | 1,445 | 2,843 | | 2,843 |
| Sweden | 661 | | 661 | 1,172 | | 1,172 |
| | 19,131 | | 19,131 | 37,372 | | 37,372 |
| 57.— <i>Lemons</i> : | | | | | | |
| United Kingdom | 230 | | 230 | 157 | | 157 |
| Ceylon | 3 | | 3 | 1 | | 1 |
| Malaya, British | 24 | | 24 | 21 | | 21 |
| Commonwealth States | 5 | | 5 | 5 | | 5 |
| | 262 | | 262 | 184 | | 184 |
| 57A.— <i>Oranges</i> : | | | | | | |
| United Kingdom | 89 | | 89 | 101 | | 101 |
| Ceylon | 267 | | 267 | 315 | | 315 |
| Malaya, British | 459 | | 459 | 569 | | 569 |
| Malta | 21 | | 21 | 26 | | 26 |
| Egypt | 67 | | 67 | 79 | | 79 |
| Netherlands East Indies | 112 | | 112 | 140 | | 140 |
| Commonwealth States | 105 | | 105 | 117 | | 117 |
| | 1,120 | | 1,120 | 1,347 | | 1,347 |
| 58.— <i>Pears</i> : | | | | | | |
| United Kingdom | 7,782 | | 7,782 | 11,419 | | 11,419 |
| Ceylon | 16 | | 16 | 19 | | 19 |
| Malaya, British | 322 | | 322 | 450 | | 450 |
| Germany | 425 | | 425 | 644 | | 644 |
| Indo-China, French | 3 | | 3 | 6 | | 6 |
| Netherlands East Indies | 136 | | 136 | 207 | | 207 |
| Sweden | 2,112 | | 2,112 | 3,236 | | 3,236 |
| | 10,796 | | 10,796 | 15,981 | | 15,981 |
| 59A.— <i>Plums</i> : | | | | | | |
| Malaya, British | 226 | | 226 | 399 | | 399 |
| Netherlands East Indies | 34 | | 34 | 56 | | 56 |
| | 260 | | 260 | 455 | | 455 |
| 59B.— <i>Tomatoes</i> : | | | | | | |
| Commonwealth States | 12,235 | | 12,235 | 22,647 | | 22,647 |

No. 6.—EXPORTS, 1936-1937—continued.

| ARTICLES AND COUNTRIES TO WHICH EXPORTED. | QUANTITY. | | | VALUE. | | |
|---|--------------------|------------------|-----------|--------------------|------------------|-----------|
| | Australian Origin. | Oversea. Origin. | Total. | Australian Origin. | Oversea. Origin. | Total. |
| FRUITS—FRESH—continued. | cental. | cental. | cental. | £ | £ | £ |
| 60.— <i>Other</i> : | | | | | | |
| United Kingdom | 26 | | 26 | 91 | | 91 |
| Ceylon | 1 | | 1 | 8 | | 8 |
| Malaya, British | 65 | | 65 | 102 | | 102 |
| Egypt | 16 | | 16 | 21 | | 21 |
| Netherlands East Indies | 9 | | 9 | 9 | | 9 |
| Commonwealth States | 951 | 8 | 959 | 969 | 20 | 989 |
| | 1,068 | 8 | 1,076 | 1,200 | 20 | 1,220 |
| 61.—FRUIT JUICES AND SYRUPS— | gal. | gal. | gal. | | | |
| United Kingdom | 4 | | 4 | 3 | | 3 |
| Malaya, British | 4,048 | | 4,048 | 680 | | 680 |
| China | 101 | | 101 | 20 | | 20 |
| Commonwealth States | 7,860 | 16 | 7,876 | 1,517 | 9 | 1,526 |
| | 12,013 | 16 | 12,029 | 2,220 | 9 | 2,229 |
| 63-64.—FRUIT AND VEGETABLES—PULPED— | lb. | | lb. | | | |
| United Kingdom | 2,240 | | 2,240 | 10 | | 10 |
| Malaya, British | 2,800 | | 2,800 | 16 | | 16 |
| Commonwealth States | 395,036 | | 395,036 | 3,389 | | 3,389 |
| | 400,076 | | 400,076 | 3,415 | | 3,415 |
| GRAIN AND PULSE—UNPREPARED— | | | | | | |
| 66.— <i>Barley</i> : | cental. | | cental. | | | |
| United Kingdom | 12,108 | | 12,108 | 4,847 | | 4,847 |
| Malaya, British | 110 | | 110 | 72 | | 72 |
| Netherlands East Indies | 114 | | 114 | 55 | | 55 |
| Commonwealth States | 20 | | 20 | 10 | | 10 |
| | 12,352 | | 12,352 | 4,984 | | 4,984 |
| 67.— <i>Beans and Peas</i> : | | cental. | | | | |
| Commonwealth States | 7 | 9 | 16 | 15 | 15 | 30 |
| 68.— <i>Maize</i> : | | | | | | |
| Malaya, British | 1 | | 1 | 1 | | 1 |
| Commonwealth States | 3 | | 3 | 4 | | 4 |
| | 4 | | 4 | 5 | | 5 |
| 69.— <i>Oats</i> : | | | | | | |
| United Kingdom | 163 | | 163 | 46 | | 46 |
| Malaya, British | 5,026 | | 5,026 | 2,343 | | 2,343 |
| Egypt | 586 | | 586 | 268 | | 268 |
| Netherlands East Indies | 1,212 | | 1,212 | 547 | | 547 |
| | 6,987 | | 6,987 | 3,204 | | 3,204 |
| 70.— <i>Wheat</i> : | | | | | | |
| United Kingdom | 5,709,665 | | 5,709,665 | 2,473,706 | | 2,473,706 |
| Irish Free State | 800,961 | | 800,961 | 354,295 | | 354,295 |
| Malaya, British | 430 | | 430 | 170 | | 170 |
| Malta | 11,071 | | 11,071 | 5,473 | | 5,473 |
| Belgium | 14,243 | | 14,243 | 7,050 | | 7,050 |
| China | 109,432 | | 109,432 | 46,875 | | 46,875 |
| Egypt | 4,580 | | 4,580 | 2,065 | | 2,065 |
| France | 165,457 | | 165,457 | 74,341 | | 74,341 |
| Italy | 1,120,411 | | 1,120,411 | 514,583 | | 514,583 |
| Netherlands East Indies | 109 | | 109 | 44 | | 44 |
| Spain | 166,425 | | 166,425 | 76,801 | | 76,801 |
| For orders— | | | | | | |
| (Lost at Sea) | 165,205 | | 165,205 | 71,835 | | 71,835 |
| Commonwealth States | 251 | | 251 | 114 | | 114 |
| | 8,268,240 | | 8,268,240 | 3,627,352 | | 3,627,352 |
| 71.— <i>Other</i> : | | | | | | |
| Netherlands East Indies | 13 | | 13 | 13 | | 13 |
| GRAIN AND PULSE—PREPARED— | | | | | | |
| 73.— <i>Bran, Pollard and Sharps</i> : | | | | | | |
| United Kingdom | 52,819 | | 52,819 | 14,927 | | 14,927 |
| Malaya, British | 5,131 | | 5,131 | 1,712 | | 1,712 |
| Netherlands East Indies | 594 | | 594 | 194 | | 194 |
| Commonwealth States | 22 | | 22 | 15 | | 15 |
| | 58,566 | | 58,566 | 16,848 | | 16,848 |

No. 6.—EXPORTS, 1936-1937—continued.

| ARTICLES AND COUNTRIES TO WHICH EXPORTED. | QUANTITY. | | | VALUE. | | |
|--|--------------------|-----------------|-----------|--------------------|-----------------|---------|
| | Australian Origin. | Oversea Origin. | Total. | Australian Origin. | Oversea Origin. | Total. |
| GRAIN AND PULSE—PREPARED—continued. | cental. | | cental. | £ | £ | £ |
| 75.—Flour : | | | | | | |
| United Kingdom | 761,928 | | 761,928 | 361,405 | | 361,405 |
| Africa, British East | 2,912 | | 2,912 | 1,196 | | 1,196 |
| Borneo, British | 98 | | 98 | 55 | | 55 |
| Ceylon | 15,873 | | 15,873 | 7,948 | | 7,948 |
| Cyprus | 20,152 | | 20,152 | 8,862 | | 8,862 |
| India | 337 | | 337 | 139 | | 139 |
| Malaya, British | 417,501 | | 417,501 | 204,882 | | 204,882 |
| Malta | 3,920 | | 3,920 | 1,994 | | 1,994 |
| Sudan | 31,264 | | 31,264 | 13,824 | | 13,824 |
| Tanganyika Territory | 112 | | 112 | 48 | | 48 |
| Africa, Portuguese East | 6,066 | | 6,066 | 3,281 | | 3,281 |
| Arabia | 1,120 | | 1,120 | 560 | | 560 |
| Egypt | 84,919 | | 84,919 | 40,360 | | 40,360 |
| Germany | 1,120 | | 1,120 | 427 | | 427 |
| Italy | 101 | | 101 | 63 | | 63 |
| Netherlands | 58,523 | | 58,523 | 29,980 | | 29,980 |
| Netherlands East Indies | 315,112 | | 315,112 | 154,738 | | 154,738 |
| Somalland, French | 1,021 | | 1,021 | 549 | | 549 |
| Commonwealth States | 833 | | 833 | 647 | | 647 |
| | 1,722,912 | | 1,722,912 | 830,958 | | 830,958 |
| 77.—Oatmeal, Wheatmeal and Rolled Oats : | lb. | | lb. | | | |
| Netherlands East Indies | 6,029 | | 6,029 | 33 | | 33 |
| Commonwealth States | 96 | | 96 | 2 | | 2 |
| | 6,125 | | 6,125 | 35 | | 35 |
| 79.—Rice : | cental. | | cental. | | | |
| Commonwealth States | 239 | | 239 | 232 | | 232 |
| 82.—Other : | | | | | | |
| Commonwealth States | 4 | | 4 | 10 | | 10 |
| 85.—JAMS AND JELLIES— | lb. | | lb. | | | |
| Commonwealth States | 3,555 | | 3,555 | 89 | | 89 |
| 87.—MACARONI AND VERMICELLI— | | | | | | |
| United Kingdom | 720 | | 720 | 10 | | 10 |
| Ceylon | 4,336 | | 4,336 | 78 | | 78 |
| Hong Kong | 12,212 | | 12,212 | 168 | | 168 |
| India | 11,406 | | 11,406 | 187 | | 187 |
| Mauritius | 1,038 | | 1,038 | 23 | | 23 |
| China | 2,784 | | 2,784 | 50 | | 50 |
| Netherlands East Indies | 13 | | 13 | | | |
| Commonwealth States | 9,710 | | 9,710 | 123 | | 123 |
| | 42,219 | | 42,219 | 639 | | 639 |
| 91.—NUTS (EDIBLE), OTHER— | | lb. | | | | |
| Commonwealth States | 5,382 | 610 | 5,992 | 141 | 27 | 168 |
| 92.—PEEL—DRY OR IN LIQUID— | | | | | | |
| Commonwealth States | 2,288 | | 2,288 | 63 | | 63 |
| 93.—PICKLES AND SAUCES (IN BOTTLE)— | doz. | | doz. | | | |
| Ceylon | 14 | | 14 | 4 | | 4 |
| Commonwealth States | 340 | | 340 | 191 | | 191 |
| | 354 | | 354 | 195 | | 195 |
| 94.—PICKLES AND SAUCES (IN BULK)— | gal. | | gal. | | | |
| Commonwealth States | 7,571 | | 7,571 | 1,062 | | 1,062 |
| 98.—SPICES—GROUND, INCLUDING CURRY POWDER— | lb. | | lb. | | | |
| Commonwealth States | 36 | | 36 | 4 | | 4 |
| SUGAR— | | | | | | |
| 100.—The Produce of Cane : | cwt. | | cwt. | | | |
| Commonwealth States | 337 | | 337 | 576 | | 576 |
| 102.—Golden Syrup and Sugar Syrups, N.E.I. : | | | | | | |
| Commonwealth States | 20 | | 20 | 24 | | 24 |

No. 6.—EXPORTS, 1936-1937—continued.

| ARTICLES AND COUNTRIES TO WHICH EXPORTED. | QUANTITY. | | | VALUE. | | |
|--|----------------------------|-----------------|----------------------------|-------------------------|-----------------|-------------------------|
| | Australian Origin. | Oversea Origin. | Total. | Australian Origin. | Oversea Origin. | Total. |
| 105.—TEA— Commonwealth States | lb. 789,880 | lb. 978 | lb. 790,858 | £ 78,097 | £ 86 | £ 78,183 |
| VEGETABLES— 106.—Dried or Concentrated : Commonwealth States | | | | 77 | | 77 |
| 107.—Onions : Malaya, British Commonwealth States | 2 393 | | 2 393 | 1 248 | | 1 248 |
| | 395 | | 395 | 249 | | 249 |
| 108.—Potatoes : Malaya, British Commonwealth States | 117 139,782 | | 117 139,782 | 56 59,214 | | 56 59,214 |
| | 139,899 | | 139,899 | 59,270 | | 59,270 |
| 109.—Other : Ceylon Malaya, British Netherlands East Indies Commonwealth States | 9 359 8 183 | | 9 359 8 183 | 22 457 6 228 | | 22 457 6 228 |
| | 559 | | 559 | 713 | | 713 |
| 110.—VINEGAR— Commonwealth States | gal. 20 | | gal. 20 | 4 | | 4 |
| Total, Class II. | | | | 5,105,002 | 157 | 5,105,159 |
| Class III.—Spiritous and Alcoholic Liquors. | | | | | | |
| ALE AND BEER— | | | | | | |
| 112.—In Bottle : Commonwealth States | gal. 370 | gal. 40 | gal. 410 | 129 | 8 | 137 |
| 113.—In Bulk : Commonwealth States | 274 | | 274 | 50 | | 50 |
| 115-123.—*SPIRITS— Ceylon Commonwealth States | 1,855 332 | 75 | 1,855 407 | 2,375 229 | 135 | 2,375 364 |
| | 2,187 | 75 | 2,262 | 2,604 | 135 | 2,739 |
| WINE— | | | | | | |
| 125-126.—Still, in Bottle : United Kingdom Ceylon Malaya, British Commonwealth States | 2 20 54 269 | | 2 20 54 269 | 2 13 35 181 | | 2 13 35 181 |
| | 345 | | 345 | 231 | | 231 |
| 125A-126A.—Still, in Bulk : United Kingdom Malaya, British Netherlands East Indies Commonwealth States | 50,220 173 55 157 | | 50,220 173 55 157 | 4,772 37 12 58 | | 4,772 37 12 58 |
| | 30,605 | | 30,605 | 4,879 | | 4,879 |
| Total, Class III. | | | | 7,893 | 143 | 8,036 |

* Includes all classes of potable spirits.

No. 6.—EXPORTS, 1936-1937—continued.

| ARTICLES AND COUNTRIES TO WHICH EXPORTED. | QUANTITY. | | | VALUE | | |
|--|--------------------|-----------------|---------|--------------------|-----------------|--------|
| | Australian Origin. | Oversea Origin. | Total. | Australian Origin. | Oversea Origin. | Total. |
| Class IV.—Tobacco and Preparations thereof. | lb. | | lb. | £ | £ | £ |
| TOBACCO— | | | | | | |
| 128.— <i>Manufactured</i> : | | | | | | |
| Commonwealth States | 104,894 | | 104,894 | 54,726 | | 54,726 |
| 129.— <i>Unmanufactured</i> : | | | | | | |
| United Kingdom | 263 | | 263 | 26 | | 26 |
| Commonwealth States | 218,756 | | 218,756 | 19,228 | | 19,228 |
| | 219,019 | | 219,019 | 19,254 | | 19,254 |
| 130.—CIGARS— | | lb. | | | | |
| Commonwealth States | 8,366 | 53 | 8,419 | 7,416 | 100 | 7,516 |
| 131.—CIGARETTES— | | | | | | |
| Ceylon | 4 | | 4 | 2 | | 2 |
| Commonwealth States | 8,913 | | 8,913 | 9,037 | | 9,037 |
| | 8,917 | | 8,917 | 9,039 | | 9,039 |
| Total, Class IV. | | | | 90,435 | 100 | 90,535 |
| Class V.—Live Animals. | | | | | | |
| 133-134.—CATTLE— | No. | | No. | | | |
| Ceylon | 7 | | 7 | 134 | | 134 |
| Malaya, British | 17 | | 17 | 269 | | 269 |
| Siam | 5 | | 5 | 194 | | 194 |
| Commonwealth States | 2 | | 2 | 70 | | 70 |
| | 31 | | 31 | 667 | | 667 |
| 135-137A.—HORSES— | | No. | | | | |
| India | 4 | | 4 | 1,925 | | 1,925 |
| Malaya, British | 22 | | 22 | 2,297 | | 2,297 |
| Netherlands East Indies | 1 | | 1 | 65 | | 65 |
| Commonwealth States | 36 | 2 | 38 | 11,150 | 1,500 | 12,650 |
| | 63 | 2 | 65 | 15,437 | 1,500 | 16,937 |
| 139.—PIGS FOR BREEDING PURPOSES— | | | | | | |
| Malaya, British | 6 | | 6 | 43 | | 43 |
| 140.—POULTRY—ORDINARY— | | | | | | |
| Malaya, British | 55 | | 55 | 27 | | 27 |
| Netherlands East Indies | 5 | | 5 | 1 | | 1 |
| Siam | 17 | | 17 | 11 | | 11 |
| | 77 | | 77 | 39 | | 39 |
| 141.—POULTRY FOR BREEDING PURPOSES— | | | | | | |
| Ceylon | 16 | | 16 | 14 | | 14 |
| Siam | 14 | | 14 | 10 | | 10 |
| | 30 | | 30 | 24 | | 24 |
| 142-143.—SHEEP— | No. | | No. | | | |
| Ceylon | 74 | | 74 | 85 | | 85 |
| Malaya, British | 44,638 | | 44,638 | 27,593 | | 27,593 |
| South African Union | 35 | | 35 | 256 | | 256 |
| Commonwealth States | 14 | | 14 | 375 | | 375 |
| | 44,761 | | 44,761 | 28,309 | | 28,309 |
| 144.—OTHER— | | | | | | |
| United Kingdom | | | | 697 | | 697 |
| Ceylon | | | | 55 | | 55 |
| Malaya, British | | | | 647 | | 647 |
| South African Union | | | | 43 | | 43 |
| Belgium | | | | 424 | | 424 |
| Germany | | | | 25 | | 25 |
| Netherlands East Indies | | | | 16 | | 16 |
| Commonwealth States | | | | 1,116 | 201 | 1,317 |
| | | | | 3,023 | 201 | 3,224 |
| Total, Class V. | | | | 47,542 | 1,701 | 49,243 |

No. 6.—EXPORTS, 1936-1937—continued.

| ARTICLES AND COUNTRIES TO WHICH EXPORTED. | QUANTITY. | | | VALUE. | | |
|---|--------------------|-----------------|------------------|--------------------|-----------------|---------|
| | Australian Origin. | Oversea Origin. | Total. | Australian Origin. | Oversea Origin. | Total. |
| Class VI.—Animal Substances (mainly unmanufactured), not Foodstuffs. | | | | £ | £ | £ |
| 148.—GELATINE AND GLUE OF ALL KINDS— Commonwealth States | | | | 26 | 1,070 | 1,096 |
| 149.—GLUE—PIECES AND SINEWS— Commonwealth States | cwt. 481 | | cwt. 481 | 210 | | 210 |
| 152.—HAIR—OTHER— United Kingdom | lb. 7,510 | | lb. 7,510 | 51 | | 51 |
| Commonwealth States | 43,885 | | 43,885 | 3,111 | | 3,111 |
| | 51,395 | | 51,395 | 3,162 | | 3,162 |
| HIDES AND SKINS— | | | | | | |
| 153.—Calf: | No. | | No. | | | |
| Netherlands East Indies | 150 | | 150 | 31 | | 31 |
| Commonwealth States | 31,537 | | 31,537 | 8,548 | | 8,548 |
| | 31,687 | | 31,687 | 8,579 | | 8,579 |
| 154.—Cattle: | | | | | | |
| United Kingdom | 56,535 | | 56,535 | 47,168 | | 47,168 |
| Czecho-Slovakia | 200 | | 200 | 185 | | 185 |
| Denmark | 1,500 | | 1,500 | 1,303 | | 1,303 |
| Finland | 250 | | 250 | 265 | | 265 |
| France | 250 | | 250 | 195 | | 195 |
| Germany | 450 | | 450 | 273 | | 273 |
| Italy | 2,300 | | 2,300 | 1,710 | | 1,710 |
| Japan | 1,800 | | 1,800 | 1,053 | | 1,053 |
| Netherlands East Indies | 92 | | 92 | 76 | | 76 |
| Commonwealth States | 24,681 | | 24,681 | 15,247 | | 15,247 |
| | 88,058 | | 88,058 | 67,475 | | 67,475 |
| <i>Furred Skins—</i> | | | | | | |
| 156.—Fox: | | | | | | |
| United Kingdom | 43 | | 43 | 5 | | 5 |
| 157.—Kangaroo: | | | | | | |
| United Kingdom | lb. 1,569 | | lb. 1,569 | 228 | | 228 |
| New Zealand | 8 | | 8 | 2 | | 2 |
| Netherlands East Indies | 10 | | 10 | 1 | | 1 |
| United States of America | 51,707 | | 51,707 | 7,554 | | 7,554 |
| *Commonwealth States | 448,131 | | 448,131 | 52,839 | | 52,839 |
| | 501,425 | | 501,425 | 60,624 | | 60,624 |
| 158.—Opossum: | | | | | | |
| United Kingdom | No. 6,000 | | No. 6,000 | 1,100 | | 1,100 |
| 159.—Rabbit and Hare: | | | | | | |
| United Kingdom | lb. 31,563 | | lb. 31,563 | 5,043 | | 5,043 |
| China | 798 | | 798 | 70 | | 70 |
| Netherlands East Indies | 3,283 | | 3,283 | 360 | | 360 |
| United States of America | 8,834 | | 8,834 | 1,562 | | 1,562 |
| Commonwealth States | 424,467 | | 424,467 | 55,600 | | 55,600 |
| | 468,945 | | 468,945 | 62,635 | | 62,635 |
| 160.—Wallaby: | | | | | | |
| United Kingdom | No. 5,245 | | lb. 2,294 | 281 | | 281 |
| Commonwealth States (see Item 157) | | | | | | |
| | 5,245 | | 2,294 | 281 | | 281 |
| 162.—Other Furred Skins: | | | | | | |
| United Kingdom | No. 846 | | No. 846 | 27 | | 27 |
| 163.—Sheep, with Wool: | | | | | | |
| United Kingdom | No. 186,607 | | lb. 1,565,157 | 77,205 | | 77,205 |
| Belgium | 75,033 | | 599,497 | 27,073 | | 27,073 |
| France | 846,513 | | 5,348,530 | 229,682 | | 229,682 |
| Germany | 47,559 | | 402,937 | 18,715 | | 18,715 |
| Japan | 255 | | 2,477 | 178 | | 178 |
| Netherlands | 1,706 | | 11,497 | 369 | | 369 |
| United States of America | 31,330 | | 198,032 | 10,466 | | 10,466 |
| Commonwealth States | 23,814 | | 89,108 | 3,775 | | 3,775 |
| | 1,212,817 | | 8,217,235 | 367,463 | | 367,463 |

* Includes Wallaby.

No. 6.—EXPORTS, 1936-1937—*continued.*

| ARTICLES AND COUNTRIES TO WHICH EXPORTED. | QUANTITY. | | | VALUE. | | |
|---|--------------------|-----------------|----------------|--------------------|-----------------|-----------|
| | Australian Origin. | Oversea Origin. | Total. | Australian Origin. | Oversea Origin. | Total. |
| HIDES AND SKINS—<i>continued.</i> | No. | | lb. | £ | £ | £ |
| 164.— <i>Sheep, without Wool:</i> United States of America | 6,965 | | 37,175 | 1,862 | | 1,862 |
| 165.— <i>All other Hides and Skins:</i> United Kingdom | | | | 66 | | 66 |
| Germany | | | | 70 | | 70 |
| Commonwealth States | | | | 1,351 | | 1,351 |
| | | | | 1,487 | | 1,487 |
| 167.— <i>HORNS—</i> United Kingdom | | | | 706 | | 706 |
| France | | | | 203 | | 203 |
| Germany | | | | 140 | | 140 |
| Italy | | | | 238 | | 238 |
| | | | | 1,287 | | 1,287 |
| 168.— <i>PEARLSHELL—</i> United Kingdom | cwt. 6,414 | | cwt. 6,414 | 29,901 | | 29,901 |
| Germany | 503 | | 503 | 3,564 | | 3,564 |
| United States of America | 11,342 | | 11,342 | 89,919 | | 89,919 |
| Commonwealth States | 2 | | 2 | 4 | | 4 |
| | 18,261 | | 18,261 | 123,388 | | 123,388 |
| 169.— <i>TORTOISESHELL—</i> United Kingdom | lb. 336 | | lb. 336 | 187 | | 187 |
| Malaya, British | 28 | | 28 | 16 | | 16 |
| | 364 | | 364 | 203 | | 203 |
| 170.— <i>TROCHUS SHELL—</i> United Kingdom | cwt. 71 | | cwt. 71 | 374 | | 374 |
| 170A.— <i>BECHE-DE-MER—</i> Hong Kong | 17 | | 17 | 41 | | 41 |
| Malaya, British | 19 | | 19 | 33 | | 33 |
| China | 22 | | 22 | 72 | | 72 |
| | 58 | | 58 | 146 | | 146 |
| 170B.— <i>WOOL—ANGORA—</i> United Kingdom | lb. 276 | | lb. 276 | 211 | | 211 |
| WOOL— | | | | | | |
| 171.— <i>Greasy:</i> United Kingdom | bales. 108,070 | | lb. 33,021,821 | 2,309,483 | | 2,309,483 |
| Canada | 35 | | 7,461 | 824 | | 824 |
| India | 307 | | 86,246 | 8,321 | | 8,321 |
| Austria | 222 | | 66,159 | 5,924 | | 5,924 |
| Belgium | 43,377 | | 13,461,326 | 833,953 | | 833,953 |
| Czecho-Slovakia | 4,143 | | 1,249,181 | 85,472 | | 85,472 |
| Egypt | 8 | | 2,215 | 113 | | 113 |
| France | 12,690 | | 3,903,507 | 259,002 | | 259,002 |
| Germany | 2,978 | | 909,849 | 68,505 | | 68,505 |
| Italy | 5,387 | | 1,650,910 | 114,956 | | 114,956 |
| Japan | 610 | | 181,239 | 15,363 | | 15,363 |
| Netherlands | 131 | | 40,798 | 3,095 | | 3,095 |
| Poland | 1,564 | | 469,274 | 32,195 | | 32,195 |
| United States of America | 3,470 | | 934,507 | 84,321 | | 84,321 |
| Commonwealth States | 6,276 | | 2,339,505 | 105,405 | | 105,405 |
| | 189,268 | | 58,323,998 | 3,926,932 | | 3,926,932 |
| 172.— <i>Scoured and Washed:</i> United Kingdom | 7,332 | | 1,576,936 | 145,414 | | 145,414 |
| Belgium | 3,218 | | 653,349 | 70,974 | | 70,974 |
| France | 491 | | 101,215 | 9,668 | | 9,668 |
| Germany | 409 | | 96,427 | 9,496 | | 9,496 |
| Italy | 7 | | 1,221 | 177 | | 177 |
| Commonwealth States | 77 | | 18,775 | 1,772 | | 1,772 |
| | 11,534 | | 2,447,923 | 237,501 | | 237,501 |
| Total, Class VI. | | | | 4,864,978 | 1,070 | 4,866,048 |

No. 6.—EXPORTS, 1936-1937—continued.

| ARTICLES AND COUNTRIES TO WHICH EXPORTED. | QUANTITY. | | | VALUE. | | |
|---|--------------------|-----------------|-------------|--------------------|-----------------|---------|
| | Australian Origin. | Oversea Origin. | Total. | Australian Origin. | Oversea Origin. | Total. |
| Class VII.—Vegetable Substances and Fibres. | cwt. | | cwt. | £ | £ | £ |
| 174.—BARK, TANNING— | | | | | | |
| Belgium | 400 | | 400 | 176 | | 176 |
| Germany | 515 | | 515 | 228 | | 228 |
| Netherlands | 1,014 | | 1,014 | 566 | | 566 |
| Commonwealth States | 26,578 | | 26,578 | 13,521 | | 13,521 |
| | 28,507 | | 28,507 | 14,491 | | 14,491 |
| 174A.—EXTRACTS—TANNING— | | | | | | |
| Commonwealth States | | | | 15,514 | | 15,514 |
| 177.—CORKS AND MANUFACTURES OF CORK— | | | | | | |
| Commonwealth States | | | | | 17 | 17 |
| GUMS AND RESINS— | | | | | | |
| 184.—Acaroid Resin, Grasstree Gum, Yacca Gum : | | | | | | |
| United Kingdom | 1,068 | | 1,068 | 706 | | 706 |
| 185.—Other : | | cwt. | | | | |
| United Kingdom | 392 | | 392 | 618 | | 618 |
| France | 605 | | 605 | 322 | | 322 |
| Germany | 221 | | 221 | 231 | | 231 |
| Netherlands | 41 | | 41 | 83 | | 83 |
| *Commonwealth States | 166 | 4 | 170 | 265 | 4 | 269 |
| | 1,425 | 4 | 1,429 | 1,519 | 4 | 1,523 |
| 186.—PLANTS, TREES AND BULBS— | | | | | | |
| Ceylon | | | | 103 | | 103 |
| Malaya, British | | | | 50 | | 50 |
| South African Union | | | | 2 | | 2 |
| Commonwealth States | | | | 207 | | 207 |
| | | | | 362 | | 362 |
| 187.—SANDALWOOD— | | | | | | |
| Ceylon | 400 | | 400 | 620 | | 620 |
| Hong Kong | 22,350 | | 22,350 | 33,534 | | 33,534 |
| India | 2,100 | | 2,100 | 3,256 | | 3,256 |
| Malaya, British | 2,808 | | 2,808 | 4,283 | | 4,283 |
| China | 22,288 | | 22,288 | 33,481 | | 33,481 |
| Japan | 160 | | 160 | 248 | | 248 |
| Netherlands East Indies | 160 | | 160 | 248 | | 248 |
| | 50,266 | | 50,266 | 75,670 | | 75,670 |
| SEEDS— | | | | | | |
| 189.—Linseed : | | cental. | cental. | | | |
| India | | 2 | 2 | | 3 | 3 |
| Malaya, British | | 17 | 17 | | 30 | 30 |
| | | 19 | 19 | | 33 | 33 |
| 191.—Other : | | | | | | |
| India | | | | 5 | | 5 |
| Commonwealth States | | | | 26,139 | | 26,139 |
| | | | | 26,144 | | 26,144 |
| 195.—STRAW— | | | | | | |
| Malaya, British | cwt. 208 | | cwt. 208 | 91 | | 91 |
| Total, Class VII. | | | | 134,497. | 54 | 134,551 |

* Includes all kinds of gums and resins not sufficiently described to classify.

No. 6.—EXPORTS, 1936-1937—continued.

| ARTICLES AND COUNTRIES TO WHICH EXPORTED. | QUANTITY. | | | VALUE. | | |
|--|--------------------|-----------------|--------|--------------------|-----------------|--------|
| | Australian Origin. | Oversea Origin. | Total. | Australian Origin. | Oversea Origin. | Total. |
| Class VIII.—(a) Apparel, (b) Textiles, and (c) Manufactured Fibres. | | | | £ | £ | £ |
| (A) APPAREL. | | | | | | |
| 196.—APPAREL AND ATTIRE— | | | | | | |
| United Kingdom | | | | | 79 | 79 |
| India | | | | 41 | | 41 |
| Malaya, British | | | | | 2 | 2 |
| France | | | | | 18 | 18 |
| Commonwealth States | | | | 51,600 | 1,642 | 53,242 |
| | | | | 51,641 | 1,741 | 53,382 |
| BOOTS, SHOES AND SLIPPERS— | | | | | | |
| 197.—Leather : | | | | | | |
| Ceylon | | | | 97 | | 97 |
| Commonwealth States | | | | 6,182 | | 6,182 |
| | | | | 6,279 | | 6,279 |
| 198.—Rubber : | | | | | | |
| Commonwealth States | | | | 430 | | 430 |
| 201.—FURS AND OTHER SKINS—DRESSED OR PREPARED— | | | | | | |
| Commonwealth States | | | | 1,068 | | 1,068 |
| 202-203.—HATS AND CAPS— | | | | | | |
| Malaya, British | | | | 169 | | 169 |
| Commonwealth States | | | | 1,670 | | 1,670 |
| | | | | 1,839 | | 1,839 |
| 204.—TRIMMINGS AND ORNAMENTS— | | | | | | |
| France | | | | | 6 | 6 |
| 205.—UMBRELLAS, PARASOLS AND SUN-SHADES— | | | | | | |
| Commonwealth States | | | | 23 | | 23 |
| Total, Class VIII.A. | | | | 61,280 | 1,747 | 63,027 |
| (B) TEXTILES. | | | | | | |
| 207.—FLOOR COVERINGS—ALL KINDS— | | | | | | |
| United States of America | | | | | 38 | 38 |
| Commonwealth States | | | | 2,107 | 902 | 3,009 |
| | | | | 2,107 | 940 | 3,047 |
| PIECE GOODS— | | | | | | |
| 208-208A.—Cotton and Linen, including Canvas and Duck : | | | | | | |
| United Kingdom | | | | | 24 | 24 |
| Netherlands East Indies | | | | | 55 | 55 |
| Commonwealth States | | | | 1,746 | 949 | 2,695 |
| | | | | 1,746 | 1,028 | 2,774 |
| 209.—Hessians : | | | | | | |
| Commonwealth States | | | | | 76 | 76 |
| 211.—Silk or Containing Silk : | | | | | | |
| Commonwealth States | | | | 1,886 | 2,711 | 4,597 |
| 211A.—Artificial Silk or containing Silk : | | | | | | |
| United Kingdom | | sq. yd. 493 | | | 45 | 45 |
| Switzerland | | 2,152 | | | 167 | 167 |
| | | 2,645 | 2,645 | | 212 | 212 |
| 212.—Woolen or Containing Wool : | | | | | | |
| Commonwealth States | | | | 20,257 | 64 | 20,321 |
| 213.—Other : | | | | | | |
| Commonwealth States | | | | 1,153 | 337 | 1,490 |

No. 6.—EXPORTS, 1936-1937—continued.

| ARTICLES AND COUNTRIES TO WHICH EXPORTED. | QUANTITY. | | | VALUE. | | |
|---|--------------------|-----------------|---------|--------------------|-----------------|--------|
| | Australian Origin. | Oversea Origin. | Total. | Australian Origin. | Oversea Origin. | Total. |
| (B) TEXTILES—continued. | | | | £ | £ | £ |
| 214.—RUGS AND RUGGING— | | | | | | |
| United Kingdom | | | | 3 | | 3 |
| Commonwealth States | | | | 162 | | 162 |
| | | | | 165 | | 165 |
| 215.—SEWING SILKS, TWISTS, THREADS AND COTTONS, ETC.— | | | | | | |
| Commonwealth States | | | | 303 | 410 | 713 |
| 217.—TEXTILE MANUFACTURES, N.E.I.— | | | | | | |
| Ceylon | | | | | 6 | 6 |
| Malaya, British | | | | 4 | | 4 |
| New Zealand | | | | 11 | | 11 |
| France | | | | | 10 | 10 |
| Commonwealth States | | | | 3,178 | 1,213 | 4,391 |
| | | | | 3,193 | 1,229 | 4,422 |
| Total, Class VIIIb. | | | | 30,810 | 7,007 | 37,817 |
| (C) MANUFACTURED FIBRES. | | | | | | |
| 218-224.—BAGS AND SACKS—ALL KINDS— | | | | | | |
| United Kingdom | | | | | 196 | 196 |
| Netherlands East Indies | | | | 6 | | 6 |
| Commonwealth States | | | | 153 | 1,518 | 1,671 |
| | | | | 159 | 1,714 | 1,873 |
| 227.—CORADGE AND TWINES, N.E.I.— | | | | | | |
| Commonwealth States | | | | 227 | 8 | 235 |
| 228-229.—YARNS, N.E.I.— | | | | | | |
| Commonwealth States | | | | 2,076 | 27 | 2,103 |
| Total, Class VIIIc. | | | | 2,462 | 1,749 | 4,211 |
| Class IX.—Oils, Fats, and Waxes. | | | | | | |
| 230.—GREASES, INCLUDING AXLE GREASES, ETC.— | | | | | | |
| United Kingdom | cwt. 91 | | cwt. 91 | 89 | | 89 |
| Commonwealth States | 22 | 619 | 641 | 23 | 1,074 | 1,097 |
| | 113 | 619 | 732 | 112 | 1,074 | 1,186 |
| 231.—LARD AND REFINED ANIMAL FATS— | | | | | | |
| Malaya, British | lb. 27 | | lb. 27 | 1 | | 1 |
| Mauritius | 1,995 | | 1,995 | 60 | | 60 |
| Commonwealth States | 17,279 | | 17,279 | 318 | | 318 |
| | 19,301 | | 19,301 | 379 | | 379 |
| 232.—OILS IN VESSELS— | | | | | | |
| Commonwealth States | | | | 7 | | 7 |
| OILS IN BULK— | | | | | | |
| 233.—Benzine, Benzoline, Gasoline, etc.: | | gal. | gal. | | | |
| Commonwealth States | | 53 | 53 | | 7 | 7 |
| 240.—Kerosene and other Refined Petroleum Oils, N.E.I.: | | | | | | |
| Commonwealth States | | 514 | 514 | | 42 | 42 |
| 242.—Lubricating (Mineral): | | | | | | |
| Commonwealth States | | 12,573 | 12,573 | | 1,901 | 1,901 |
| 244.—Neatsfoot: | | | | | | |
| Malaya, British | gal. 2 | | 2 | 1 | | 1 |
| 250.—Other: | | | | | | |
| United Kingdom | | 4 | 4 | | 1 | 1 |
| Commonwealth States | 335 | 379 | 714 | 76 | 75 | 151 |
| | 335 | 383 | 718 | 76 | 76 | 152 |

No. 6.—EXPORTS, 1936-1937—continued.

| ARTICLES AND COUNTRIES TO WHICH EXPORTED, | QUANTITY. | | | VALUE. | | |
|--|--------------------|-----------------|--------|--------------------|-----------------|--------|
| | Australian Origin. | Oversea Origin. | Total. | Australian Origin. | Oversea Origin. | Total. |
| 253.—TALLOW—UNREFINED— | cwt. | | cwt. | £ | £ | £ |
| United Kingdom | 10,557 | | 10,557 | 13,741 | | 13,741 |
| India | 582 | | 582 | 806 | | 806 |
| Belgium | 750 | | 750 | 806 | | 806 |
| Egypt | 499 | | 499 | 667 | | 667 |
| Italy | 115 | | 115 | 128 | | 128 |
| Japan | 547 | | 547 | 589 | | 589 |
| Netherlands | 1,194 | | 1,194 | 1,367 | | 1,367 |
| Netherlands East Indies | 521 | | 521 | 467 | | 467 |
| United States of America | 203 | | 203 | 269 | | 269 |
| Commonwealth States | 3,383 | | 3,383 | 2,831 | | 2,831 |
| | 18,351 | | 18,351 | 21,671 | | 21,671 |
| WAXES— | | | | | | |
| 254.—Beeswax: | lb. | | lb. | | | |
| United Kingdom | 14,517 | | 14,517 | 817 | | 817 |
| Commonwealth States | 3,448 | | 3,448 | 183 | | 183 |
| | 17,965 | | 17,965 | 1,000 | | 1,000 |
| Total, Class IX. | | | | 23,246 | 3,100 | 26,346 |
| Class X.—Paints and Varnishes. | | | | | | |
| PAINTS AND COLOURS— | | | | | | |
| 258.—Ground in liquid and prepared for use: | cwt. | cwt. | cwt. | | | |
| Commonwealth States | 99 | 15 | 114 | 478 | 37 | 515 |
| 261.—Other: | | | | | | |
| Commonwealth States | | | | 1,507 | 258 | 1,765 |
| 262.—VARNISHES— | | | | | | |
| Commonwealth States | | | | 84 | | 84 |
| Total, Class X. | | | | 2,069 | 295 | 2,364 |
| Class XI.—Stones and Minerals, including Ores and Concentrates. | | | | | | |
| CONCENTRATES— | | | | | | |
| 268.—Tin: | cwt. | | cwt. | | | |
| Commonwealth States | 241 | | 241 | 1,678 | | 1,678 |
| 270.—Other | | | | | | |
| United Kingdom | 377 | | 377 | 379 | | 379 |
| Belgium | 2,007 | | 2,007 | 4,015 | | 4,015 |
| | 2,384 | | 2,384 | 4,394 | | 4,394 |
| ORES, CLAYS AND MINERAL EARTHS, N.E.I.— | | | | | | |
| 272.—Clays and Mineral Earths, N.E.I.: | | | | | | |
| Commonwealth States | 966 | | 966 | 1,198 | | 1,198 |
| ORES— | | | | | | |
| 279.—Gold Ore, Quartz and Concentrates: | | | | | | |
| Commonwealth States | 5,150 | | 5,150 | 41,575 | | 41,575 |
| 287.—Tin: | | | | | | |
| Malaya, British | 252 | | 252 | 1,735 | | 1,735 |
| Commonwealth States | 545 | | 545 | 4,433 | | 4,433 |
| | 797 | | 797 | 6,168 | | 6,168 |
| 290.—Other: | | | | | | |
| United Kingdom | 1,710 | | 1,710 | 2,479 | | 2,479 |
| Belgium | 65 | | 65 | 64 | | 64 |
| Germany | 4,031 | | 4,031 | 7,882 | | 7,882 |
| Japan | 145 | | 145 | 7,638 | | 7,638 |
| United States of America | 180 | | 180 | 4,100 | | 4,100 |
| *Commonwealth States | 72,066 | | 72,066 | 11,291 | | 11,291 |
| | 78,197 | | 78,197 | 33,454 | | 33,454 |
| Total, Class XI. | | | | 88,467 | | 88,467 |

* Chiefly feldspar.

No. 6.—EXPORTS, 1936-1937—continued.

| ARTICLES AND COUNTRIES TO WHICH EXPORTED. | QUANTITY. | | | VALUE. | | |
|--|--------------------|-----------------|--------|--------------------|-----------------|--------------|
| | Australian Origin. | Oversea Origin. | Total. | Australian Origin. | Oversea Origin. | Total. |
| Class XII.—Metals, Metal Manufactures and Machinery. | | | | £ | £ | £ |
| (A) MACHINES AND MACHINERY— | | | | | | |
| 298.—CREAM SEPARATORS— Commonwealth States | | | | 5 | 66 | 71 |
| 299-300.—ENGINES— United Kingdom Commonwealth States | | | | 890 | 868 1,566 | 868 2,456 |
| | | | | 890 | 2,434 | 3,324 |
| IMPLEMENTS AND MACHINERY—AGRICULTURAL, ETC.— | | | | | | |
| 301.—Ploughs and Harrows : Commonwealth States | | | | 707 | 706 | 1,413 |
| 302.—Reapers and Binders : Commonwealth States | | | | | 182 | 182 |
| 303.—Stripper Harvesters : Commonwealth States | | | | 750 | 10 | 760 |
| 305.—Metal Parts of Stripper Harvesters, etc. : Commonwealth States | | | | 155 | 18 | 173 |
| 306.—Other : Commonwealth States | | | | 5,010 | 20,192 | 25,202 |
| 307.—MACHINERY AND APPLIANCES—ELECTRICAL— | | | | | | |
| United Kingdom | | | | | 208 | 208 |
| Ceylon | | | | | 25 | 25 |
| Malaya, British | | | | 161 | | 161 |
| Japan | | | | | 22 | 22 |
| Netherlands | | | | | 3 | 3 |
| Siam | | | | 398 | | 398 |
| Sweden | | | | | 11 | 11 |
| Commonwealth States | | | | 10,091 | 1,472 | 11,563 |
| | | | | 10,650 | 1,741 | 12,391 |
| 307A.—MATERIALS, OTHER THAN MACHINERY AND APPLIANCES—ELECTRICAL— | | | | | | |
| United Kingdom | | | | | 62 | 62 |
| Malaya, British | | | | 25 | | 25 |
| Germany | | | | | 54 | 54 |
| Commonwealth States | | | | 5,496 | 1,789 | 7,285 |
| | | | | 5,521 | 1,905 | 7,426 |
| 308.—MACHINERY—MINING AND DREDGING— | | | | | | |
| United Kingdom | | | | | 792 | 792 |
| United States of America | | | | | 67 | 67 |
| Commonwealth States | | | | 3,068 | 631 | 3,699 |
| | | | | 3,068 | 1,490 | 4,558 |
| 309.—MACHINE TOOLS— Sweden | | | | | 370 | 370 |
| 310.—SEWING, STITCHING, AND KNITTING MACHINES— | | | | | | |
| India | | | | 15 | | 15 |
| Malaya, British | | | | | 10 | 10 |
| Commonwealth States | | | | 554 | 845 | 1,399 |
| | | | | 569 | 855 | 1,424 |
| 311.—TYPEWRITERS AND PARTS THEREOF— Commonwealth States | | | | | 473 | 473 |

No. 6.—EXPORTS, 1936-1937—continued.

| ARTICLES AND COUNTRIES TO WHICH EXPORTED. | QUANTITY. | | | VALUE. | | |
|---|--------------------|-----------------|--------|--------------------|-----------------|--------|
| | Australian Origin. | Oversea Origin. | Total. | Australian Origin. | Oversea Origin. | Total. |
| (A) MACHINES AND MACHINERY—continued. | | | | £ | £ | £ |
| 312.—OTHER MACHINERY— | | | | | | |
| United Kingdom | | | | 22 | 346 | 368 |
| Malaya, British | | | | 595 | | 595 |
| Austria | | | | | 14 | 14 |
| Sweden | | | | | 17 | 17 |
| Switzerland | | | | | 140 | 140 |
| United States of America | | | | | 8 | 8 |
| Commonwealth States | | | | 16,990 | 12,649 | 29,639 |
| | | | | 17,607 | 13,174 | 30,781 |
| Total, Class XIIA. | | | | 44,932 | 43,616 | 88,548 |
| (B) METALS AND MANUFACTURES THEREOF— | | | | | | |
| 316.—BOLTS AND NUTS, RIVETS AND WASHERS, N.E.I.: | | | | | | |
| Commonwealth States | | | | 455 | 1 | 456 |
| 317-320.—BRASS—BARS, BLOCKS, INGOTS, ETC.: | | | | | | |
| Commonwealth States | | | | 115 | | 115 |
| 321-326.—COPPER, INCLUDING COPPER WIRE: | | | | | | |
| Commonwealth States | | | | | | |
| | cwt. | | cwt. | 762 | | 762 |
| | 762 | | 762 | 3,070 | | 3,070 |
| 328.—CUTLERY: | | | | | | |
| United Kingdom | | | | | 65 | 65 |
| India | | | | | 25 | 25 |
| South African Union | | | | | 3 | 3 |
| Commonwealth States | | | | 1,919 | 50 | 1,969 |
| | | | | 1,919 | 143 | 2,062 |
| IRON AND STEEL— | | | | | | |
| 329.—Bar, Rod, Angle, and Tee: | | | | | | |
| Commonwealth States | 489 | 180 | 669 | 340 | 562 | 902 |
| 330.—Girders, Beams, Channels, Joists, Columns: | | | | | | |
| Commonwealth States | 397 | | 397 | 292 | | 292 |
| 331.—Hoop: | | | | | | |
| Commonwealth States | 73 | 3 | 76 | 69 | 3 | 72 |
| 334.—Plate and Sheet, Plain or Corrugated—Galvanised: | | | | | | |
| Commonwealth States | 174 | | 174 | 202 | | 202 |
| 335.—Plate and Sheet, Plain or Corrugated—Not Galvanised: | | | | | | |
| Commonwealth States | 21 | 7 | 28 | 19 | 19 | 38 |
| 336.—Scrap: | | | | | | |
| Japan | 49,114 | | 49,114 | 7,815 | | 7,815 |
| Commonwealth States | 1,138 | | 1,138 | 654 | | 654 |
| | 50,252 | | 50,252 | 8,469 | | 8,469 |
| 339.—Wire—Other: | | | | | | |
| United Kingdom | 1 | 12 | 13 | 1 | 77 | 78 |
| Hong Kong | 15 | | 15 | 15 | | 15 |
| Malaya, British | 98 | | 98 | 75 | | 75 |
| Commonwealth States | 622 | | 622 | 616 | | 616 |
| | 736 | 12 | 748 | 707 | 77 | 784 |
| 342.—LEAD—SHEET AND PIPING— | | | | | | |
| Commonwealth States | 1 | | 1 | 2 | | 2 |

No. 6.—EXPORTS, 1936-1937—*continued.*

| ARTICLES AND COUNTRIES TO WHICH EXPORTED. | QUANTITY. | | | VALUE. | | |
|---|--------------------|-----------------|--------|--------------------|-----------------|--------|
| | Australian Origin. | Oversea Origin. | Total. | Australian Origin. | Oversea Origin. | Total. |
| (B) METALS AND MANUFACTURES THEREOF— — <i>continued.</i> | cwt. | cwt. | cwt. | £ | £ | £ |
| 343.—METALS—SCRAP (EXCEPT IRON AND STEEL)— | | | | | | |
| United Kingdom | 4,588 | | 4,588 | 6,272 | | 6,272 |
| Hong Kong | 20 | | 20 | 9 | | 9 |
| Malaya, British | 104 | | 104 | 52 | | 52 |
| Belgium | 136 | | 136 | 130 | | 130 |
| Germany | 267 | | 267 | 827 | | 827 |
| Japan | 2,238 | | 2,238 | 1,185 | | 1,185 |
| Commonwealth States | 6,300 | 23 | 6,323 | 8,204 | 28 | 8,232 |
| | 13,653 | 23 | 13,676 | 16,679 | 28 | 16,707 |
| 344-345.—NAILS— | | | | | | |
| Malaya, British | 10 | | 10 | 14 | | 14 |
| Commonwealth States | 19 | 5 | 24 | 35 | 35 | 70 |
| | 29 | 5 | 34 | 49 | 35 | 84 |
| 348.—PIPES AND TUBES—OTHER, AND FITTINGS— | | | | | | |
| Commonwealth States | 477 | 1,064 | 1,541 | 691 | 1,468 | 2,159 |
| 349.—PLATEDWARE AND MIXED METALWARE— | | | | | | |
| United Kingdom | | | | | 10 | 10 |
| India | | | | | 25 | 25 |
| Commonwealth States | | | | 625 | 10 | 635 |
| | | | | 625 | 45 | 670 |
| 351.—PRINTERS' MATERIALS— | | | | | | |
| Commonwealth States | | | | 265 | | 265 |
| 355.—TOOLS OF TRADE— | | | | | | |
| Sweden | | | | | 64 | 64 |
| Commonwealth States | | | | 1,560 | 336 | 1,896 |
| | | | | 1,560 | 400 | 1,960 |
| VEHICLES— | | | | | | |
| 357.—Bicycles, Tricycles and Parts : | | | | | | |
| Commonwealth States | | | | 1,831 | 278 | 2,109 |
| 358-358A.—Motor Cars, Lorries, Wagons, etc., and Parts : | | | | | | |
| United Kingdom | | | | | 672 | 672 |
| Malaya, British | | | | 773 | | 773 |
| United States of America | | | | | 12 | 12 |
| Commonwealth States | | | | 8,533 | 86,224 | 94,757 |
| | | | | 9,306 | 86,908 | 96,214 |
| 359.—Motor Cycles, etc., and Parts : | | | | | | |
| United Kingdom | | | | | 50 | 50 |
| Commonwealth States | | | | 168 | 691 | 859 |
| | | | | 168 | 741 | 909 |
| 360.—Vehicles and Parts—Other : | | | | | | |
| United Kingdom | | | | | 15 | 15 |
| Commonwealth States | | | | 1,214 | 30 | 1,244 |
| | | | | 1,214 | 45 | 1,259 |
| 361-363.—ZINC (SPELTER)— | | | | | | |
| United Kingdom | | 216 | 216 | | 270 | 270 |
| Commonwealth States | 2,874 | | 2,874 | 2,887 | | 2,887 |
| | 2,874 | 216 | 3,090 | 2,887 | 270 | 3,157 |

No. 6.—EXPORTS, 1936-1937—continued.

| ARTICLES AND COUNTRIES TO WHICH EXPORTED. | QUANTITY. | | | VALUE. | | |
|--|--------------------|-----------------|--------|--------------------|-----------------|---------|
| | Australian Origin. | Oversea Origin. | Total. | Australian Origin. | Oversea Origin. | Total. |
| (B) METALS AND MANUFACTURES THEREOF— <i>continued.</i> | | | | £ | £ | £ |
| 364.—OTHER MANUFACTURES OF METAL— | | | | | | |
| United Kingdom | | | | 5 | 1,271 | 1,276 |
| Ceylon | | | | 36 | | 36 |
| Malaya, British | | | | 25 | 417 | 442 |
| South African Union | | | | 76 | | 76 |
| France | | | | | 1 | 1 |
| Germany | | | | | 14 | 14 |
| Japan | | | | | 3 | 3 |
| Netherlands | | | | | 227 | 227 |
| Netherlands East Indies | | | | 6 | | 6 |
| United States of America | | | | | 21 | 21 |
| Commonwealth States | | | | 62,093 | 7,262 | 69,355 |
| | | | | 62,241 | 9,216 | 71,457 |
| Total, Class XII B. | | | | 113,175 | 100,239 | 213,414 |
| Class XIII.—Rubber and Leather, and Manufactures thereof, and Substitutes therefor. | | | | | | |
| (A) RUBBER AND RUBBER MANUFACTURES— | | | | | | |
| 367.—TYRES, INCLUDING TUBES— | | | | | | |
| Commonwealth States | | | | 12,643 | | 12,643 |
| 368.—OTHER RUBBER MANUFACTURES— | | | | | | |
| Japan | | | | | 26 | 26 |
| Commonwealth States | | | | 1,403 | 209 | 1,612 |
| | | | | 1,403 | 235 | 1,638 |
| Total, Class XIII A. | | | | 14,046 | 235 | 14,281 |
| (B) LEATHER AND MANUFACTURES OF LEATHER— | | | | | | |
| BELTING— | | | | | | |
| 369.—Leather : | | | | | | |
| Commonwealth States | | | | 1,023 | | 1,023 |
| 371-372.—LEATHER— | | | | | | |
| United Kingdom | 623 | | 623 | 3,498 | | 3,498 |
| Malaya, British | 665 | | 665 | 3,655 | | 3,655 |
| Japan | 20 | | 20 | 78 | | 78 |
| Kwantung Peninsular | 77 | | 77 | 280 | | 280 |
| Manchuria | 56 | | 56 | 235 | | 235 |
| Netherlands East Indies | 110 | | 110 | 388 | | 388 |
| Commonwealth States | | | | 35,418 | | 35,418 |
| | 1,551 | | 1,551 | 43,552 | | 43,552 |
| 373.—LEATHER MANUFACTURES, N.E.I.— | | | | | | |
| United Kingdom | | | | 13 | | 13 |
| Malaya, British | | | | 27 | | 27 |
| France | | | | | 1 | 1 |
| Commonwealth States | | | | 2,943 | 42 | 2,985 |
| | | | | 2,983 | 43 | 3,026 |
| Total, Class XIII B. | | | | 47,558 | 43 | 47,601 |
| Class XIV.—Wood and Wicker, Raw and Manufactured. | | | | | | |
| 374.—FURNITURE— | | | | | | |
| United Kingdom | | | | | 50 | 50 |
| Malaya, British | | | | 9 | | 9 |
| Commonwealth States | | | | 5,122 | 11 | 5,133 |
| | | | | 5,131 | 61 | 5,192 |
| TIMBER— | | | | | | |
| 376.—Dressed—Other : | | | | | | |
| United Kingdom | 60,623 | | 60,623 | 1,002 | | 1,002 |
| South African Union | 3,271 | | 3,271 | 145 | | 145 |
| Commonwealth States | 10 | 374 | 384 | 1 | 13 | 14 |
| | 63,904 | 374 | 64,278 | 1,148 | 13 | 1,161 |

No. 6.—EXPORTS, 1936-1937—continued.

| ARTICLES AND COUNTRIES TO WHICH EXPORTED. | QUANTITY. | | | VALUE | | |
|--|--------------------|-----------------|------------|--------------------|-----------------|---------|
| | Australian Origin. | Oversea Origin. | Total. | Australian Origin. | Oversea Origin. | Total. |
| TIMBER—continued. | | | | | | |
| <i>Undressed—</i> | | | | £ | £ | £ |
| 383A.— <i>Sleepers—Railway :</i> | No. | | sup. ft. | | | |
| United Kingdom | 15,027 | | 532,200 | 5,322 | | 5,322 |
| Aden | 29,235 | | 531,756 | 5,317 | | 5,317 |
| Ceylon | 65,056 | | 2,439,599 | 27,335 | | 27,335 |
| Mauritius | 7,267 | | 272,512 | 2,521 | | 2,521 |
| South African Union | 175,986 | | 4,843,067 | 48,506 | | 48,506 |
| Africa, Portuguese East | 1,025 | | 29,892 | 299 | | 299 |
| China | 303,265 | | 9,149,376 | 91,492 | | 91,492 |
| Egypt | 80,430 | | 2,435,520 | 24,355 | | 24,355 |
| Iraq | 120,236 | | 2,753,058 | 27,530 | | 27,530 |
| Commonwealth States | 77,070 | | 1,798,206 | 17,184 | | 17,184 |
| | 874,597 | | 24,785,186 | 249,861 | | 249,861 |
| 385.— <i>Staves :</i> | | | | | | |
| Commonwealth States | | | | 1,423 | | 1,423 |
| 386.— <i>Undressed—Other :</i> | sup. ft. | sup. ft. | sup. ft. | | | |
| United Kingdom | 13,449,595 | | 13,449,595 | 141,554 | | 141,554 |
| Africa, British West | 93,732 | | 93,732 | 1,846 | | 1,846 |
| Ceylon | 760,203 | | 760,203 | 7,937 | | 7,937 |
| Malaya, British | 18,012 | | 18,012 | 225 | | 225 |
| Mauritius | 402,570 | | 402,570 | 5,014 | | 5,014 |
| New Zealand | 2,393,996 | | 2,393,996 | 24,192 | | 24,192 |
| South African Union | 4,065,503 | | 4,065,503 | 40,699 | | 40,699 |
| Africa, Portuguese East | 297,508 | | 297,508 | 2,974 | | 2,974 |
| Belgium | 518,316 | | 518,316 | 7,117 | | 7,117 |
| China | 379,812 | | 379,812 | 3,744 | | 3,744 |
| Egypt | 131,712 | | 131,712 | 1,317 | | 1,317 |
| Germany | 291,406 | | 291,406 | 4,449 | | 4,449 |
| Iraq | 26,100 | | 26,100 | 261 | | 261 |
| Netherlands | 174,836 | | 174,836 | 1,916 | | 1,916 |
| United States of America | 1,104 | | 1,104 | 13 | | 13 |
| Commonwealth States | 20,231,715 | 1,131 | 20,232,846 | 203,942 | 39 | 203,981 |
| | 43,236,120 | 1,131 | 43,237,251 | 447,200 | 39 | 447,239 |
| WICKER, BAMBOO, AND CANE— | | | | | | |
| 387.— <i>All Articles made of, N.E.I. :</i> | | | | | | |
| Malaya, British | | | | 3 | | 3 |
| WOOD MANUFACTURES— | | | | | | |
| 389.— <i>Casks and Shooks :</i> | | | | | | |
| United Kingdom | | | | 671 | | 671 |
| Malaya, British | | | | 40 | | 40 |
| Commonwealth States | | | | 38,084 | 476 | 38,560 |
| | | | | 38,795 | 476 | 39,271 |
| 394.— <i>Other :</i> | | | | | | |
| United Kingdom | | | | 102 | 100 | 202 |
| Ceylon | | | | 10 | | 10 |
| Denmark | | | | 4 | | 4 |
| Commonwealth States | | | | 7,619 | 40 | 7,659 |
| | | | | 7,735 | 140 | 7,875 |
| Total, Class XIV. | | | | 751,296 | 729 | 752,025 |
| Class XV.—Earthenware, Cements, China, Glass and Stoneware. | | | | | | |
| BRICKS— | | | | | | |
| 395.— <i>Fire and Glazed, and Firebricks :</i> | | | | | | |
| United Kingdom | | | | 9 | | 9 |
| Malaya, British | | | | 82 | | 82 |
| Siam | | | | 49 | | 49 |
| | | | | 140 | | 140 |
| 398.— <i>CHINA, PARIAN, AND PORCELAIN WARE—</i> | | | | | | |
| Ceylon | | | | 30 | | 30 |
| Commonwealth States | | | | 693 | 1,220 | 1,913 |
| | | | | 723 | 1,220 | 1,943 |
| 399.— <i>EARTHENWARE, BROWNWARE, AND STONWARE, ETC.—</i> | | | | | | |
| Commonwealth States | | | | 154 | 57 | 211 |

No. 6.—EXPORTS, 1936-1937—*continued.*

| ARTICLES AND COUNTRIES TO WHICH EXPORTED. | QUANTITY. | | | VALUE. | | |
|---|--------------------|-----------------|--------|--------------------|-----------------|--------|
| | Australian Origin. | Oversea Origin. | Total. | Australian Origin. | Oversea Origin. | Total. |
| GLASS— | | | | £ | £ | £ |
| 400.— <i>Bent, Bevelled, etc.:</i> | | | | | | |
| Ceylon | | | | 75 | | 75 |
| GLASSWARE— | | | | | | |
| 403.— <i>Bottles, Empty:</i> | | | | | | |
| South African Union | | | | 2 | | 2 |
| United States of America | | | | 1 | | 1 |
| Commonwealth States | | | | 7,092 | 5 | 7,097 |
| | | | | 7,095 | 5 | 7,100 |
| 404.— <i>Other:</i> | | | | | | |
| Ceylon | | | | 18 | | 18 |
| Commonwealth States | | | | 969 | 172 | 1,141 |
| | | | | 987 | 172 | 1,159 |
| Total, Class XV. | | | | 9,174 | 1,454 | 10,628 |
| Class XVI.—Paper and Stationery. | | | | | | |
| (A) PAPER. | | | | | | |
| 408.—ADVERTISING MATTER— | | | | | | |
| United Kingdom | | | | 4 | | 4 |
| Ceylon | | | | 35 | | 35 |
| India | | | | 95 | | 95 |
| Malaya, British | | | | 56 | | 56 |
| Netherlands East Indies | | | | 49 | | 49 |
| United States of America | | | | 1 | | 1 |
| Commonwealth States | | | | 555 | 39 | 594 |
| | | | | 795 | 39 | 834 |
| 410A.—CIGARETTE PAPERS— | | | | | | |
| Commonwealth States | | | | 31,451 | 21 | 31,472 |
| 411.—OTHER PAPER— | | | | | | |
| New Zealand | | | | | 12 | 12 |
| Netherlands | | | | | 239 | 239 |
| Commonwealth States | | | | 1,063 | 504 | 1,567 |
| | | | | 1,063 | 755 | 1,818 |
| Total, Class XVI. | | | | 33,309 | 815 | 34,124 |
| (B) STATIONERY AND PAPER MANUFACTURES. | | | | | | |
| 412.—BOOKS (PRINTED), MUSIC, PERIODICALS, ETC.— | | | | | | |
| United Kingdom | | | | 358 | | 358 |
| Ceylon | | | | 4 | | 4 |
| Malaya, British | | | | 21 | 8 | 29 |
| Commonwealth States | | | | 3,007 | 453 | 3,460 |
| | | | | 3,390 | 461 | 3,851 |
| 415.—MANUFACTURED STATIONERY— | | | | | | |
| South African Union | | | | | 30 | 30 |
| Netherlands East Indies | | | | 4 | | 4 |
| Commonwealth States | | | | 4,951 | 118 | 5,069 |
| | | | | 4,955 | 148 | 5,103 |
| 416.—PICTURES (NOT BEING ADVERTISING)— | | | | | | |
| United Kingdom | | | | 61 | 14 | 75 |
| Commonwealth States | | | | 1,307 | 45,000 | 46,307 |
| | | | | 1,368 | 45,014 | 46,382 |
| Total, Class XVI. | | | | 9,713 | 45,623 | 55,336 |

No. 6.—EXPORTS, 1936-1937—continued.

| ARTICLES AND COUNTRIES TO WHICH EXPORTED. | QUANTITY. | | | VALUE. | | |
|---|--------------------|-----------------|--------|--------------------|-----------------|--------|
| | Australian Origin. | Oversea Origin. | Total. | Australian Origin. | Oversea Origin. | Total |
| Class XVII.—Jewellery, Timepieces and Fancy Goods. | | | | £ | £ | £ |
| 417.—FANCY GOODS— | | | | | | |
| South African Union | | | | | 8 | 8 |
| France | | | | | 34 | 34 |
| United States of America | | | | 3 | 3 | 6 |
| Commonwealth States | | | | 9,152 | 392 | 9,544 |
| | | | | 9,155 | 437 | 9,592 |
| 417A.—SPORTING MATERIAL— | | | | | | |
| United Kingdom | | | | 229 | 6 | 235 |
| JEWELLERY— | | | | | | |
| 418.— <i>Pearls, Unset:</i> | | | | | | |
| United Kingdom | | | | 7,089 | | 7,089 |
| Hong Kong | | | | 273 | | 273 |
| India | | | | 70 | | 70 |
| France | | | | 2,805 | | 2,805 |
| Japan | | | | 1 | | 1 |
| Netherlands East Indies | | | | 5 | | 5 |
| | | | | 10,243 | | 10,243 |
| 419.— <i>Imitation and Other:</i> | | | | | | |
| United Kingdom | | | | | 16 | 16 |
| Ceylon | | | | 12 | | 12 |
| France | | | | | 204 | 204 |
| Germany | | | | | 6 | 6 |
| Commonwealth States | | | | 161 | | 161 |
| | | | | 173 | 226 | 399 |
| 421.—TIMEPIECES AND PARTS THEREOF, PEO- METERS, ETC.— | | | | | | |
| United Kingdom | | | | | 432 | 432 |
| Ceylon | | | | | 2 | 2 |
| Switzerland | | | | | 11 | 11 |
| Commonwealth States | | | | 173 | 6 | 179 |
| | | | | 173 | 451 | 624 |
| Total, Class XVII. | | | | 19,973 | 1,120 | 21,093 |
| Class XVIII.—Optical, Surgical and Scientific Instruments. | | | | | | |
| 422.—KINEMATOGRAPHS, BIOSCOPES AND KIN- ETOSCOPES— | | | | | | |
| Commonwealth States | | | | 894 | | 894 |
| 423.—FILMS FOR KINEMATOGRAPHS, ETC.— | | | | | | |
| Commonwealth States | | | | 2,455 | 630 | 3,085 |
| 424.—OPTICAL AND METEOROLOGICAL INSTRU- MENTS— | | | | | | |
| United Kingdom | | | | | 15 | 15 |
| 425-427.—PHOTOGRAPHIC GOODS AND MA- TERIALS— | | | | | | |
| United Kingdom | | | | | 68 | 68 |
| Commonwealth States | | | | 85 | 3 | 88 |
| | | | | 85 | 71 | 156 |
| 428.—SCIENTIFIC INSTRUMENTS AND AP- PARATUS— | | | | | | |
| United Kingdom | | | | | 294 | 294 |
| Germany | | | | | 13 | 13 |
| Commonwealth States | | | | 620 | 284 | 904 |
| | | | | 620 | 591 | 1,211 |
| 429.—SURGICAL AND DENTAL INSTRUMENTS— | | | | | | |
| United Kingdom | | | | | 25 | 25 |
| Commonwealth States | | | | 747 | 31 | 778 |
| | | | | 747 | 56 | 803 |

No. 6.—EXPORTS, 1936-1937—continued.

| ARTICLES AND COUNTRIES TO WHICH EXPORTED | QUANTITY. | | | VALUE. | | |
|---|--------------------|-----------------|---------|--------------------|-----------------|---------|
| | Australian Origin. | Oversea Origin. | Total. | Australian Origin. | Oversea Origin. | Total. |
| OPTICAL, SURGICAL AND SCIENTIFIC INSTRUMENTS—continued. | | | | £ | £ | £ |
| 430.—TALKING MACHINES—GRAMOPHONES, RECORDS, ETC.— | | | | | | |
| Ceylon | | | | 723 | 25 5 | 25 728 |
| Commonwealth States | | | | 723 | 30 | 753 |
| Total, Class XVIII. | | | | 5,524 | 1,393 | 6,917 |
| Class XIX.—Drugs, Chemicals and Fertilisers. | | | | | | |
| 431-434.—ACIDS— | | | | | | |
| Commonwealth States | | | | | 6 | 6 |
| 437A.—ARSENIC*— | cwt. | | cwt. | | | |
| United Kingdom | 6,944 | | 6,944 | 3,303 | | 3,303 |
| South African Union | 1,067 | | 1,067 | 555 | | 555 |
| Belgium | 213 | | 213 | 91 | | 91 |
| Spain | 711 | | 711 | 430 | | 430 |
| United States of America | 2,136 | | 2,136 | 908 | | 908 |
| Commonwealth States | 68,427 | | 68,427 | 102,391 | | 102,391 |
| Total | 79,498 | | 79,498 | 107,678 | | 107,678 |
| 443.—DYES— | | | | | | |
| Commonwealth States | | | | 46 | | 46 |
| 443A.—ESSENCES—NON-SPIRITUOUS— | gal. | | gal. | | | |
| Commonwealth States | 344 | | 344 | 6,118 | | 6,118 |
| 444-449.—FERTILIZERS— | cwt. | | cwt. | | | |
| Commonwealth States | 5 | | 5 | 2 | | 2 |
| 450.—GLYCERINE— | lb. | | lb. | | | |
| Commonwealth States | 182,819 | | 182,819 | 4,932 | | 4,932 |
| 451.—INSECTICIDES, SHEEPWASHES AND DISINFECTANTS— | | | | | | |
| Commonwealth States | | | | 254 | | 254 |
| 454-455.—MEDICINES—PATENT, PROPRIETARY AND OTHER— | | | | | | |
| Commonwealth States | | | | 1,438 | 260 | 1,698 |
| OILS—ESSENTIAL— | | | | | | |
| 458.—Non-Spirituos, N.E.I.: | | | | | | |
| United Kingdom | | | | 15,004 | | 15,004 |
| Canada | | | | 260 | | 260 |
| Ceylon | | | | 16 | | 16 |
| Hong Kong | | | | 3,102 | | 3,102 |
| India | | | | 48 | | 48 |
| Malaya, British | | | | 193 | | 193 |
| New Zealand | | | | 8 | | 8 |
| South African Union | | | | 328 | | 328 |
| China | | | | 569 | | 569 |
| France | | | | 5,252 | | 5,252 |
| Germany | | | | 2,911 | | 2,911 |
| Japan | | | | 1,600 | | 1,600 |
| Netherlands | | | | 368 | | 368 |
| Netherlands East Indies | | | | 1,650 | | 1,650 |
| Philippine Islands | | | | 30 | | 30 |
| Commonwealth States | | | | 6,835 | | 6,835 |
| Total | | | | 38,174 | | 38,174 |
| 459.—Eucalyptus: | gal. | | gal. | | | |
| Malaya, British | 45 | | 45 | 11 | | 11 |
| 460.—PERFUMERY AND TOILET PREPARATIONS, N.E.I.— | | | | | | |
| United Kingdom | | | | | 7 | 7 |
| United States of America | | | | 39 | | 39 |
| Commonwealth States | | | | 2,895 | 81 | 2,976 |
| Total | | | | 2,934 | 88 | 3,022 |

* Previously included in Item 471, "Drugs and Chemicals—Other."

No. 6.—EXPORTS, 1936-1937—continued.

| ARTICLES AND COUNTRIES TO WHICH EXPORTED. | QUANTITY. | | | VALUE. | | |
|--|--------------------|-----------------|-------------------|--------------------|-----------------|---------|
| | Australian Origin. | Oversea Origin. | Total. | Australian Origin. | Oversea Origin. | Total. |
| DRUGS, CHEMICALS AND FERTILIZERS—contd. | cwt. | | cwt. | £ | £ | £ |
| 463.—SALT— | | | | | | |
| Commonwealth States | 183 | | 183 | 37 | | 37 |
| SPIRITS AND SPIRITUOUS PREPARATIONS— | | | | | | |
| 468.— <i>Essences, Bitters, Fruit Extracts, etc.</i> : | | | | | | |
| United Kingdom | | | | 100 | | 100 |
| Commonwealth States | | | | 1,894 | | 1,894 |
| | | | | 1,994 | | 1,994 |
| 471.—OTHER DRUGS AND CHEMICALS— | | | | | | |
| Netherlands | | | | | 17 | 17 |
| Commonwealth States | | | | 2,003 | 1,414 | 3,417 |
| | | | | 2,003 | 1,431 | 3,434 |
| Total, Class XIX. | | | | 165,621 | 1,785 | 167,406 |
| Class XX.—Miscellaneous. | | | | | | |
| ARMS, AMMUNITION AND EXPLOSIVES— | | | | | | |
| 472.— <i>Arms</i> : | | | | | | |
| United Kingdom | | | | | 67 | 67 |
| Commonwealth States | | | | 1,603 | 78 | 1,681 |
| | | | | 1,603 | 145 | 1,748 |
| 473.— <i>Cartridges</i> : | | | | | | |
| Commonwealth States | | | | 5,289 | 462 | 5,751 |
| 477-478.—BAGS, BASKETS, BOXES, ETC.— | | | | | | |
| France | | | | 748 | 6 | 6 |
| Commonwealth States | | | | 748 | 6 | 754 |
| | | | | 748 | 6 | 754 |
| 481.—BOATS, LAUNCHES AND YACHTS— | | | | | | |
| Commonwealth States | | | | 416 | 200 | 616 |
| 482.—BRUSHWARE— | | | | | | |
| Mauritius | | | | 4 | | 4 |
| Commonwealth States | | | | 13,410 | | 13,410 |
| | | | | 13,414 | | 13,414 |
| INSTRUMENTS—MUSICAL— | | | | | | |
| 485.— <i>Pianos</i> : | No. | No. | No. | | | |
| Commonwealth States | 6 | 4 | 10 | 455 | 602 | 1,057 |
| 486.— <i>Other and Parts</i> : | | | | | | |
| United Kingdom | | | | 1 | 94 | 94 |
| Ceylon | | | | 161 | 20 | 181 |
| Commonwealth States | | | | 162 | 114 | 276 |
| | | | | 162 | 114 | 276 |
| 487-488.—MATCHES AND VESTAS— | | | | | | |
| Commonwealth States | gross bxs. 110 | | gross bxs. 110 | 77 | | 77 |
| 489.—OILMEN'S STORES, N.E.I.— | | | | | | |
| United Kingdom | | | | 10 | | 10 |
| Ceylon | | | | 232 | | 232 |
| India | | | | 1,114 | | 1,114 |
| Malaya, British | | | | 2,394 | 12 | 2,406 |
| Netherlands East Indies | | | | 1,098 | 7 | 1,105 |
| Commonwealth States | | | | 16,300 | 43 | 16,343 |
| | | | | 21,148 | 62 | 21,210 |
| 492.—PERSONAL AND HOUSEHOLD EFFECTS— | | | | | | |
| United Kingdom | | | | 1,096 | 121 | 1,217 |
| Ceylon | | | | 11 | 105 | 116 |
| India | | | | 20 | | 20 |
| South African Union | | | | 5 | | 5 |
| Netherlands East Indies | | | | 360 | | 360 |
| Commonwealth States | | | | 27,888 | 493 | 28,381 |
| | | | | 29,380 | 719 | 30,099 |

No. 6.—EXPORTS, 1936-1937—continued.

| ARTICLES AND COUNTRIES TO WHICH EXPORTED. | QUANTITY. | | | VALUE. | | |
|--|--------------------|-----------------|--------|--------------------|-----------------|---------|
| | Australian Origin. | Oversea Origin. | Total. | Australian Origin. | Oversea Origin. | Total. |
| MISCELLANEOUS—continued. | cwt. | cwt. | cwt. | £ | £ | £ |
| 493.—PITCH AND TAR— Commonwealth States | 7 | 122 | 129 | 11 | 64 | 75 |
| SOAP— | lb. | | lb. | | | |
| 494.—Toilet, Fancy, or Medicated : | | | | | | |
| Ceylon | 10 | | 10 | 1 | | 1 |
| Malaya, British | 80 | | 80 | 9 | | 9 |
| Commonwealth States | 1,448 | | 1,448 | 114 | | 114 |
| | 1,538 | | 1,538 | 124 | | 124 |
| 495.—Other, including Compounded Detergents : | | | | | | |
| Malaya, British | 22,000 | | 22,000 | 242 | | 242 |
| Commonwealth States | 5,375 | | 5,375 | 80 | | 80 |
| | 27,375 | | 27,375 | 322 | | 322 |
| 497.—ARTICLES UNSPECIFIED— | | | | | | |
| United Kingdom | | | | 13,680 | 51,861 | 65,541 |
| Ceylon | | | | 35 | | 35 |
| India | | | | 68 | | 68 |
| Malaya, British | | | | 26 | | 26 |
| South African Union | | | | 353 | 7 | 360 |
| Austria | | | | 25 | | 25 |
| Belgium | | | | 119 | | 119 |
| China | | | | 6 | | 6 |
| Czecho-Slovakia | | | | 114 | | 114 |
| Denmark | | | | 667 | | 667 |
| Estonia | | | | 150 | | 150 |
| Germany | | | | 483 | 25 | 508 |
| Japan | | | | 1,884 | | 1,884 |
| Netherlands | | | | 876 | | 876 |
| Netherlands East Indies | | | | 844 | | 844 |
| Norway | | | | 433 | | 433 |
| Rumania | | | | 240 | | 240 |
| Siam | | | | 3 | | 3 |
| Sweden | | | | 1,684 | | 1,684 |
| Syria | | | | 25 | | 25 |
| United States of America | | | | 10 | 164 | 174 |
| Commonwealth States | | | | 15,660 | 2,194 | 17,854 |
| | | | | 37,385 | 54,251 | 91,636 |
| 497A.—GOODS EXPORTED PER PARCEL POST (NOT EXCEEDING £10 PER CONSIGNMENT)— | | | | | | |
| United Kingdom | | | | 1,063 | 104 | 1,167 |
| Aden | | | | 6 | | 6 |
| Ceylon | | | | 95 | | 95 |
| India | | | | 108 | 5 | 113 |
| Malaya, British | | | | 349 | | 349 |
| New Zealand | | | | 350 | | 350 |
| Palestine | | | | 2 | 9 | 11 |
| South African Union | | | | 208 | | 208 |
| Albania | | | | 4 | | 4 |
| China | | | | 122 | | 122 |
| Egypt | | | | 279 | | 279 |
| France | | | | 69 | 3 | 72 |
| Germany | | | | 1 | | 1 |
| Greece | | | | 1 | | 1 |
| Italy | | | | 198 | | 198 |
| Japan | | | | | 18 | 18 |
| Netherlands | | | | 2 | 11 | 13 |
| Netherlands East Indies | | | | 9 | | 9 |
| Siam | | | | 1 | | 1 |
| Switzerland | | | | 12 | | 12 |
| United States of America | | | | 183 | 9 | 192 |
| Yugo-Slavia | | | | 2 | | 2 |
| Commonwealth States (see Item 497). | | | | | | |
| | | | | 3,064 | 159 | 3,223 |
| Total, Class XX* | | | | 113,598 | 56,784 | 170,382 |

No. 6.—EXPORTS, 1936-1937—*continued.*

| ARTICLES AND COUNTRIES TO WHICH EXPORTED. | QUANTITY. | | | VALUE. | | |
|--|--------------------|-----------------|-----------|--------------------|-----------------|------------|
| | Australian Origin. | Oversea Origin. | Total. | Australian Origin. | Oversea Origin. | Total. |
| Class XXI.—Gold and Silver; and Bronze Specie.* | fine ozs. | | fine ozs. | £ | £ | £ |
| GOLD— | | | | | | |
| 499.— <i>Bar, Dust, Ingot and Sheet:</i> | | | | | | |
| United Kingdom | 638,567 | | 638,567 | 5,552,142 | | 5,552,142 |
| United States of America | 107,364 | | 107,364 | 930,877 | | 930,877 |
| Commonwealth States | 162,887 | | 162,887 | 1,426,404 | | 1,426,404 |
| | 908,818 | | 908,818 | 7,909,423 | | 7,909,423 |
| SILVER— | | | | | | |
| 501.— <i>Specie:</i> | | | | | | |
| United Kingdom | | | | | 535 | 535 |
| 502.— <i>Bar, Ingot and Sheet:</i> | | | | | | |
| United Kingdom | 116,881 | | 116,881 | 13,552 | | 13,552 |
| Total, Class XXI. | | | | 7,922,975 | 535 | 7,923,510 |
| GRAND TOTAL† | | | | 20,204,731 | 271,659 | 20,476,390 |

*Estimated Australian currency.

† Exclusive of Ships' Stores.

Summary showing the Value of Australian and Oversea Produce Exported to each of the Commonwealth States, and to Oversea Direct during the year ended 30th June, 1937.

| DISTRIBUTION OF EXPORTS. | AUSTRALIAN PRODUCE. | | Oversea Produce. | Total. |
|--------------------------------|---------------------|-------------------|------------------|------------|
| | Western Australian. | Other Australian. | | |
| | £ | £ | £ | £ |
| New South Wales | 1,719,395 | 86,438 | 51,190 | 1,857,023 |
| Victoria | 501,773 | 174,732 | 58,791 | 735,296 |
| Queensland | 23,166 | 7,136 | 5,695 | 40,998 |
| South Australia | 360,818 | 55,589 | 89,486 | 505,893 |
| Tasmania | 20,482 | 2,537 | 2,558 | 25,577 |
| Northern Territory | 3,648 | 9,998 | 2,170 | 15,816 |
| Total, Interstate | 2,634,282 | 336,430 | 209,891 | 3,180,603 |
| Total, Oversea | 17,234,019 | | 61,768 | 17,295,787 |
| Ships' Stores | 106,183 | | 408,560 | 514,743 |
| GRAND TOTAL | 20,310,914 | | 680,219 | 20,991,133 |

No. 7.—Exports, being Ships' Stores, during the Year ended 30th June, 1937.

| Articles. | OVERSEA. | | | | INTERSTATE. | | | | Total. | |
|--|----------------------|-------------------|----------------------|-------------------|----------------------|-------------------|----------------------|-------------------|-----------|----------|
| | Quantity. | | Value. | | Quantity. | | Value. | | Quantity. | Value. |
| | Aus-tralian Produce. | Over-sea Produce. | Aus-tralian Produce. | Over-sea Produce. | Aus-tralian Produce. | Over-sea Produce. | Aus-tralian Produce. | Over-sea Produce. | | |
| Ale, Beer, Porter, etc. ... gal. | 5,868 | | £ 1,417 | | 40 | | £ 11 | | 5,908 | £ 1,428 |
| Apparel | | | | | | | | | | |
| Biscuits lb. | 542 | | 23 | | 9,758 | | 350 | | 10,300 | 373 |
| Brushware | | | | | | | | | | |
| Butter lb. | 21,007 | | 1,402 | | 3,553 | | 240 | | 24,560 | 1,642 |
| Cheese | 1,499 | | 74 | | 567 | 22 | 26 | 5 | 2,088 | 105 |
| Coal (Bunker) ... ton | 23,899 | | 44,584 | | 3,232 | | 6,927 | | 27,131 | 51,511 |
| Coffee, Cocoa, Chocolate ... lb. | 479 | 2,562 | 20 | 123 | 99 | | 7 | | 3,140 | 150 |
| Cordage and Twine | | | | | | | | | | |
| Fish—Fresh lb. | 159,489 | 420 | 4,503 | 20 | 6,347 | | 226 | | 166,256 | 4,749 |
| Fish—Preserved | 779 | 1,242 | 41 | 69 | 90 | 494 | 4 | 25 | 2,605 | 139 |
| Fruits—Preserved | 2,434 | | 85 | | 1,283 | | 61 | | 3,717 | 146 |
| Fruits—Fresh cntl. | 276,069 | | 4,149 | | 323 | | 456 | | 3,084 | 4,605 |
| Fruits and Vegetables (in liquid, etc.) | | | 62 | | | | 83 | | | 145 |
| Vegetables, Dried or Concentrated | | | | | | | 2 | | | 2 |
| Vegetables—Fresh | | | 8,897 | | | | 647 | | | 9,544 |
| Grain and Pulse— | | | | | | | | | | |
| Beans and Peas cntl. | 5 | | 9 | | | | | | 5 | 9 |
| Oats | 1 | | 1 | | | | | | 1 | 1 |
| Wheat | | | | | | | | | | |
| Barley, Pearl and Scotch Bran, etc. lb. | 56 | | 1 | | | | | | 56 | 1 |
| Flour, Wheat | 14 | | 8 | | | | | | 14 | 8 |
| Rice cntl. | 2,879 | | 1,889 | | 20 | | 13 | | 2,899 | 1,902 |
| Hay and Chaff | 7 | 30 | 11 | 10 | 4 | | 4 | | 41 | 25 |
| Jams and Jellies lb. | 38 | | 25 | | | | | | 38 | 25 |
| Meats— | 2,243 | | 62 | | 144 | | 4 | | 2,387 | 66 |
| Bacon and Ham, etc. ... " | 11,432 | | 571 | | 6,133 | | 268 | | 17,565 | 839 |
| Fresh and Smoked ... " | 193,026 | | 5,437 | | 51,049 | | 1,190 | | 244,075 | 6,627 |
| Frozen (other than Rabbits and Hares) ... " | 312,601 | | 7,777 | | 3,186 | | 46 | | 315,787 | 7,823 |
| Rabbits and Hares ... pairs | 126 | | 9 | | 214 | | 15 | | 340 | 24 |
| Potted and Concentrated | | | 1 | 1 | | | 1 | | | 3 |
| Preserved in tins ... lb. | 1,383 | | 43 | | 12 | | 1 | | 1,395 | 44 |
| Other (including salted) ... cwt. | 16 | | 47 | | 6 | | 17 | | 22 | 64 |
| Milk (Preserved) ... lb. | 27,227 | | 589 | | 1,298 | | 43 | | 28,525 | 632 |
| Oils gal. | 94 | 23,318,301 | 35 | 375,084 | | | 23 | | 61 | 53 |
| Onions cwt. | 31 | | 30 | | 30 | | 10 | | 61 | 10 |
| Paints and Colours | | | | | 6 | | | | 6 | 10 |
| Potatoes | 5,767 | | 3,287 | | 354 | | 184 | | 6,121 | 3,471 |
| Salt | 35 | | 11 | 1 | | | | | 35 | 12 |
| Soap lb. | 3,000 | | 44 | | 168 | | 4 | | 3,168 | 48 |
| Spirits gal. | 1 | 24 | 3 | 40 | | | | | 25 | 43 |
| Sugar cwt. | 583 | | 564 | | 8 | | 13 | | 591 | 577 |
| Tea lb. | | 3,381 | | 240 | 70 | 30 | 6 | 3 | 3,481 | 249 |
| Tobacco | 30 | | 17 | | | | | | 30 | 17 |
| Cigars | | | | | | | | | | |
| Cigarettes | 119 | | 70 | | | | | | 119 | 70 |
| Wine—Sparkling ... gal. | | | | | | | | | | |
| Wine—Still | 2,650 | | 365 | | | | | | 2,650 | 365 |
| All other articles | | | 7,543 | 1,741 | | | 1,595 | 37 | | 10,916 |
| Total | | | 93,706 | 377,329 | | | 12,477 | 31,231 | | £514,743 |
| | | | £471,035 | | | | £43,708 | | | |

No. 9.—Summary of Western Australian Trade, Year ended 30th June, 1937.

In the Summary hereunder, Exchange is added to the declared value of Oversea Imports, thus expressing the latter in terms of *Australian* Currency in common with all other declared values.

| EXPORTS. | | | | | |
|----------------------------|-----|-----|-----------|-----|------------|
| £ | | | | | |
| Interstate | ... | ... | ... | ... | 3,180,603 |
| Oversea— | | | | | |
| Merchandise | ... | ... | ... | ... | 10,812,768 |
| Gold | ... | ... | ... | ... | 6,483,019 |
| Ships' Stores | ... | ... | ... | ... | 514,743 |
| | | | | | 20,991,133 |
| IMPORTS. | | | | | |
| £ | | | | | |
| Interstate | ... | ... | ... | ... | 12,370,797 |
| Oversea— | | | | | |
| Sterling Value | ... | ... | 5,657,562 | | |
| Exchange | ... | ... | 1,414,391 | | |
| | | | | | 7,071,953 |
| | | | | | 19,442,750 |
| Net Visible Credit Balance | ... | ... | ... | ... | 1,548,383 |

No. 10.—Customs and Excise Collections under each Tariff Division during the Year ended 30th June, 1937.

| Division. | Tariff Headings. | Gross Collections. | Drawbacks and Refunds. | Net Revenue Collected. |
|-----------|-------------------------------------|--------------------|------------------------|------------------------|
| CUSTOMS. | | | | |
| | | £ | £ | £ |
| 1 | Ale, Spirits and Beverages... | 68,495 | 10 | 68,485 |
| 2 | Tobacco and Manufactures thereof | 14,803 | 2,847 | 11,956 |
| 3 | Sugar | 384 | ... | 384 |
| 4 | Agricultural products and groceries | 99,200 | 250 | 98,950 |
| 5 | Textiles, Felts, Furs, etc. | 104,261 | 1,428 | 102,833 |
| 6 | Metals and Machinery | 162,976 | 14,916 | 148,060 |
| 7 | Oils, Paints and Varnishes | 744,535 | 4,506 | 740,029 |
| 8 | Earthenware, China, etc. | 27,041 | 169 | 26,872 |
| 9 | Drugs and Chemicals | 10,367 | 83 | 10,284 |
| 10 | Wood, Wicker and Cane | 24,904 | 1,749 | 23,155 |
| 11 | Jewellery and Fancy Goods | 15,075 | 77 | 14,998 |
| 12 | Hides, Leather and Rubber | 5,275 | 35 | 5,240 |
| 13 | Paper and Stationery | 18,465 | 183 | 18,282 |
| 14 | Vehicles | 169,048 | 2,359 | 166,689 |
| 15 | Musical Instruments | 2,293 | 1 | 2,292 |
| 16 | Miscellaneous | 51,110 | 1,881 | 49,229 |
| | Primage | 217,043 | 17,550 | 199,493 |
| | Post Office Collections | 4,228 | 43 | 4,185 |
| | Ships' Stores | 4,357 | 12 | 4,345 |
| | Goods sold at Customs Sales | 360 | ... | 360 |
| | Passengers' Baggage | 2,034 | 18 | 2,021 |
| | Total, Tariff Act | 1,746,254 | 48,112 | 1,698,142 |
| | Customs, Miscellaneous | 5,879 | 3 | 5,876 |
| | Total, Customs | 1,752,133 | 48,115 | 1,704,018 |
| EXCISE. | | | | |
| | Beer | 548,470 | 492 | 547,978 |
| | Spirits | 96,979 | 35 | 96,944 |
| | Playing Cards | ... | ... | ... |
| | Tobacco—Hand-made Strand | 153 | ... | 153 |
| | Manufactured | 255,837 | ... | 255,837 |
| | Fine Cut for Cigarettes | ... | ... | ... |
| | Cigars—Hand-made | 198 | ... | 198 |
| | Machine made | ... | ... | ... |
| | Cigarettes—Hand-made | ... | ... | ... |
| | Machine-made | 6,160 | 81 | 6,079 |
| | Matches | 5,250 | ... | 5,250 |
| | Cigarette papers | 48,865 | ... | 48,865 |
| | Licenses—Tobacco | 250 | ... | 250 |
| | All other | 680 | ... | 680 |
| | Total, Excise | 962,842 | 608 | 962,234 |
| | TOTAL, CUSTOMS AND EXCISE | 2,714,975 | 48,723 | 2,666,252 |

No. 11.—Customs, Excise, and Other Collections at each Station in Western Australia during the Year ended 30th June, 1937.

| Station. | Customs. | Excise. | Total. | Other Collections. |
|-------------------------------------|------------------|----------------|------------------|--------------------|
| | £ | £ | £ | £ |
| Fremantle (including Perth) | 1,721,550 | 953,978 | 2,675,528 | 115,733 |
| Albany | 1,015 | | 1,015 | 859 |
| Broome | 3,789 | | 3,789 | 362 |
| Bunbury | 1,197 | 182 | 1,379 | 1,453 |
| Busselton | | | | 1 |
| Carnarvon | 3,438 | | 3,438 | 59 |
| Cossack | 656 | | 656 | 107 |
| Derby | 775 | | 775 | 51 |
| Esperance | 2,024 | | 2,024 | 152 |
| Geraldton | 10,741 | 8,682 | 19,423 | 1,329 |
| Onslow | 1,541 | | 1,541 | 46 |
| Port Hedland | 3,336 | | 3,336 | 37 |
| Wyndham | 2,071 | | 2,071 | 260 |
| Total, Gross Collections ... | 1,752,133 | 962,842 | 2,714,975 | 120,449 |
| Refunds and Drawbacks ... | 48,115 | 608 | 48,723 | |
| NET CUSTOMS AND EXCISE ... | 1,704,018 | 962,234 | 2,666,252 | |

No. 12.—Customs and Excise Collections in the State of Western Australia during each of the Ten Years ended 30th June, 1928 to 1937.

| Year ended 30th June. | CUSTOMS. | | EXCISE. | | TOTAL. | |
|-----------------------|--------------------|------------------|--------------------|------------------|--------------------|------------------|
| | Gross Collections. | Net Collections. | Gross Collections. | Net Collections. | Gross Collections. | Net Collections. |
| 1928 | £ 1,727,094 | £ 1,705,052 | £ 714,506 | £ 713,543 | £ 2,441,609 | £ 2,418,595 |
| 1929 | 1,894,172 | 1,867,571 | 715,361 | 715,204 | 2,609,533 | 2,582,775 |
| 1930 | 1,940,786 | 1,892,052 | 763,656 | 763,365 | 2,704,442 | 2,655,417 |
| 1931 | * 1,082,783 | 1,013,024 | 651,872 | 651,668 | * 1,734,655 | 1,670,692 |
| 1932 | 1,058,449 | 1,006,911 | 663,480 | 663,014 | 1,721,929 | 1,669,925 |
| 1933 | 1,214,899 | 1,177,654 | 859,250 | 858,931 | 2,074,149 | 2,036,585 |
| 1934 | 1,287,175 | 1,251,919 | 813,923 | 813,667 | 2,101,098 | 2,065,586 |
| 1935 | 1,382,782 | 1,350,047 | 867,834 | 866,853 | 2,250,616 | 2,216,900 |
| 1936 | 1,619,551 | 1,585,968 | 915,146 | 914,603 | 2,534,697 | 2,500,571 |
| 1937 | 1,752,133 | 1,704,018 | 962,842 | 962,234 | 2,714,975 | 2,666,252 |

* Exclusive of Export Duty, £1,197 since refunded.

No. 13.—Statement showing the Quantity of Spirits, Beer, and Tobacco on which Excise Duty was paid, also the Amount collected during the Year ended 30th June, 1937.

| Articles. | Rate of Duty. | Quantity. | Excise* Collected. |
|--|-------------------------|-------------------------|-----------------------|
| <i>Spirits—</i> | per gal. | gal. | £ |
| (a) Brandy distilled wholly from grape fruit, bottled under C. or E. supervision | 26s. | 14,152 | 18,398 |
| (b) Do. do. do. do. do. do. do. do. | 28s. | | |
| (c) Whisky bottled under C. or E. supervision | 26s. | 26,670 | 34,671 |
| (d) Do. do. do. do. do. do. do. do. | 28s. | | |
| (e) Rum | 28s. | 4,646 | 6,504 |
| (f) Do. do. do. do. do. do. do. do. | 30s. | | |
| (g) Gin, bottled under C. or E. supervision | 28s. | 17,137 | 23,992 |
| (h) Spirits, N.E.I. | 38s. | | |
| (i) Spirits for manufacture of Liqueurs | 28s. | | |
| (j) Spirits for industrial purposes | 25s. | 4,004 | 5,005 |
| (k) Spirits for fortifying Australian wines | 6s. 6d. | 18,010 | 5,853 |
| (l) Do. do. do. do. do. do. do. do. | 9s. | | |
| (m) Spirits for making Vinegar | 2s. | 7,256 | 726 |
| (n) Spirits for making Perfumery | 23s. | 822 | 945 |
| (o) Do. do. do. do. do. do. do. do. | 20s. | 165 | 165 |
| (p) Do. do. do. do. do. do. do. do. | 17s. | 804 | 684 |
| (q) Spirits, White | 28s. | 17 | 23 |
| (r) Grape Must | 5s. | | |
| (s) Do. do. do. do. do. do. do. do. | 4s. 6d. | 58 | 13 |
| Total, Spirits | | 93,741 | 96,979 |
| <i>Beer</i> | 1s. 9d. | 6,268,231 | 548,470 |
| <i>Tobacco—</i> | per lb. | lbs. | |
| (a) Hand-made strand | 4s. 3d. | 722 | 153 |
| (b) Manufactured, N.E.I. | 3s. 2d. | 11,751 | 1,861 |
| Do. do. | 3s. 10d. | 223,867 | 42,908 |
| Do. do. | 4s. 6d. | 938,079 | 211,068 |
| Total, Tobacco | | 1,174,419 | 255,990 |
| <i>Cigars—</i> | | | |
| (a) Hand-made | 3d. | 15,840 | 198 |
| (b) Machine-made | 1s. 3d. | | |
| Total, Cigars | | 15,840 | 198 |
| <i>Cigarettes—</i> | | | |
| (a) Machine-made | 7s. | 17,600 | 6,160 |
| (b) Machine-made | 7s. 6d. | | |
| Total Cigarettes | | 17,600 | 6,160 |
| <i>Matches</i> | per gross boxes. 6d. | gross boxes. 210,000 | 5,250 |
| <i>Cigarette Papers, Tubes, etc.</i> | per 60 leaves. 1½d. | No. 562,923,216 | 48,865 |

* For net amount collected, see Table 10—Excise.

No. 14.—Stocks of Principal Articles in Bond on 30th June, 1937.

| Articles. | Quantities. | Articles. | Quantities |
|---------------------------------|-------------|--|------------|
| <i>Stimulants—</i> | | <i>Other articles—</i> | |
| Ale and Beer gal. | 5,843 | Coffee Beans lb. | 8,055 |
| <i>Spirits—</i> | | Cocoa and Chocolate " | |
| Brandy " | 2,076 | Sugar, Refined " | |
| Gin and Geneva " | 562 | Saccharin " | 56 |
| Liqueurs and Cordial " | 408 | Jams and Jellies " | |
| Rum " | 572 | Confectionery, N.E.I. " | |
| Schnapps " | 135 | Tea " | |
| Whisky " | 25,161 | Grain and Pulse (Prep.) Rice " | |
| White Spirits " | | Other " | |
| Other " | 18 | Cement cwt. | |
| Distilled in Commonwealth: | | Salt " | 184 |
| Brandy " | 4,584 | Marine Engine and Parts £ | 37 |
| Whisky " | 9,469 | <i>Fish—</i> | |
| Rum " | 3,032 | Dried lb | |
| Gin, Geneva " | 2,903 | Preserved in Tins " | 188,070 |
| White Spirits " | 1,758 | | |
| Other " | | <i>Fruit and Vegetables, N.E.I.</i> " | |
| <i>Wine—</i> | | | |
| Sparkling " | 368 | <i>Fruits—</i> | |
| Still " | 651 | Dates " | 52,566 |
| <i>Narcotics—</i> | | Ginger " | 3,400 |
| Tobacco—Manufactured lb. | 359 | Petrol gal. | |
| " Unmanufactured " | 53,812 | Timber sup. ft. | |
| " Cigars " | 218 | | |
| " Cigarettes " | 147 | | |
| " Snuff " | | | |

II.—SHIPPING.

No. 15.—Number and Net Tonnage of Vessels Entered at each Western Australian Port, from Ports outside the State, during the Year ended 30th June, 1937.

| Port, | Description, | Direction. | | | | | | | | | | | | Total. | | | | | |
|----------------|--------------|--------------------|-----------|-----------------|--------|------------------|-----------|-----------------|---------|----------------------|---------|-----|-------|-------------|-----------|-------------|---------|--------|-----------|
| | | Interstate Direct. | | | | Overseas Direct. | | | | Overseas Via States. | | | | With Cargo. | | In Ballast. | | Total. | |
| | | No. | Tons. | In Ballast, No. | Tons. | No. | Tons. | With Cargo, No. | Tons. | In Ballast, No. | Tons. | No. | Tons. | No. | Tons. | No. | Tons. | No. | Tons. |
| Fremantle | { Steam Sail | 247 | 1,426,427 | 1 | 3,136 | 255 | 1,476,174 | 29 | 56,962 | 34 | 135,633 | ... | ... | 536 | 3,038,234 | 29 | 60,098 | 565 | 3,098,332 |
| | | 4 | 664 | ... | ... | ... | ... | ... | ... | ... | ... | ... | ... | 4 | 664 | ... | ... | 4 | 664 |
| Albany | { Steam | 69 | 317,296 | 3 | 6,306 | 2 | 7,670 | 5 | 10,206 | 2 | 6,779 | ... | ... | 73 | 331,745 | 8 | 16,512 | 81 | 348,257 |
| | | ... | ... | 1 | 57 | 3 | 6,306 | ... | ... | 1 | 2,120 | ... | ... | 4 | 8,420 | 1 | 57 | 5 | 8,483 |
| | | ... | ... | 6 | 87 | ... | ... | ... | ... | ... | ... | ... | ... | ... | ... | 6 | 87 | 6 | 87 |
| Bunbury | { Steam | 17 | 55,227 | 1 | 4,158 | 2 | 5,930 | 8 | 20,724 | 8 | 26,240 | ... | ... | 27 | 87,397 | 9 | 24,882 | 36 | 112,279 |
| | | ... | ... | ... | ... | ... | ... | ... | ... | ... | ... | ... | ... | ... | ... | 2 | 7,129 | 2 | 7,129 |
| Busselton | { Steam | ... | ... | ... | ... | 3 | 7,693 | 4 | 395 | ... | ... | ... | ... | 3 | 7,693 | 4 | 395 | 7 | 8,028 |
| Carnarvon | { Steam | ... | ... | ... | ... | 1 | 1,800 | ... | ... | ... | ... | ... | ... | 1 | 1,800 | ... | ... | 1 | 1,800 |
| | | ... | ... | ... | ... | 15 | 31,717 | ... | ... | ... | ... | ... | ... | 15 | 31,717 | ... | ... | 15 | 31,717 |
| Derby | { Steam | ... | ... | ... | ... | ... | ... | 1 | 3,336 | ... | ... | ... | ... | 1 | 440 | 1 | 3,336 | 2 | 3,776 |
| Esperance | { Steam | 1 | 440 | ... | ... | ... | ... | ... | ... | ... | ... | ... | ... | 1 | 440 | 1 | 3,336 | 2 | 3,776 |
| Geraldton | { Steam | 3 | 5,859 | ... | ... | 8 | 28,836 | 5 | 14,881 | 1 | 3,168 | ... | ... | 12 | 37,863 | 5 | 14,881 | 17 | 52,744 |
| | | ... | ... | ... | ... | ... | ... | ... | ... | ... | ... | ... | ... | ... | ... | ... | ... | ... | ... |
| Onslow | { Steam | ... | ... | ... | ... | ... | ... | ... | ... | ... | ... | ... | ... | ... | ... | ... | ... | ... | ... |
| Port Hedland | { Steam | ... | ... | ... | ... | ... | ... | ... | ... | ... | ... | ... | ... | ... | ... | ... | ... | ... | ... |
| | | 13 | 49,414 | ... | ... | 1 | 6,813 | ... | ... | ... | ... | ... | ... | 14 | 56,227 | ... | ... | 14 | 56,227 |
| Wyndham | { Steam | 350 | 1,854,663 | 6 | 13,657 | 290 | 1,572,989 | 53 | 113,573 | 46 | 173,940 | ... | ... | 686 | 3,601,542 | 59 | 127,230 | 745 | 3,728,772 |
| | | 4 | 664 | 6 | 87 | ... | ... | ... | ... | ... | ... | ... | ... | 4 | 664 | 6 | 87 | 10 | 751 |
| Total, Entered | { ... | 354 | 1,855,327 | 12 | 13,744 | 290 | 1,572,989 | 53 | 113,573 | 46 | 173,940 | ... | ... | 690 | 3,602,206 | 65 | 127,317 | 755 | 3,729,523 |

No. 16.—Number and Net Tonnage of Vessels Cleared from each Western Australian Port, for Ports outside the State, during the Year ended 30th June, 1937.

| Port | Description. | Direction. | | | | | | | | | | | | Total. | | | | | | | |
|---------------|--------------|--------------------|-----------|-------------|--------|-----------------|-----------|-------------|---------|---------------------|--------|-------------|-------|-------------|-----------|-------------|---------|-------------|-----------|-------------|-------|
| | | Interstate Direct. | | | | Oversea Direct. | | | | Oversea via States. | | | | Total. | | | | | | | |
| | | With Cargo. | | In Ballast. | | With Cargo. | | In Ballast. | | With Cargo. | | In Ballast. | | With Cargo. | | In Ballast. | | With Cargo. | | In Ballast. | |
| | | No. | Tons. | No. | Tons. | No. | Tons. | No. | Tons. | No. | Tons. | No. | Tons. | No. | Tons. | No. | Tons. | No. | Tons. | No. | Tons. |
| Fremantle | Steam Sailer | 258 | 1,587,908 | 11 | 38,156 | 246 | 1,407,866 | 37 | 101,269 | 8 | 33,777 | ... | ... | 512 | 3,029,641 | 48 | 139,425 | 560 | 3,169,066 | 1 | 166 |
| | | 1 | 166 | ... | ... | ... | ... | ... | ... | ... | ... | ... | ... | ... | 1 | 166 | ... | ... | 1 | 166 | ... |
| Albany | Steam Sailer | 21 | 98,480 | 3 | 4,575 | 34 | 131,168 | ... | ... | ... | ... | ... | ... | 55 | 229,648 | 3 | 4,575 | 58 | 234,223 | ... | ... |
| | | ... | ... | ... | ... | 4 | 6,725 | 1 | 57 | ... | ... | ... | ... | 4 | 6,725 | 1 | 57 | 5 | 6,782 | ... | ... |
| Broome | Steam Sailer | ... | ... | 6 | ... | ... | ... | ... | ... | ... | ... | ... | ... | ... | ... | 6 | ... | 6 | ... | ... | ... |
| | | ... | ... | ... | ... | ... | ... | ... | ... | ... | ... | ... | ... | ... | ... | ... | ... | ... | ... | ... | ... |
| Bunbury | Steam Sailer | 9 | 17,430 | 4 | 12,087 | 40 | 130,150 | 1 | 3,154 | 1 | 2,561 | ... | ... | 50 | 150,150 | 5 | 15,241 | 55 | 165,391 | 4 | 664 |
| | | 3 | 498 | ... | ... | ... | ... | ... | ... | ... | 1 | 166 | ... | ... | 4 | 664 | ... | ... | 4 | 664 | ... |
| Busselton | Steam | 13 | 23,450 | ... | ... | ... | ... | ... | ... | ... | ... | ... | ... | 13 | 23,450 | ... | ... | 13 | 23,450 | ... | ... |
| Carnarvon | Steam | ... | ... | ... | ... | 4 | 9,066 | 5 | 419 | ... | ... | ... | ... | 4 | 9,066 | 5 | 419 | 9 | 9,485 | ... | ... |
| Cossack | Steam | ... | ... | ... | ... | 2 | 5,412 | ... | ... | ... | ... | ... | ... | 2 | 5,412 | ... | ... | 2 | 5,412 | ... | ... |
| Derby | Steam | ... | ... | ... | ... | 13 | 26,740 | ... | ... | ... | ... | ... | ... | 13 | 26,740 | ... | ... | 13 | 26,740 | ... | ... |
| Esperance | Steam | 1 | 440 | ... | ... | ... | ... | 3 | 12,961 | ... | ... | ... | ... | 1 | 440 | 3 | 12,961 | 4 | 13,401 | ... | ... |
| Geraldton | Steam | 1 | 3,225 | 1 | 1,592 | 8 | 18,174 | 2 | 9,870 | ... | ... | ... | ... | 9 | 21,399 | 3 | 11,462 | 12 | 32,861 | ... | ... |
| Onslow | Steam | ... | ... | ... | ... | 1 | 1,800 | ... | ... | ... | ... | ... | ... | 1 | 1,800 | ... | ... | 1 | 1,800 | ... | ... |
| Port Hedland | Steam | ... | ... | ... | ... | 2 | 5,412 | ... | ... | ... | ... | ... | ... | 2 | 5,412 | ... | ... | 2 | 5,412 | ... | ... |
| Wyndham | Steam | 9 | 18,386 | ... | ... | 5 | 27,933 | ... | ... | ... | ... | ... | ... | 10 | 58,646 | ... | ... | 16 | 58,646 | ... | ... |
| Total Cleared | Steam Sailer | 312 | 1,749,418 | 19 | 56,410 | 359 | 1,770,446 | 49 | 127,730 | 11 | 48,665 | ... | ... | 682 | 3,568,529 | 68 | 184,140 | 750 | 3,752,669 | 6 | 830 |
| | | 4 | 664 | 6 | 87 | ... | ... | ... | ... | 1 | 166 | ... | ... | 5 | 830 | 6 | 87 | 11 | 917 | ... | ... |
| | ... | 316 | 1,750,082 | 25 | 56,497 | 359 | 1,770,446 | 49 | 127,730 | 12 | 48,831 | ... | ... | 687 | 3,569,359 | 74 | 184,227 | 761 | 3,753,586 | ... | ... |

No. 17.—Number and Net Tonnage of Vessels entered at Western Australian Ports from each Country, Colony, and State during the Year ended 30th June, 1937.

| Country from which Entered. | Nationality of Vessels. | | | | | | | | | | | | Total. | | | | | | | | |
|---|-------------------------|--------|-------------|---------|----------------|-----------|---------|-------------|----------|---------|---------|-------------|--------|---------|---------|-------------|-----|-----------|-----|-----------|--------|
| | Australian. | | | | Other British. | | | | Foreign. | | | | | | | | | | | | |
| | No. | Tons. | Via States. | Direct. | No. | Tons. | Direct. | Via States. | No. | Tons. | Direct. | Via States. | No. | Tons. | Direct. | Via States. | No. | Tons. | | | |
| COMMONWEALTH OF AUSTRALIA. | | | | | | | | | | | | | | | | | | | | | |
| New South Wales ... | 13 | 24,971 | 36 | 95,049 | 16 | 56,477 | 43 | 315,074 | ... | ... | ... | ... | ... | ... | ... | ... | ... | ... | | | |
| Victoria ... | ... | ... | 2 | 6,638 | 16 | 47,928 | 8 | 37,379 | 4 | 14,400 | ... | ... | ... | ... | ... | ... | ... | ... | | | |
| Queensland ... | ... | ... | 53 | 277,507 | 3 | 17,519 | 83 | 662,935 | 34 | 150,200 | ... | ... | ... | ... | ... | ... | ... | ... | | | |
| South Australia ... | 1 | 440 | ... | ... | 14 | 52,689 | 3 | 10,991 | 2 | 8,457 | ... | ... | ... | ... | ... | ... | ... | ... | | | |
| Tasmania ... | ... | ... | ... | ... | 1 | 5,000 | 2 | 10,572 | ... | ... | ... | ... | ... | ... | ... | ... | ... | ... | | | |
| Northern Territory ... | 13 | 16,054 | ... | ... | ... | ... | ... | ... | ... | ... | ... | ... | ... | ... | ... | ... | ... | ... | | | |
| Total, Interstate ... | 27 | 41,465 | 91 | 379,194 | 50 | 179,613 | 139 | 1,036,951 | 49 | 205,550 | 10 | 26,298 | 49 | 205,550 | 87 | 247,376 | 279 | 1,621,695 | 366 | 1,869,071 | |
| UNITED KINGDOM ... | ... | ... | ... | ... | 126 | 1,000,251 | ... | ... | ... | ... | 2 | 4,814 | ... | ... | 128 | 1,005,065 | ... | ... | 128 | 1,005,065 | |
| BRITISH POSSESSIONS AND TERRITORIES UNDER BRITISH MANDATE: | | | | | | | | | | | | | | | | | | | | | |
| Asia, East Indies, and Islands adjacent— | ... | ... | ... | ... | 1 | 3,730 | ... | ... | ... | ... | ... | ... | ... | ... | 1 | 3,730 | ... | ... | ... | 1 | 3,730 |
| Hong Kong ... | ... | ... | ... | ... | ... | ... | ... | ... | ... | ... | ... | ... | ... | ... | ... | ... | ... | ... | ... | ... | ... |
| India and Burma ... | ... | ... | ... | ... | 15 | 60,396 | ... | 4,772 | ... | ... | ... | ... | ... | ... | 15 | 60,396 | ... | 4,772 | ... | 16 | 65,168 |
| Strata Settlements ... | 5 | 13,105 | ... | ... | 26 | 49,907 | 1 | 2,120 | ... | ... | ... | ... | ... | ... | 31 | 63,012 | 1 | 2,120 | ... | 32 | 65,132 |
| Other ... | ... | ... | ... | ... | 1 | 3,145 | 1 | 3,219 | ... | ... | ... | ... | ... | ... | 1 | 3,145 | 1 | 3,219 | ... | 2 | 6,364 |
| Africa and Islands adjacent— | ... | ... | ... | ... | ... | ... | ... | ... | ... | ... | ... | ... | ... | ... | ... | ... | ... | ... | ... | ... | ... |
| Mauritius ... | ... | ... | ... | ... | ... | ... | ... | ... | ... | ... | ... | ... | ... | ... | ... | ... | ... | ... | ... | ... | ... |
| South African Union... North and Central America and West Indies— | ... | ... | ... | ... | 4 | 11,765 | 1 | 3,194 | ... | ... | 2 | 2,641 | ... | ... | 6 | 14,406 | 1 | 3,194 | ... | 7 | 17,600 |
| Canada—East Coast ... | ... | ... | ... | ... | 2 | 5,724 | 1 | 3,194 | ... | ... | ... | ... | ... | ... | 2 | 5,724 | 1 | 3,194 | ... | 3 | 8,918 |
| Canada—West Coast ... | ... | ... | ... | ... | ... | ... | ... | ... | ... | ... | ... | ... | ... | ... | ... | ... | ... | ... | ... | ... | ... |
| New Zealand and Pacific Islands | ... | ... | ... | ... | ... | ... | ... | ... | ... | ... | ... | ... | ... | ... | ... | ... | ... | ... | ... | ... | ... |
| New Zealand ... | ... | ... | ... | ... | 1 | 2,746 | ... | 44,037 | ... | ... | ... | ... | ... | ... | 1 | 2,746 | ... | 44,037 | ... | 1 | 2,746 |
| Nauru and Ocean Islands ... | ... | ... | ... | ... | 8 | 25,679 | 14 | 44,037 | ... | ... | ... | ... | ... | ... | 8 | 25,679 | 14 | 44,037 | ... | 22 | 69,716 |
| New Guinea ... | ... | ... | ... | ... | ... | ... | ... | ... | ... | ... | ... | ... | ... | ... | ... | ... | ... | ... | ... | ... | ... |
| Other ... | ... | ... | ... | ... | ... | ... | ... | ... | ... | ... | ... | ... | ... | ... | ... | ... | ... | ... | ... | ... | ... |
| Total, British (Oversea) ... | 5 | 13,105 | ... | ... | 184 | 1,163,343 | 19 | 60,536 | 2 | 28,232 | 21 | 20,777 | 2 | 5,309 | 210 | 1,204,680 | 21 | 65,845 | 291 | 1,270,525 | |

No. 18.—Number and Net Tonnage of Vessels Cleared from Western Australian Ports for each Country, Colony, and State during the Year ended 30th June, 1937.

| Country for which Cleared. | Nationality of Vessels. | | | | | | | | | | | | | | | | | | |
|--|-------------------------|--------|-------------|---------|----------------|-----------|-------------|-----------|----------|---------|-------------|---------|---------|-----------|-------------|-----------|--------|-----------|--|
| | Australian. | | | | Other British. | | | | Foreign. | | | | Total. | | | | | | |
| | Direct. | | Via States. | | Direct. | | Via States. | | Direct. | | Via States. | | Direct. | | Via States. | | Total. | | |
| | No. | Tons. | No. | Tons. | No. | Tons. | No. | Tons. | No. | Tons. | No. | Tons. | No. | Tons. | No. | Tons. | No. | Tons. | |
| COMMONWEALTH OF AUSTRALIA | | | | | | | | | | | | | | | | | | | |
| New South Wales | 2 | 7,948 | 8 | 20,338 | 12 | 36,117 | 21 | 108,519 | 1 | 4,088 | 13 | 49,783 | 14 | 44,065 | 42 | 178,040 | 56 | 222,705 | |
| Victoria | 3 | 5,512 | 6 | 11,042 | 5 | 3,657 | 3 | 13,362 | 3 | 3,680 | 3 | 9,680 | 9 | 13,207 | 12 | 34,084 | 21 | 47,291 | |
| Queensland | ... | ... | 54 | 303,017 | 1 | 4,719 | 111 | 919,562 | ... | ... | 26 | 119,339 | 1 | 4,719 | 191 | 1,341,988 | 192 | 1,346,657 | |
| South Australia | 33 | 62,246 | ... | ... | 13 | 64,828 | ... | ... | 7 | 22,933 | ... | ... | 53 | 150,007 | ... | ... | 53 | 150,007 | |
| Tasmania | ... | ... | ... | ... | 2 | 10,427 | 2 | 11,019 | ... | ... | ... | ... | 2 | 11,019 | ... | ... | 4 | 21,446 | |
| Northern Territory | 13 | 16,054 | ... | ... | 2 | 2,419 | ... | ... | ... | ... | ... | ... | 15 | 18,473 | ... | ... | 15 | 18,473 | |
| Total, Interstate | 51 | 91,760 | 68 | 334,397 | 35 | 122,107 | 137 | 1,052,482 | 8 | 26,971 | 42 | 178,802 | 94 | 240,898 | 247 | 1,565,681 | 341 | 1,806,579 | |
| UNITED KINGDOM | ... | ... | ... | ... | 189 | 1,228,314 | 3 | 21,119 | 25 | 84,353 | ... | ... | 214 | 1,312,667 | 3 | 21,119 | 217 | 1,333,786 | |
| BRITISH POSSESSIONS AND TERRITORIES UNDER BRITISH MANDATE. | | | | | | | | | | | | | | | | | | | |
| Europe | ... | ... | ... | ... | 6 | 18,676 | ... | ... | 1 | 2,969 | ... | ... | 7 | 21,645 | ... | ... | 7 | 21,645 | |
| Asia, East Indies, and Islands adjacent— | ... | ... | ... | ... | ... | ... | ... | ... | ... | ... | ... | ... | ... | ... | ... | ... | ... | ... | |
| Hong Kong | ... | ... | ... | ... | ... | ... | ... | ... | 1 | 2,717 | ... | ... | 1 | 2,717 | ... | ... | 1 | 2,717 | |
| India and Burma | ... | ... | ... | ... | 17 | 66,356 | ... | ... | ... | ... | ... | ... | 17 | 66,356 | ... | ... | 17 | 66,356 | |
| Straits Settlements | 7 | 18,517 | ... | ... | 23 | 43,299 | ... | ... | ... | ... | ... | ... | 30 | 61,816 | ... | ... | 30 | 61,816 | |
| Africa and Islands adjacent— | ... | ... | ... | ... | ... | ... | ... | ... | ... | ... | ... | ... | ... | ... | ... | ... | ... | ... | |
| Mauritius | ... | ... | ... | ... | 7 | 21,871 | ... | ... | 3 | 252 | ... | ... | 10 | 22,123 | ... | ... | 10 | 22,123 | |
| South African Union | ... | ... | ... | ... | ... | ... | ... | ... | ... | ... | ... | ... | ... | ... | ... | ... | ... | ... | |
| Other African, British | ... | ... | ... | ... | ... | ... | ... | ... | ... | ... | ... | ... | ... | ... | ... | ... | ... | ... | |
| North and Central America, Canada (West Coast) | ... | ... | ... | ... | ... | ... | ... | ... | ... | ... | ... | ... | ... | ... | ... | ... | ... | ... | |
| New Zealand and Pacific Islands— | ... | ... | ... | ... | ... | ... | ... | ... | ... | ... | ... | ... | ... | ... | ... | ... | ... | ... | |
| New Zealand | ... | ... | ... | ... | 1 | 3,145 | 2 | 2,727 | ... | ... | ... | ... | 1 | 3,145 | 2 | 2,727 | 3 | 5,872 | |
| Nauru and Ocean Islands | ... | ... | ... | ... | 1 | 3,117 | ... | ... | ... | ... | ... | ... | 1 | 3,117 | ... | ... | 1 | 3,117 | |
| New Guinea | ... | ... | ... | ... | ... | ... | ... | ... | ... | ... | ... | ... | ... | ... | ... | ... | ... | ... | |
| Papua | ... | ... | ... | ... | ... | ... | ... | ... | ... | ... | ... | ... | ... | ... | ... | ... | ... | ... | |
| Other | ... | ... | ... | ... | ... | ... | ... | ... | 17 | 20,776 | ... | ... | 17 | 20,776 | ... | ... | 17 | 20,776 | |
| Total British (Oversea) | 7 | 18,517 | ... | ... | 244 | 1,384,778 | 5 | 23,846 | 47 | 111,067 | ... | ... | 298 | 1,514,392 | 5 | 23,846 | 303 | 1,538,208 | |
| FOREIGN COUNTRIES— | | | | | | | | | | | | | | | | | | | |
| Europe— | ... | ... | ... | ... | ... | ... | ... | ... | 2 | 8,386 | ... | ... | 2 | 8,386 | ... | ... | 2 | 8,386 | |
| Belgium | ... | ... | ... | ... | ... | ... | ... | ... | ... | ... | ... | ... | ... | ... | ... | ... | ... | ... | |
| Denmark | ... | ... | ... | ... | ... | ... | ... | ... | ... | ... | ... | ... | ... | ... | ... | ... | ... | ... | |
| France | ... | ... | ... | ... | ... | ... | ... | ... | ... | ... | ... | ... | ... | ... | ... | ... | ... | ... | |
| Germany | ... | ... | ... | ... | ... | ... | ... | ... | 18 | 71,354 | ... | ... | 18 | 71,354 | ... | ... | 18 | 71,354 | |

| | | | | | | | | | | | | | | | |
|--|-----|--------|-----------|-----|-----------|---------|-----|---------|-----|-----------|---------|-----------|--------|-----------|---------|
| Italy | ... | ... | ... | ... | ... | 43,882 | ... | ... | ... | 18 | 75,661 | ... | ... | 18 | 75,661 |
| Netherlands | ... | 31,779 | ... | ... | ... | 3,619 | ... | ... | ... | 2 | 7,169 | ... | ... | 2 | 7,169 |
| Norway | ... | 1 | ... | ... | ... | 16,347 | ... | ... | ... | 4 | 16,347 | ... | ... | 4 | 16,347 |
| Sweden | ... | ... | ... | ... | ... | 16,945 | ... | ... | ... | 5 | 16,945 | ... | ... | 5 | 16,945 |
| Other | ... | ... | ... | ... | ... | ... | ... | ... | ... | ... | ... | ... | ... | ... | ... |
| Asia, East Indies, and Islands adjacent— | ... | ... | ... | ... | ... | ... | ... | ... | ... | ... | ... | ... | ... | ... | ... |
| China | ... | 4,166 | ... | ... | ... | 13,489 | ... | ... | ... | 5 | 17,655 | ... | ... | 5 | 17,655 |
| East Indies, Netherlands | ... | 16 | ... | ... | ... | 50,005 | ... | ... | ... | 27 | 112,687 | ... | ... | 27 | 112,687 |
| Japan | ... | ... | 2,901 | ... | ... | 13,756 | ... | 5,916 | ... | 16 | 13,756 | ... | 8,877 | 10 | 22,633 |
| Philippine Islands | ... | 1 | ... | ... | ... | 4,271 | ... | 2 | ... | 1 | 4,271 | ... | ... | 1 | 4,271 |
| Other | ... | 1 | ... | ... | ... | 2,836 | ... | ... | ... | 2 | 2,803 | ... | ... | 2 | 2,803 |
| Africa and Islands adjacent— | ... | ... | ... | ... | ... | ... | ... | ... | ... | ... | ... | ... | ... | ... | ... |
| Africa, Portuguese East... .. | ... | ... | ... | ... | ... | ... | ... | ... | ... | ... | ... | ... | ... | ... | ... |
| Canary Islands | ... | ... | ... | ... | ... | ... | ... | ... | ... | ... | ... | ... | ... | ... | ... |
| Egypt | ... | 1 | ... | ... | ... | 4,133 | ... | ... | ... | 1 | 4,133 | ... | ... | 1 | 4,133 |
| Other | ... | 3 | ... | ... | ... | 8,905 | ... | ... | ... | 3 | 8,905 | ... | ... | 3 | 8,905 |
| North and Central America and West Indies— | ... | ... | ... | ... | ... | ... | ... | ... | ... | ... | ... | ... | ... | ... | ... |
| U.S. America—East Coast | ... | ... | ... | ... | ... | ... | ... | ... | ... | ... | ... | ... | ... | ... | ... |
| U.S. America—West Coast | ... | ... | ... | ... | ... | ... | ... | 16,108 | ... | 1 | 3,663 | ... | 16,108 | 5 | 10,771 |
| South America— | ... | ... | ... | ... | ... | ... | ... | ... | ... | 3 | 15,224 | ... | ... | 3 | 15,224 |
| Peru | ... | ... | ... | ... | ... | ... | ... | ... | ... | ... | ... | ... | ... | ... | ... |
| Pacific Islands— | ... | ... | ... | ... | ... | ... | ... | ... | ... | ... | ... | ... | ... | ... | ... |
| New Caledonia | ... | ... | ... | ... | ... | ... | ... | ... | ... | ... | ... | ... | ... | ... | ... |
| New Hebrides | ... | ... | ... | ... | ... | ... | ... | ... | ... | ... | ... | ... | ... | ... | ... |
| Total, Foreign Countries | 1 | 34 | 122,412 | 1 | 2,961 | 250,472 | 6 | 22,024 | 110 | 383,814 | 7 | 24,985 | 117 | 408,739 | |
| Total (Oversea Shipping) .. | 8 | 278 | 1,507,190 | 6 | 26,807 | 370,530 | 6 | 22,024 | 408 | 1,898,176 | 12 | 48,831 | 420 | 1,947,007 | |
| GRAND TOTAL (All Shipping) .. | 59 | 313 | 1,629,357 | 143 | 1,079,289 | 397,510 | 48 | 200,826 | 502 | 2,130,074 | 250 | 1,614,512 | 761 | 8,753,886 | |

No. 19.—Number and Net Tonnage of Vessels of each Nation entered and cleared at Western Australian Ports during the Year ended 30th June, 1937.

| NATIONALITY. | | Description. | WITH CARGO. | | IN BALLAST. | | TOTAL. | |
|-----------------|---|--------------|-------------|-----------|-------------|---------|--------|-----------|
| | | | No. | Tons. | No. | Tons. | No. | Tons. |
| British— | | | | | | | | |
| Australian | { | Steam | 118 | 435,607 | 6 | 87 | 118 | 435,607 |
| United Kingdom | { | Sail | 403 | 2,543,977 | 29 | 89,500 | 432 | 2,633,477 |
| Hong Kong | { | Steam | 7 | 37,432 | ... | ... | 7 | 37,432 |
| New Zealand | { | Sail | ... | 664 | ... | ... | ... | 664 |
| South African | { | Steam | 5 | 16,025 | ... | ... | 5 | 16,025 |
| Other British | { | Steam | 5 | 6,610 | ... | ... | 5 | 6,610 |
| Total, British | { | Steam | 538 | 3,039,651 | 29 | 89,500 | 567 | 3,129,151 |
| | | Sail | 4 | 664 | 6 | 87 | 10 | 751 |
| Foreign— | | | | | | | | |
| Chinese | { | Steam | 3 | 9,660 | ... | ... | 3 | 9,660 |
| Danish | { | Steam | 5 | 15,774 | 3 | 4,037 | 8 | 19,811 |
| Finnish | { | Steam | ... | 3,333 | ... | ... | ... | 3,333 |
| French | { | Steam | 1 | 82,188 | ... | ... | 1 | 82,188 |
| German | { | Steam | 20 | 83,347 | ... | ... | 20 | 83,347 |
| Italian | { | Steam | 15 | 39,307 | 18 | 27,795 | 33 | 67,102 |
| Japanese | { | Steam | 21 | 54,035 | 2 | 126 | 23 | 54,161 |
| Netherlands | { | Steam | 14 | 232,018 | 6 | 2,977 | 20 | 234,995 |
| Norwegian | { | Steam | 54 | 26,387 | ... | ... | 54 | 26,387 |
| Swedish | { | Steam | 8 | 11,203 | ... | ... | 8 | 11,203 |
| U.S. of America | { | Steam | 3 | 14,639 | ... | ... | 3 | 14,639 |
| Other Foreign | { | Steam | 4 | 561,891 | 1 | 2,795 | 5 | 564,686 |
| Total, Foreign | { | Steam | 148 | 561,891 | 30 | 37,730 | 178 | 599,621 |
| | | Sail | 4 | 664 | 6 | 87 | 10 | 751 |
| GRAND TOTAL | { | Steam | 686 | 3,601,542 | 59 | 127,230 | 745 | 3,728,772 |
| | | Sail | 4 | 664 | 6 | 87 | 10 | 751 |
| | | ... | 690 | 3,602,206 | 65 | 127,317 | 755 | 3,729,523 |

| NATIONALITY. | | Description. | WITH CARGO. | | IN BALLAST. | | TOTAL. | |
|-----------------|---|--------------|-------------|-----------|-------------|---------|--------|-----------|
| | | | No. | Tons. | No. | Tons. | No. | Tons. |
| British— | | | | | | | | |
| Australian | { | Steam | 116 | 436,682 | 5 | 9,835 | 121 | 446,517 |
| United Kingdom | { | Sail | 409 | 2,552,040 | 6 | 87 | 415 | 2,639,071 |
| Hong Kong | { | Steam | 7 | 37,432 | 26 | 97,022 | 33 | 134,454 |
| New Zealand | { | Steam | ... | ... | ... | ... | ... | ... |
| South African | { | Sail | 5 | 830 | ... | ... | 5 | 830 |
| Other British | { | Steam | 5 | 16,025 | ... | ... | 5 | 16,025 |
| Total, British | { | Steam | 541 | 3,047,476 | 31 | 106,857 | 572 | 3,154,333 |
| | | Sail | 5 | 830 | 6 | 87 | 11 | 917 |
| Foreign— | | | | | | | | |
| Chinese | { | Steam | 2 | 6,260 | 1 | 3,400 | 3 | 9,660 |
| Danish | { | Steam | 8 | 19,811 | ... | ... | 8 | 19,811 |
| Finnish | { | Steam | ... | 3,333 | ... | ... | ... | 3,333 |
| French | { | Steam | 1 | 82,188 | ... | ... | 1 | 82,188 |
| German | { | Steam | 20 | 83,347 | 1 | 3,452 | 21 | 86,799 |
| Italian | { | Steam | 15 | 39,307 | ... | ... | 15 | 39,307 |
| Japanese | { | Steam | 21 | 54,035 | 18 | 27,288 | 39 | 81,323 |
| Netherlands | { | Steam | 12 | 45,659 | ... | ... | 12 | 45,659 |
| Norwegian | { | Steam | 54 | 26,387 | 12 | 81,487 | 66 | 311,874 |
| Swedish | { | Steam | 11 | 11,203 | ... | ... | 11 | 11,203 |
| U.S. of America | { | Steam | 3 | 14,639 | ... | ... | 3 | 14,639 |
| Other Foreign | { | Steam | 3 | 11,708 | 1 | 3,154 | 4 | 14,862 |
| Total, Foreign | { | Steam | 141 | 521,053 | 37 | 77,283 | 178 | 598,336 |
| | | Sail | 6 | 830 | 6 | 87 | 12 | 917 |
| GRAND TOTAL | { | Steam | 682 | 3,568,529 | 68 | 184,140 | 750 | 3,752,669 |
| | | Sail | 5 | 830 | 6 | 87 | 11 | 917 |
| | | ... | 687 | 3,569,359 | 74 | 184,227 | 761 | 3,753,586 |

No. 20.—Summary of Shipping at Western Australian Ports, from and to Ports outside the State, during the year ended 30th June, 1987.
INWARDS.

| Nationality. | Direction. | | | | | | | | | | | | TOTAL ENTERED. | | | | | | | | | | |
|---------------------|--------------------|-----------|-----------|-----------|-----------------|-----------|-----------|-----------|---------------------|-----------|---------|-----------|----------------|-----------|-------------|-----------|---------|-----|-----------|-----|---------|-----------|-----|
| | Interstate Direct. | | | | Oversea Direct. | | | | Oversea Via States. | | | | With Cargo. | | In Ballast. | | Total. | | | | | | |
| | No. | Net Tons. | No. | Net Tons. | No. | Net Tons. | No. | Net Tons. | No. | Net Tons. | No. | Net Tons. | No. | Net Tons. | No. | Net Tons. | | | | | | | |
| Australian ... | Steam Sail | 112 | 420,572 | 6 | 15,085 | ... | ... | ... | ... | ... | ... | ... | ... | 118 | 435,607 | 6 | 87 | 118 | 435,607 | 6 | 87 | 435,607 | 87 |
| | Total | 112 | 420,572 | 6 | 15,085 | ... | ... | ... | ... | ... | ... | ... | ... | 118 | 435,607 | 6 | 87 | 118 | 435,607 | 6 | 87 | 435,607 | 87 |
| Other British | Steam Sail | 181 | 1,202,363 | 4 | 13,537 | 204 | 1,270,180 | 25 | 75,963 | ... | ... | ... | ... | 420 | 2,604,044 | 29 | 89,500 | 449 | 2,693,544 | 449 | 89,500 | 2,693,544 | 664 |
| | Total | 181 | 1,202,363 | 4 | 13,537 | 204 | 1,270,180 | 25 | 75,963 | ... | ... | ... | ... | 420 | 2,604,044 | 29 | 89,500 | 449 | 2,693,544 | 449 | 89,500 | 2,693,544 | 664 |
| Foreign ... | Steam | 57 | 231,728 | 2 | 120 | 80 | 287,724 | 28 | 37,610 | 11 | 42,439 | ... | ... | 148 | 561,891 | 30 | 37,730 | 178 | 599,621 | 178 | 37,730 | 599,621 | ... |
| | Total | 57 | 231,728 | 2 | 120 | 80 | 287,724 | 28 | 37,610 | 11 | 42,439 | ... | ... | 148 | 561,891 | 30 | 37,730 | 178 | 599,621 | 178 | 37,730 | 599,621 | ... |
| Total (all Nations) | Steam Sail | 350 | 1,854,663 | 6 | 13,657 | 290 | 1,572,939 | 53 | 113,573 | 46 | 173,940 | ... | ... | 686 | 3,601,542 | 59 | 127,930 | 745 | 3,728,772 | 745 | 127,930 | 3,728,772 | 751 |
| | Total | 354 | 1,855,327 | 12 | 15,744 | 290 | 1,572,939 | 53 | 113,573 | 46 | 173,940 | ... | ... | 690 | 3,602,206 | 65 | 127,917 | 755 | 3,729,523 | 755 | 127,917 | 3,729,523 | 755 |
| OUTWARDS. | | | | | | | | | | | | | | | | | | | | | | | |
| Australian ... | Steam Sail | 108 | 416,235 | 5 | 9,835 | 8 | 20,447 | ... | ... | ... | ... | ... | ... | 116 | 436,682 | 5 | 9,835 | 121 | 446,517 | 121 | 9,835 | 446,517 | 87 |
| | Total | 108 | 416,235 | 11 | 9,922 | 8 | 20,447 | ... | ... | ... | ... | ... | ... | 116 | 436,682 | 11 | 9,922 | 127 | 446,604 | 127 | 9,922 | 446,604 | 87 |
| Other British | Steam Sail | 158 | 1,137,495 | 10 | 36,490 | 262 | 1,446,658 | 16 | 60,532 | 5 | 26,641 | ... | ... | 425 | 2,610,794 | 26 | 97,022 | 451 | 2,707,816 | 451 | 97,022 | 2,707,816 | 830 |
| | Total | 158 | 1,137,495 | 10 | 36,490 | 262 | 1,446,658 | 16 | 60,532 | 5 | 26,641 | ... | ... | 425 | 2,610,794 | 26 | 97,022 | 451 | 2,707,816 | 451 | 97,022 | 2,707,816 | 830 |
| Foreign ... | Steam | 46 | 195,688 | 4 | 10,085 | 89 | 303,341 | 33 | 67,198 | 6 | 22,024 | ... | ... | 141 | 521,053 | 37 | 77,233 | 178 | 598,336 | 178 | 77,233 | 598,336 | ... |
| | Total | 46 | 195,688 | 4 | 10,085 | 89 | 303,341 | 33 | 67,198 | 6 | 22,024 | ... | ... | 141 | 521,053 | 37 | 77,233 | 178 | 598,336 | 178 | 77,233 | 598,336 | ... |
| Total (all Nations) | Steam Sail | 312 | 1,749,418 | 19 | 56,410 | 359 | 1,770,446 | 49 | 127,730 | 11 | 48,665 | ... | ... | 682 | 3,568,529 | 68 | 184,140 | 750 | 3,752,669 | 750 | 184,140 | 3,752,669 | 917 |
| | Total | 316 | 1,750,082 | 25 | 56,497 | 359 | 1,770,446 | 49 | 127,730 | 12 | 48,831 | ... | ... | 687 | 3,569,359 | 74 | 184,227 | 761 | 3,753,586 | 761 | 184,227 | 3,753,586 | 917 |

No. 21.—Number and Net Tonnage of Vessels entered and cleared at the several Western Australian Ports, from and to Ports outside the State, during each of the ten years ended 30th June, 1928 to 1937.

| Year ended 30th June. | Fremantle. | | | Albany. | | | Bunbury. | | | Busselton. | | | Geraldton. | | |
|-----------------------|------------|-----------|-----|----------|-----|---------|----------|--------|-----|--------------|-----|-------|------------|-------|--|
| | No. | Tons. | No. | Tons. | No. | Tons. | No. | Tons. | No. | Tons. | No. | Tons. | No. | Tons. | |
| 1928 | 609 | 3,122,032 | 68 | ENTERED. | 45 | 139,608 | 8 | 26,897 | 16 | 48,069 | | | | | |
| 1929 | 589 | 2,998,170 | 82 | 383,454 | 47 | 148,509 | 3 | 8,000 | 27 | 74,897 | | | | | |
| 1930 | 627 | 3,840,114 | 66 | 389,501 | 43 | 131,734 | 1 | 3,242 | 24 | 81,384 | | | | | |
| 1931 | 551 | 3,052,559 | 66 | 318,307 | 55 | 168,162 | 3 | 7,783 | 28 | 95,518 | | | | | |
| 1932 | 522 | 2,944,317 | 60 | 271,644 | 41 | 134,053 | 2 | 7,988 | 37 | 110,139 | | | | | |
| 1933 | 540 | 3,060,103 | 50 | 250,610 | 29 | 94,433 | 1 | 1,924 | 24 | 88,399 | | | | | |
| 1934 | 538 | 3,076,283 | 44 | 199,898 | 30 | 97,736 | 4 | 13,792 | 21 | 64,061 | | | | | |
| 1935 | 572 | 3,239,898 | 54 | 238,220 | 26 | 86,154 | 2 | 7,245 | 21 | 69,661 | | | | | |
| 1936 | 570 | 3,276,321 | 62 | 290,179 | 33 | 113,819 | 3 | 11,999 | 16 | 48,242 | | | | | |
| 1937 | 569 | 3,098,996 | 81 | 348,257 | 36 | 112,279 | 2 | 7,129 | 17 | 52,744 | | | | | |
| | | | | CLEARED. | | | | | | | | | | | |
| 1928 | 594 | 3,108,771 | 66 | 341,541 | 84 | 237,675 | 7 | 12,747 | 3 | 6,787 | | | | | |
| 1929 | 562 | 2,938,647 | 81 | 373,995 | 93 | 265,235 | 8 | 12,835 | 3 | 9,276 | | | | | |
| 1930 | 603 | 3,305,927 | 66 | 314,975 | 66 | 169,479 | 13 | 20,058 | 4 | 9,145 | | | | | |
| 1931 | 562 | 3,103,357 | 55 | 236,252 | 60 | 182,810 | 4 | 6,374 | 20 | 62,208 | | | | | |
| 1932 | 531 | 2,999,767 | 56 | 243,989 | 42 | 130,893 | 5 | 7,997 | 22 | 61,865 | | | | | |
| 1933 | 552 | 3,145,248 | 42 | 175,815 | 42 | 112,272 | 9 | 14,739 | 9 | 25,323 | | | | | |
| 1934 | 528 | 3,108,761 | 37 | 169,813 | 53 | 137,895 | 9 | 16,283 | 12 | 33,909 | | | | | |
| 1935 | 545 | 3,214,402 | 54 | 228,504 | 56 | 152,620 | 16 | 28,769 | 11 | 33,339 | | | | | |
| 1936 | 548 | 3,297,441 | 50 | 192,810 | 54 | 162,840 | 11 | 22,713 | 16 | 38,138 | | | | | |
| 1937 | 561 | 3,169,232 | 58 | 234,223 | 59 | 166,055 | 13 | 23,450 | 12 | 32,861 | | | | | |
| | | | | | | | | | | | | | | | |
| Year ended 30th June. | Broome. | | | Derby. | | | Wyndham. | | | Other Ports. | | | Total. | | |
| | No. | Tons. | No. | Tons. | No. | Tons. | No. | Tons. | No. | Tons. | No. | Tons. | No. | Tons. | |
| 1928 | 6 | 7,339 | 15 | ENTERED. | 18 | 47,251 | 7 | 13,470 | 792 | 3,795,310 | | | | | |
| 1929 | 11 | 18,277 | 6 | 27,190 | 11 | 31,530 | 7 | 13,842 | 783 | 3,688,802 | | | | | |
| 1930 | 6 | 11,818 | 12 | 22,469 | 13 | 33,453 | 6 | 12,558 | 798 | 3,955,079 | | | | | |
| 1931 | 9 | 14,586 | 9 | 18,124 | 10 | 28,587 | 11 | 30,394 | 741 | 3,687,357 | | | | | |
| 1932 | 8 | 11,960 | 10 | 19,074 | 11 | 38,893 | 10 | 29,569 | 698 | 3,555,403 | | | | | |
| 1933 | 6 | 9,994 | 11 | 21,698 | 11 | 31,353 | 13 | 36,032 | 687 | 3,549,604 | | | | | |
| 1934 | 8 | 12,605 | 14 | 27,740 | 13 | 45,900 | 11 | 26,490 | 683 | 3,564,705 | | | | | |
| 1935 | 7 | 11,613 | 18 | 33,053 | 13 | 47,033 | 11 | 24,297 | 724 | 3,757,174 | | | | | |
| 1936 | 9 | 14,101 | 15 | 24,950 | 14 | 56,847 | 10 | 21,880 | 729 | 3,627,088 | | | | | |
| 1937 | 11 | 8,570 | 15 | 31,717 | 14 | 56,227 | 10 | 13,604 | 755 | 3,729,523 | | | | | |
| | | | | CLEARED. | | | | | | | | | | | |
| 1928 | 17 | 7,497 | 19 | 34,697 | 17 | 48,158 | 5 | 8,275 | 812 | 3,806,078 | | | | | |
| 1929 | 30 | 12,623 | 9 | 59,642 | 12 | 34,490 | 1 | 9,715 | 508 | 3,671,298 | | | | | |
| 1930 | 9 | 13,868 | 12 | 28,614 | 13 | 40,238 | 10 | 30,984 | 794 | 3,992,408 | | | | | |
| 1931 | 2 | 14,886 | 16 | 10,942 | 14 | 40,438 | 12 | 29,282 | 742 | 3,682,290 | | | | | |
| 1932 | 5 | 4,040 | 19 | 29,692 | 13 | 38,956 | 7 | 33,960 | 694 | 3,950,279 | | | | | |
| 1933 | 5 | 11,644 | 7 | 11,844 | 13 | 44,566 | 6 | 22,128 | 691 | 3,963,679 | | | | | |
| 1934 | 7 | 10,641 | 14 | 14,251 | 16 | 51,708 | 12 | 24,673 | 683 | 3,967,864 | | | | | |
| 1935 | 5 | 7,128 | 8 | 13,771 | 15 | 52,248 | 9 | 48,361 | 730 | 3,776,162 | | | | | |
| 1936 | 4 | 3,430 | 19 | 30,506 | 15 | 56,137 | 17 | 30,390 | 725 | 3,831,105 | | | | | |
| 1937 | 11 | 6,869 | 13 | 26,740 | 16 | 58,646 | 13 | 35,310 | 761 | 3,753,556 | | | | | |

No. 22.—Number and Net Tonnage of Vessels, of each Nation, entered and cleared at Western Australian Ports, from and to Ports outside the State, during each of the ten years ended 30th June, 1928 to 1937.

| Year ended 30th June. | FOREIGN. | | | | | | | | | | | | Total. | | | |
|-----------------------|----------|-----------|---------|--------|---------|--------|----------|--------|------------|---------|----------|---------|----------------------|---------|-----|-----------|
| | British. | | German. | | French. | | Swedish. | | Norwegian. | | Italian. | | Other Nationalities. | | No. | Tons. |
| | No. | Tons. | No. | Tons. | No. | Tons. | No. | Tons. | No. | Tons. | No. | Tons. | No. | Tons. | | |
| ENTERED. | | | | | | | | | | | | | | | | |
| 1928 | 615 | 3,150,428 | 24 | 86,098 | 11 | 54,766 | 10 | 28,210 | 37 | 116,615 | 30 | 129,276 | 65 | 229,917 | 792 | 3,795,310 |
| 1929 | 624 | 3,116,877 | 15 | 57,689 | 13 | 60,337 | 10 | 32,074 | 40 | 128,102 | 26 | 110,705 | 55 | 133,018 | 783 | 3,688,802 |
| 1930 | 619 | 3,279,335 | 15 | 62,075 | 11 | 57,506 | 12 | 33,523 | 57 | 181,755 | 24 | 110,042 | 60 | 230,843 | 798 | 3,955,079 |
| 1931 | 545 | 2,948,731 | 17 | 75,479 | 4 | 21,979 | 14 | 41,270 | 51 | 178,672 | 23 | 129,573 | 87 | 291,723 | 741 | 3,657,357 |
| 1932 | 517 | 2,837,447 | 20 | 90,376 | ... | ... | 11 | 31,694 | 57 | 201,610 | 23 | 136,440 | 69 | 257,836 | 698 | 3,555,403 |
| 1933 | 518 | 2,880,044 | 16 | 66,575 | ... | ... | 18 | 60,648 | 55 | 206,906 | 23 | 128,925 | 57 | 207,057 | 687 | 3,549,604 |
| 1934 | 530 | 2,935,713 | 19 | 84,170 | 1 | 4,164 | 16 | 55,546 | 56 | 218,925 | 27 | 143,025 | 34 | 121,162 | 683 | 3,584,705 |
| 1935 | 583 | 3,161,897 | 18 | 72,707 | 1 | 3,200 | 16 | 57,358 | 56 | 220,299 | 24 | 143,856 | 26 | 167,857 | 724 | 3,737,174 |
| 1936 | 572 | 3,225,507 | 14 | 50,270 | 1 | 3,126 | 15 | 51,337 | 61 | 242,498 | 14 | 78,308 | 52 | 166,904 | 729 | 3,827,033 |
| 1937 | 577 | 3,129,002 | 20 | 82,188 | 1 | 3,333 | 8 | 26,337 | 60 | 224,995 | 15 | 83,347 | 74 | 179,371 | 755 | 3,729,523 |
| CLEARED. | | | | | | | | | | | | | | | | |
| 1928 | 640 | 3,106,011 | 26 | 98,087 | 9 | 47,216 | 9 | 25,499 | 39 | 121,494 | 31 | 132,685 | 58 | 215,086 | 812 | 3,806,073 |
| 1929 | 642 | 3,088,246 | 15 | 59,970 | 11 | 60,337 | 11 | 33,693 | 43 | 124,325 | 26 | 110,882 | 55 | 196,849 | 808 | 3,674,298 |
| 1930 | 630 | 3,230,575 | 15 | 62,075 | 13 | 57,506 | 12 | 33,523 | 55 | 170,131 | 24 | 110,042 | 55 | 218,621 | 794 | 3,692,476 |
| 1931 | 543 | 2,836,178 | 17 | 75,479 | 1 | 21,979 | 14 | 41,270 | 52 | 184,637 | 23 | 129,573 | 80 | 267,113 | 732 | 3,656,476 |
| 1932 | 514 | 2,817,252 | 19 | 85,102 | 4 | ... | 11 | 31,604 | 56 | 199,083 | 23 | 131,985 | 71 | 266,168 | 694 | 3,580,279 |
| 1933 | 523 | 2,895,975 | 17 | 71,840 | ... | ... | 18 | 60,668 | 54 | 201,809 | 23 | 133,639 | 55 | 199,559 | 691 | 3,563,079 |
| 1934 | 527 | 2,920,154 | 19 | 84,530 | 1 | 4,164 | 16 | 57,358 | 54 | 210,815 | 27 | 143,856 | 27 | 131,228 | 693 | 3,597,284 |
| 1935 | 591 | 3,199,037 | 17 | 70,909 | 1 | 3,200 | 16 | 56,318 | 50 | 216,630 | 23 | 130,325 | 27 | 101,628 | 703 | 3,776,162 |
| 1936 | 566 | 3,219,716 | 14 | 59,360 | 1 | 3,126 | 15 | 51,337 | 61 | 249,388 | 14 | 78,347 | 54 | 169,908 | 723 | 3,653,105 |
| 1937 | 563 | 3,155,250 | 21 | 85,120 | 1 | 3,333 | 11 | 34,875 | 57 | 214,862 | 15 | 83,347 | 73 | 176,799 | 761 | 3,753,656 |

No. 25.—Approximate Number and Tonnage of Steam Vessels entered and cleared at Western Australian Ports from and to United Kingdom and each Foreign Country, via Suez Canal, during each of the ten years ended 30th June, 1928 to 1937.

| Countries from and to which Vessels Entered and Cleared. | 1927-28. | | 1928-29. | | 1929-30. | | 1930-31. | | 1931-32. | | 1932-33. | | 1933-34. | | 1934-35. | | 1935-36. | | 1936-37. | | | |
|--|----------|-----------|----------|-----------|----------|-----------|----------|-----------|----------|-----------|----------|-----------|----------|-----------|----------|-----------|----------|---------|----------|---------|-----|-----|
| | No. | Tons. | No. | Tons. | No. | Tons. | No. | Tons. | No. | Tons. | No. | Tons. | No. | Tons. | No. | Tons. | No. | Tons. | No. | Tons. | | |
| United Kingdom ... | 82 | 650,887 | 108 | 782,273 | 110 | 878,138 | 103 | 813,874 | 97 | 791,905 | 84 | 750,001 | 79 | 740,140 | 83 | 753,980 | 77 | 735,250 | 61 | 632,337 | | |
| Do. do. ... | 136 | 897,039 | 141 | 919,770 | 151 | 1,061,166 | 138 | 965,152 | 123 | 911,757 | 122 | 937,310 | 129 | 976,434 | 144 | 1,063,644 | 89 | 794,203 | 71 | 651,434 | ... | ... |
| Germany ... | 12 | 53,532 | 11 | 48,179 | 10 | 47,392 | 9 | 40,572 | 5 | 23,801 | 3 | 14,567 | 6 | 28,187 | 7 | 83,975 | 4 | 16,556 | 8 | 35,728 | ... | ... |
| Do. do. ... | 17 | 69,027 | 18 | 74,011 | 14 | 58,365 | 16 | 73,771 | 13 | 57,533 | 12 | 52,634 | 18 | 77,995 | 16 | 60,268 | 6 | 26,652 | 3 | 11,134 | ... | ... |
| France ... | 7 | 36,373 | 7 | 37,212 | 8 | 42,369 | 4 | 21,979 | ... | ... | ... | ... | ... | ... | ... | ... | ... | ... | ... | ... | ... | |
| Do. do. ... | 5 | 24,032 | 5 | 22,855 | 5 | 22,401 | 1 | 3,722 | ... | ... | ... | ... | ... | ... | ... | ... | ... | ... | ... | ... | ... | |
| Belgium ... | ... | ... | 1 | 4,132 | 1 | 2,844 | 1 | 5,052 | ... | ... | ... | ... | ... | ... | ... | ... | ... | ... | ... | ... | ... | |
| Do. do. ... | 2 | 9,467 | 2 | 8,644 | 1 | 4,184 | 8 | 33,494 | 6 | 22,347 | 14 | 53,390 | 8 | 30,661 | 4 | 15,838 | 3 | 10,278 | ... | ... | ... | |
| Italy ... | 15 | 65,761 | 13 | 54,716 | 13 | 60,280 | 15 | 73,355 | 13 | 71,232 | 12 | 65,419 | 13 | 70,235 | 11 | 62,555 | 9 | 44,833 | 8 | 42,458 | ... | ... |
| Do. do. ... | 37 | 144,301 | 23 | 82,313 | 12 | 52,606 | 28 | 118,741 | 14 | 73,065 | 14 | 73,568 | 12 | 65,920 | 12 | 68,250 | 9 | 45,608 | 18 | 75,661 | ... | ... |
| Egypt ... | 1 | 2,745 | 2 | 6,179 | ... | ... | 3 | 10,722 | 4 | 15,301 | ... | ... | ... | ... | 1 | 3,639 | ... | ... | 5 | 15,987 | ... | ... |
| Do. do. ... | 6 | 17,612 | 5 | 13,238 | ... | ... | 9 | 27,250 | 4 | 6,552 | ... | ... | ... | ... | 1 | 4,058 | ... | ... | ... | ... | ... | |
| Sweden ... | 2 | 5,984 | 2 | 6,464 | 3 | 9,885 | 1 | 2,366 | ... | ... | ... | ... | ... | ... | ... | ... | ... | ... | ... | ... | ... | |
| Do. do. ... | 2 | 4,956 | 2 | 6,006 | 4 | 13,811 | 2 | 8,658 | 1 | 3,314 | 1 | 4,084 | 2 | 6,426 | 4 | 13,078 | ... | ... | ... | ... | ... | |
| Norway ... | 3 | 6,101 | 1 | 3,928 | 1 | 342 | 1 | 4,117 | ... | ... | ... | ... | ... | ... | 1 | 8,084 | ... | ... | ... | ... | ... | |
| Do. do. ... | 2 | 7,760 | 4 | 14,598 | 9 | 23,710 | 2 | 8,155 | ... | ... | ... | ... | ... | 9 | 35,828 | 10 | 40,408 | 3 | 12,016 | ... | ... | |
| Denmark ... | 1 | 5,342 | ... | ... | 1 | 4,223 | 1 | 2,494 | ... | ... | ... | ... | ... | 1 | 3,428 | ... | ... | ... | ... | ... | ... | |
| Do. do. ... | 1 | 2,175 | ... | ... | ... | ... | ... | ... | ... | ... | ... | ... | ... | ... | ... | ... | ... | ... | ... | ... | ... | |
| Greece ... | 1 | 2,175 | ... | ... | ... | ... | ... | ... | ... | ... | ... | ... | ... | ... | ... | ... | ... | ... | ... | ... | ... | |
| Do. do. ... | 1 | 2,175 | ... | ... | ... | ... | ... | ... | ... | ... | ... | ... | ... | ... | ... | ... | ... | ... | ... | ... | ... | |
| Netherlands ... | 6 | 22,204 | 3 | 8,794 | 3 | 13,264 | 3 | 14,250 | 4 | 19,135 | 2 | 7,936 | 2 | 8,430 | 1 | 4,046 | 2 | 8,940 | 2 | 3,682 | ... | ... |
| Do. do. ... | 6 | 22,204 | 3 | 8,794 | 3 | 13,264 | 3 | 14,250 | 4 | 19,135 | 2 | 7,936 | 2 | 8,430 | 1 | 4,046 | 2 | 8,940 | 2 | 3,682 | ... | ... |
| United States, East Coast ... | 13 | 49,563 | 14 | 52,700 | 11 | 41,422 | 2 | 7,337 | ... | ... | ... | ... | ... | ... | ... | ... | ... | ... | ... | ... | ... | |
| Do. do. ... | 13 | 49,563 | 14 | 52,700 | 11 | 41,422 | 2 | 7,337 | ... | ... | ... | ... | ... | ... | ... | ... | ... | ... | ... | ... | ... | |
| Other African Countries ... | 1 | 2,984 | ... | ... | 1 | 4,140 | ... | ... | 1 | 3,149 | ... | ... | ... | ... | ... | ... | ... | ... | ... | ... | ... | |
| Do. do. ... | 1 | 3,145 | ... | ... | ... | ... | ... | ... | ... | ... | ... | ... | ... | ... | ... | ... | ... | ... | ... | ... | ... | |
| Countries Unspecified ... | ... | ... | 9 | 22,875 | 1 | 3,149 | ... | ... | 2 | 6,822 | 1 | 3,361 | ... | ... | 1 | 3,765 | 1 | 8,154 | 2 | 4,139 | ... | ... |
| Do. do. ... | ... | ... | 9 | 22,875 | 1 | 3,149 | ... | ... | 2 | 6,822 | 1 | 3,361 | ... | ... | 1 | 3,765 | 1 | 8,154 | 2 | 4,139 | ... | ... |
| Total ... | 193 | 824,847 | 140 | 943,081 | 150 | 1,057,663 | 148 | 997,938 | 125 | 927,749 | 104 | 850,731 | 99 | 841,927 | 104 | 864,948 | 93 | 808,733 | 86 | 734,331 | ... | ... |
| ... {Entered | 228 | 1,258,123 | 226 | 1,236,704 | 211 | 1,294,256 | 213 | 1,271,915 | 172 | 1,122,528 | 172 | 1,160,174 | 181 | 1,205,192 | 192 | 1,276,650 | 113 | 898,101 | 92 | 736,229 | ... | ... |

No. 26.—Port Activity.—Number and Net Tonnage of Vessels (including Vessels trading only within the State, and Vessels calling at more than one Port) entered and cleared at each Western Australian Port during the Year ended 30th June, 1937.

ENTERED.

| Ports. | Oversea. | | | | Interstate. | | | | Local Vessels trading within the State. | | Total. | |
|------------------|-----------------------------|--------|-------------------------------|-----------|-----------------------------|---------|-------------------------------|-----------|---|---------|--------|-----------|
| | Via Ports within the State. | | From Ports outside the State. | | Via Ports within the State. | | From Ports outside the State. | | No. | Tons. | No. | Tons. |
| | No. | Tons. | No. | Tons. | No. | Tons. | No. | Tons. | | | | |
| Fremantle ... | 34 | 87,824 | 317 | 1,668,769 | 53 | 231,343 | 252 | 1,430,227 | 67 | 94,039 | 723 | 3,512,202 |
| Albany ... | ... | ... | 9 | 24,655 | 4 | 6,544 | 72 | 323,602 | 42 | 118,213 | 127 | 473,014 |
| Broome ... | 10 | 18,932 | 4 | 8,426 | 7 | 15,967 | 7 | 144 | 38 | 77,318 | 66 | 120,787 |
| Bunbury ... | 20 | 63,490 | 18 | 52,894 | 14 | 29,966 | 18 | 59,385 | 26 | 26,786 | 96 | 232,521 |
| Busselton ... | ... | ... | 2 | 7,129 | 1 | 2,593 | ... | ... | 34 | 48,365 | 37 | 58,087 |
| Carnarvon ... | 17 | 32,269 | 7 | 8,028 | 8 | 18,248 | ... | ... | 91 | 151,330 | 123 | 209,875 |
| Cossack ... | 12 | 23,435 | 1 | 1,800 | 8 | 18,248 | ... | ... | 67 | 109,565 | 88 | 153,048 |
| Derby ... | 2 | 2,419 | 15 | 31,717 | 8 | 18,248 | ... | ... | 38 | 86,467 | 63 | 138,851 |
| Esperance ... | 3 | 12,961 | 1 | 3,336 | ... | ... | 1 | 440 | 12 | 5,280 | 17 | 22,017 |
| Geraldton ... | 10 | 23,834 | 14 | 46,885 | 12 | 25,927 | 3 | 5,859 | 69 | 124,001 | 108 | 226,506 |
| Onslow ... | 14 | 26,773 | ... | ... | 5 | 11,405 | ... | ... | 62 | 105,332 | 81 | 143,510 |
| Port Hedland ... | 14 | 26,870 | ... | ... | 7 | 15,967 | ... | ... | 57 | 94,853 | 78 | 137,690 |
| Wyndham ... | 2 | 2,419 | 1 | 6,813 | ... | ... | 13 | 49,414 | 10 | 22,810 | 26 | 81,456 |

CLEARED.

| Ports. | Oversea. | | | | Interstate. | | | | Local Vessels trading within the State. | | Total. | |
|------------------|-----------------------------|--------|------------------------------|-----------|-----------------------------|---------|------------------------------|-----------|---|---------|--------|-----------|
| | Via Ports within the State. | | For Ports outside the State. | | Via Ports within the State. | | For Ports outside the State. | | No. | Tons. | No. | Tons. |
| | No. | Tons. | No. | Tons. | No. | Tons. | No. | Tons. | | | | |
| Fremantle ... | 36 | 76,112 | 291 | 1,541,912 | 50 | 145,130 | 270 | 1,626,320 | 74 | 120,229 | 721 | 3,509,703 |
| Albany ... | 15 | 60,327 | 34 | 131,168 | 2 | 11,561 | 24 | 103,055 | 52 | 164,952 | 127 | 471,063 |
| Broome ... | 12 | 22,532 | 5 | 6,782 | 7 | 15,967 | 6 | 87 | 36 | 75,419 | 66 | 120,787 |
| Bunbury ... | 10 | 28,167 | 43 | 136,031 | 14 | 25,072 | 16 | 30,024 | 15 | 21,762 | 98 | 241,056 |
| Busselton ... | 3 | 9,965 | ... | ... | 10 | 19,656 | 13 | 23,450 | 11 | 4,840 | 37 | 57,911 |
| Carnarvon ... | 23 | 45,004 | 9 | 9,485 | 8 | 18,248 | ... | ... | 83 | 137,138 | 123 | 209,875 |
| Cossack ... | 15 | 29,532 | 2 | 5,412 | 8 | 18,248 | ... | ... | 61 | 99,694 | 86 | 152,886 |
| Derby ... | 1 | 1,201 | 13 | 26,740 | 9 | 19,466 | ... | ... | 40 | 91,444 | 63 | 138,851 |
| Esperance ... | 1 | 3,336 | 3 | 12,961 | ... | ... | 1 | 440 | 12 | 5,280 | 17 | 22,017 |
| Geraldton ... | 29 | 61,786 | 10 | 29,044 | 9 | 20,529 | 2 | 4,817 | 58 | 111,330 | 108 | 227,506 |
| Onslow ... | 14 | 29,594 | 1 | 1,800 | 8 | 17,185 | ... | ... | 58 | 94,931 | 81 | 143,510 |
| Port Hedland ... | 15 | 29,441 | 2 | 5,412 | 9 | 19,449 | ... | ... | 52 | 83,388 | 78 | 137,690 |
| Wyndham ... | ... | ... | 7 | 40,260 | ... | ... | 9 | 18,386 | 10 | 22,810 | 26 | 81,456 |

No. 27.—Tonnage of Cargo Discharged and Shipped at Western Australian Ports during the Year ended 30th June, 1937.

| Port. | Discharged. | | | Shipped. | | | Total. | | |
|---------------|-------------|-------------|----------|----------|-------------|----------|-----------|-------------|----------|
| | Oversea. | Interstate. | Coastal. | Oversea. | Interstate. | Coastal. | Oversea. | Interstate. | Coastal. |
| Fremantle ... | 540,974 | 361,622 | 29,706 | 382,799 | 45,412 | 38,925 | 923,773 | 407,034 | 68,631 |
| Albany ... | 671 | 7,872 | 2,903 | 46,208 | 3,247 | 503 | 46,879 | 11,119 | 3,406 |
| Bunbury ... | 41,433 | 1,220 | 727 | 145,836 | 29,054 | ... | 187,269 | 30,274 | 6,727 |
| Geraldton ... | 39,020 | 11,198 | 5,131 | 52,208 | 3 | 1,041 | 91,223 | 11,201 | 7,172 |
| Other ... | 18,490 | 831 | 32,315 | 16,176 | 14,107 | 28,106 | 34,666 | 14,938 | 60,421 |
| Total ... | 640,588 | 382,743 | 70,782 | 643,222 | 91,823 | 68,575 | 1,283,810 | 474,566 | 139,357 |

No. 28.—Number and Net Tonnage of Steam (Including Oil), and Sailing Vessels on the Register of the State of Western Australia on 31st December, 1936; of those added to or struck off during 1937; and of those remaining on the Register on 31st December, 1937.

| Details | Steam. (including Oil). | | Sailing. | | Total. | |
|--|-------------------------|-------|----------|-------|--------|--------|
| | No. | Tons. | No. | Tons. | No. | Tons. |
| Upon the Register, 31st December, 1936 ... | 68 | 6,553 | 304 | 8,717 | 372 | 15,270 |
| Details of Vessels added— | | | | | | |
| Vessels registered for first time ... | ... | ... | ... | ... | ... | ... |
| Vessels transferred from other parts of | | | | | | |
| British Empire ... | ... | ... | ... | ... | ... | ... |
| Vessels registered <i>de novo</i> ... | ... | ... | 6 | 118 | 6 | 118 |
| Alteration in tonnage ... | ... | ... | ... | ... | ... | ... |
| Total, Vessels ... | 68 | 6,553 | 310 | 8,835 | 378 | 15,388 |
| Details of Vessels struck off— | | | | | | |
| Vessels wrecked or otherwise missing, etc. | ... | ... | 2 | 52 | 2 | 52 |
| Alteration in tonnage (minus) ... | ... | ... | ... | ... | ... | ... |
| Sold to Foreigners ... | ... | ... | ... | ... | ... | ... |
| Registered <i>de novo</i> ... | ... | ... | 6 | 125 | 6 | 125 |
| Total remaining on Register on 31st December, 1937 ... | 68 | 6,553 | 302 | 8,658 | 370 | 15,211 |

No. 29.—Vessels remaining on the Western Australian Register on the 31st December in each of the ten years, 1928 to 1937.

| Year. | Steam. (including Oil.) | | Sailing. | | Total. | |
|-------------|----------------------------|---------------|----------|---------------|--------|---------------|
| | No. | Tons. Net. | No. | Tons. Net. | No. | Tons. Net. |
| 1928 | 54 | 6,664 | 333 | 10,847 | 387 | 17,511 |
| 1929 | 57 | 6,697 | 327 | 10,774 | 384 | 17,471 |
| 1930 | 60 | 6,716 | 324 | 10,795 | 384 | 17,511 |
| 1931 | 59 | 6,424 | 322 | 9,254 | 381 | 15,678 |
| 1932 | 65 | 6,509 | 312 | 8,980 | 377 | 15,489 |
| 1933 | 66 | 6,524 | 310 | 8,963 | 376 | 15,487 |
| 1934 | 67 | 6,548 | 312 | 8,955 | 379 | 15,503 |
| 1935 | 68 | 6,553 | 308 | 8,835 | 376 | 15,388 |
| 1936 | 68 | 6,553 | 304 | 8,717 | 372 | 15,270 |
| 1937 | 68 | 6,553 | 302 | 8,658 | 370 | 15,211 |

No. 30.—Material used in Construction of the Vessels on the Register on 31st December, 1937.

| Port where registered. | Wood. | | Iron. | | Steel. | | Composite. | | Total. | |
|------------------------|-------|----------------------|-------|----------------------|--------|----------------------|------------|----------------------|--------|----------------------|
| | No. | Net Ton- nage. | No. | Net Ton- nage. | No. | Net Ton- nage. | No. | Net Ton- nage. | No. | Net Ton- nage. |
| Fremantle | 358 | 5,387 | 5 | 5,275 | 6 | 4,539 | 1 | 10 | 370 | 15,211 |

No. 31.—Return showing Number and Net Tonnage of Vessels of Western Australian construction registered in the State during each of the ten Years 1928 to 1937.

(Only initial registration included.)

| Year. | Motor. | | Steam. | | Sailing. | | Total. | |
|-------------|--------|-----------------|--------|-----------------|----------|-----------------|--------|-----------------|
| | No. | Net Tonnage. | No. | Net Tonnage. | No. | Net Tonnage. | No. | Net Tonnage. |
| 1928 | 1 | 8 | ... | ... | 1 | 15 | 2 | 23 |
| 1929 | 1 | 5 | ... | ... | ... | ... | 1 | 5 |
| 1930 | 3 | 19 | ... | ... | 1 | 14 | 4 | 33 |
| 1931 | ... | ... | ... | ... | 1 | 14 | 1 | 14 |
| 1932 | ... | ... | ... | ... | 1 | 9 | 1 | 9 |
| 1933 | 1 | 15 | ... | ... | 2 | 23 | 3 | 38 |
| 1934 | 1 | 8 | ... | ... | 4 | 41 | 5 | 49 |
| 1935 | ... | ... | ... | ... | 1 | 14 | 1 | 14 |
| 1936 | ... | ... | ... | ... | 1 | 11 | 1 | 11 |
| 1937 | ... | ... | ... | ... | ... | ... | ... | ... |

No. 32.—Wrecks and other Casualties to Shipping within the Jurisdiction of Western Australia during each of the ten Years 1928 to 1937.

| Year. | VESSELS. | | | | | | | |
|-------------|-------------------|------------------------------|-------------------------------|-------------------------------|-----------------------------|-----------------------------|-------------------|----------------|
| | Under 50 tons. | 50 and under 100 tons. | 100 and under 200 tons. | 200 and under 500 tons. | 500 tons and upwards. | Total No. of Vessels. | Total Tonnage. | Lives lost. |
| 1928 | No. 6 | No. ... | No. ... | No. ... | No. 2 | No. 8 | Tons. 9,804 | No. ... |
| 1929 | 1 | ... | ... | ... | ... | 1 | 12 | ... |
| 1930 | ... | ... | ... | ... | ... | ... | ... | ... |
| 1931 | ... | ... | ... | ... | ... | ... | ... | ... |
| 1932 | ... | ... | ... | ... | ... | ... | ... | ... |
| 1933 | 2 | ... | ... | ... | ... | 2 | 20 | ... |
| 1934 | 2 | 1 | ... | ... | ... | 3 | 111 | ... |
| 1935 | 4 | 1 | ... | ... | ... | 5 | 134 | ... |
| 1936 | 4 | 1 | ... | ... | ... | 5 | 130 | ... |
| 1937 | 2 | ... | ... | ... | ... | 2 | 52 | ... |

No. 33.—Seamen Engaged and Discharged during the year ended 30th June, 1937.

| Port. | Seamen engaged by and discharged from— | | | | | | | | |
|--------------------------------|--|--------------|--------|------------------------|--------------|--------|-----------|--------------|--------|
| | Commonwealth of Australia Vessels. (a) | | | Other British Vessels. | | | Total. | | |
| | En-gaged. | Dis-charged. | Total. | En-gaged. | Dis-charged. | Total. | En-gaged. | Dis-charged. | Total. |
| Fremantle | 798 | 841 | 1,639 | 182 | 160 | 342 | 980 | 1,001 | 1,981 |
| Albany | ... | 1 | 1 | 7 | 12 | 19 | 7 | 13 | 20 |
| Broome (Pearling) | ... | 2 | 2 | ... | ... | ... | ... | 2 | 2 |
| Bunbury | 26 | 5 | 31 | 33 | 15 | 48 | 59 | 20 | 79 |
| Russellton | ... | 1 | 1 | ... | ... | ... | ... | 1 | 1 |
| Carnarvon | ... | 1 | 1 | 1 | 1 | 2 | 1 | 2 | 3 |
| Cossack (Pearling) | 17 | 16 | 33 | ... | ... | ... | 17 | 16 | 33 |
| Derby | ... | ... | ... | 1 | 4 | 5 | 1 | 4 | 5 |
| Esperance... .. | ... | ... | ... | ... | ... | ... | ... | ... | ... |
| (Geraldton | 4 | 5 | 9 | 14 | 9 | 23 | 18 | 14 | 32 |
| Onslow | ... | ... | ... | ... | ... | ... | ... | ... | ... |
| Port Hedland (Pearling) | ... | ... | ... | 2 | 2 | 4 | 2 | 2 | 4 |
| Wyndham | ... | ... | ... | ... | ... | ... | ... | ... | ... |
| Total | 845 | 872 | 1,717 | 240 | 203 | 443 | 1,085 | 1,075 | 2,160 |

(a) Includes vessels trading only within the State.

No. 34.—Particulars of Working of Ferries during the undermentioned periods.

| Year ended 30th June. | Boats in Service. | | | Pas-sen-ger Accom-moda-tion. | Pas-sen-gers carried. | Mileage of Boats. | Capital Cost. | Re-venue. | Work-ing Ex-penses. | Employees. | | Accidents. | |
|----------------------------------|-------------------|--------|--------|------------------------------|-----------------------|-------------------|---------------|-----------|---------------------|------------------|--------------|------------|-----------|
| | Steam. | Other. | Total. | | | | | | | Sala-ried Staff. | Wages Staff. | Killed. | In-jured. |
| " A " GOVERNMENT FERRIES. | | | | | | | | | | | | | |
| 1928 ... | No. 1 | No. 2 | No. 3 | No. 643 | No. 1,051,523 | Miles. 31,612 | £ 12,757 | £ 10,763 | £ 13,333 | No. ... | No. 18 | No. ... | No. ... |
| 1929 ... | 1 | 2 | 3 | 643 | 1,071,452 | 31,596 | 12,757 | 10,594 | 19,627 | ... | 16 | ... | ... |
| 1930 ... | 1 | 2 | 3 | 643 | 1,091,408 | 32,025 | 13,025 | 10,318 | 10,023 | ... | 18 | ... | ... |
| 1931 ... | 1 | 2 | 3 | 642 | 966,455 | 32,701 | 11,980 | 9,077 | 10,532 | ... | 18 | ... | ... |
| 1932 ... | 1 | 2 | 3 | 642 | 888,860 | 34,185 | 11,980 | 8,475 | 17,516 | ... | 17 | ... | ... |
| 1933 ... | 1 | 2 | 3 | 642 | 895,187 | 34,008 | 9,893 | 8,488 | 7,191 | ... | 17 | ... | 1 |
| 1934 ... | 1 | 2 | 3 | 642 | 904,415 | 34,223 | 9,666 | 8,639 | 7,581 | 1 | 15 | ... | 4 |
| 1935 ... | 1 | 2 | 3 | 642 | 903,201 | 34,277 | 6,726 | 8,801 | 8,323 | 3 | 13 | ... | 1 |
| 1936 ... | 1 | 2 | 3 | 642 | 898,966 | 34,449 | 5,982 | 8,502 | 7,354 | 3 | 13 | ... | 1 |
| 1937 ... | 1 | 2 | 3 | 642 | 858,138 | 34,693 | 5,542 | 8,452 | 8,642 | 3 | 13 | ... | ... |
| " B " PRIVATE FERRIES.* | | | | | | | | | | | | | |
| 1928 ... | ... | 8 | 8 | 817 | 351,000 | 63,000 | 5,832 | 6,652 | 6,069 | 3 | 13 | ... | 1 |
| 1929 ... | ... | 9 | 9 | 1,045 | 385,000 | 64,000 | 8,219 | 6,933 | 6,311 | 3 | 13 | ... | ... |
| 1930 ... | ... | 9 | 9 | 1,045 | 403,440 | 62,000 | 8,300 | 6,883 | 6,265 | 3 | 13 | ... | ... |
| 1931 ... | ... | 8 | 8 | 980 | 250,000 | 45,000 | 7,074 | 4,532 | 4,550 | 2 | 12 | ... | ... |
| 1932 ... | ... | 8 | 8 | 917 | 240,000 | 43,000 | 6,649 | 4,054 | 4,018 | 1 | 9 | ... | ... |
| 1933 ... | ... | 8 | 8 | 979 | 245,000 | 48,790 | 6,357 | 3,995 | 3,651 | 2 | 10 | ... | ... |
| 1934 ... | ... | 8 | 8 | 979 | 252,200 | 49,700 | 6,374 | 4,120 | 3,321 | 2 | 10 | ... | ... |
| 1935 ... | ... | 7 | 7 | 696 | 251,350 | 45,190 | 5,566 | 3,974 | 3,539 | 2 | 10 | ... | ... |
| 1936 ... | ... | 3 | 3 | 238 | 250,000 | 41,975 | 2,500 | 2,887 | 2,100 | ... | 8 | ... | ... |
| 1937 ... | ... | 3 | 3 | 238 | 353,200 | 41,975 | 2,720 | 3,007 | 2,375 | ... | 8 | ... | ... |

* Figures for years prior to 1936 include boats used for pleasure cruises, etc.

No. 35.—Transactions of the Fremantle Harbour Trust and Bunbury Harbour Board during the undermentioned Periods.

NOTE.—The expenditure bases of the two Corporations are not the same. The Fremantle Harbour Trust employs all labour engaged in handling cargo on the wharves, whereas in the case of the Bunbury Harbour Board, general cargo is handled by the Railway Department for and on behalf of the Board, and bulk cargo by the Stevedores, and no revenue (other than wharfage) is derived therefrom or expenditure thereon incurred.

| | Fremantle Harbour Trust. | | | | | Bunbury Harbour Board. | | | | | | |
|--|--------------------------|-------------|-------------|-------------|-------------|------------------------|-------------|--------------|--------------|--------------|--------------|--------------|
| | 1927-28. | 1932-33. | 1933-34. | 1934-35. | 1935-36. | 1936-37. | 1927-28. | 1932-33. | 1933-34. | 1934-35. | 1935-36. | 1936-37. |
| Total amount debited to Loan Capital | £ 2,444,235 | £ 2,611,022 | £ 2,702,697 | £ 2,800,902 | £ 2,900,955 | £ 2,857,278 | £ 452,385 | £ 445,074 | £ 483,334 | £ 527,822 | £ 587,052 | £ 609,928 |
| Interest paid during year | 37,537 | 115,942 | 119,010 | 123,595 | 128,506 | 139,279 | 20,691 | 20,628 | 22,491 | 24,765 | 24,765 | 27,724 |
| Sinking Fund (Contributions to State Fund) paid during year | 23,171 | 10,274 | 10,581 | 11,040 | 11,531 | 12,031 | 33,267 | 19,737 | 18,264 | 20,155 | 21,799 | 22,488 |
| Gross Earnings | 535,903 | 398,534 | 385,239 | 431,047 | 442,818 | 472,855 | 26,486 | 14,750 | 17,480 | 17,437 | 17,703 | 13,503 |
| Working Expenses | 271,598 | 161,463 | 163,936 | 186,294 | 204,529 | 221,157 | 7,791 | 3,464 | 3,708 | 4,189 | 4,523 | 4,753 |
| Disbursements as Salaries and Wages | 243,670 | 135,415 | 138,532 | 155,443 | 168,359 | 183,521 | 7,791 | 3,464 | 3,708 | 4,189 | 4,523 | 4,753 |
| Surplus Cash paid to Treasury | 133,850 | 104,879 | 87,262 | 102,051 | 91,269 | 87,118 | 6,781 | 4,987 | 784 | 2,718 | 4,096 | 9,016 |
| Surplus Earnings over Working Expenses | £ 263,905 | £ 237,071 | £ 221,303 | £ 244,753 | £ 238,259 | £ 251,698 | £ 6,781 | £ 4,987 | £ 784 | £ 2,718 | £ 4,096 | £ 9,016 |
| Surplus of Earnings over Working Expenses and Interest and Sinking Fund | £ 143,197 | £ 110,855 | £ 91,712 | £ 110,118 | £ 98,252 | £ 100,388 | £ 79,62 | £ 74,73 | £ 95,70 | £ 86,50 | £ 81,21 | £ 60,00 |
| Percentage of Working Expenses to Earnings | % 50.7 | % 40.5 | % 42.5 | % 43.2 | % 46.2 | % 46.8 | % 1.49 | % 1.12 | % 0.16 | % 0.51 | % 0.69 | % 1.40 |
| Percentage of Surplus to Capital | % 10.8 | % 9.0 | % 8.1 | % 8.6 | % 8.1 | % 8.7 | % 20.49 | % 25.55 | % 19.49 | % 18.60 | % 22.55 | % 20.85 |
| Earnings per ton of Cargo | Pence 76.5 | Pence 65.9 | Pence 73.5 | Pence 72.6 | Pence 79.4 | Pence 81.4 | Pence 16.00 | Pence 19.14 | Pence 18.60 | Pence 16.15 | Pence 18.32 | Pence 12.50 |
| Working Expenses per ton of Cargo | Pence 38.8 | Pence 26.7 | Pence 31.3 | Pence 31.4 | Pence 36.7 | Pence 38.0 | Pence 6.786 | Pence 32,644 | Pence 29,850 | Pence 25,119 | Pence 37,867 | Pence 43,384 |
| Cargo tonnage inwards | 840,319 | 693,828 | 600,795 | 747,268 | 817,917 | 915,680 | 6,786 | 32,644 | 29,850 | 25,119 | 37,867 | 43,384 |
| Live Stock inwards | 35,333 | 81,598 | 102,530 | 75,288 | 46,780 | 36,005 | 382,727 | 152,232 | 194,986 | 233,970 | 194,040 | 215,343 |
| Cargo tonnage outwards (including Bunkers) | 839,281 | 894,204 | 728,926 | 850,187 | 659,246 | 600,212 | 382,727 | 152,232 | 194,986 | 233,970 | 194,040 | 215,343 |
| Live Stock outwards | 10,173 | 7,154 | 9,225 | 7,142 | 2,680 | 16,061 | 33,50 | 24,80 | 39,80 | 39,20 | 36,31 | 36,55 |
| Percentage of Earnings paid by Shipowners | % 29.4 | % 28.2 | % 25.1 | % 24.7 | % 24.7 | % 24.7 | % 33.50 | % 24.80 | % 39.80 | % 39.20 | % 36.31 | % 36.55 |
| Percentage of Earnings paid by Cargo owners | % 69.8 | % 70.3 | % 72.9 | % 73.6 | % 73.9 | % 74.7 | % 66.50 | % 75.20 | % 60.20 | % 60.80 | % 63.69 | % 63.45 |
| Percentage of Earnings paid by Miscellaneous Services | % 0.8 | % 1.5 | % 1.6 | % 1.3 | % 1.4 | % 1.2 | % 66.50 | % 75.20 | % 60.20 | % 60.80 | % 63.69 | % 63.45 |
| Vessels using the Port | 751 | 698 | 677 | 735 | 722 | 732 | 136 | 81 | 92 | 92 | 100 | 96 |
| Net Register Tonnage of Vessels | 3,448,535 | 3,486,278 | 3,410,652 | 3,082,525 | 3,646,551 | 3,505,469 | 327,223 | 185,960 | 214,253 | 223,601 | 254,998 | 232,043 |
| Average Net Register of Vessels | 4,592 | 4,995 | 5,038 | 5,010 | 5,051 | 4,789 | 2,405 | 2,296 | 2,329 | 2,430 | 2,549 | 2,417 |
| Length of Wharf Berth Accommodation available | 10,069 | 9,664* | 9,664* | 9,664* | 9,664* | 9,629* | 5,500 | 5,500 | 5,500 | 5,500 | 5,500 | 3,700† |
| Average Earnings in Tonnage Rates (including Surtax) per foot of Wharf Accommodation | 1,714 | 1,452 | 1,180 | 1,270 | 1,242 | 1,148 | 335 | 185 | 231 | 256 | 353 | 346 |

* Owing to the Re-organisation and Reconstruction of Victoria Quay and the North Wharf, 465 feet of Wharf Berth Accommodation was not available during the years 1931-32 to 1934-35, and 500 feet since.

† In accordance with the Financial Agreement between the Federal and State Governments an adjustment of Capital and Sinking Fund Accounts of the Fremantle Harbour Trust took place in 1929-30, and 1936-37, and in those of the Bunbury Harbour Board during 1931-32.

‡ Effective berthing accommodation reduced owing to lower draught available.

III.—RAILWAYS, TRAMWAYS, AND MOTOR OMNIBUS SERVICES,
GOVERNMENT RAILWAYS.

No. 36.—Summary of Lines open for General and Passenger Traffic, 30th June, 1937.

| Year ended 30th June. | Miles. (Route.) | | Main Line. | | (Track.) | | Slidings. | | | | | | | | | | | | |
|-----------------------|---------------------------------|---------------------------------------|------------|-----------|------------|-----------|-----------|---------|----------|--------|----------|-----------|-------|-----|--------|---------|-----|--------|--|
| | Average worked during the year. | Open at the end of the year. | Miles. | Chains. | Miles. | Chains. | Miles. | Chains. | | | | | | | | | | | |
| | | | | | | | | | (Route.) | | (Track.) | | | | | | | | |
| 1928 | 3,971 | 3,977 | 5,900,888 | 7,568,425 | 16,082,536 | 3,697,648 | 401 | 476 | 2 | 10,830 | 11,709 | 2,910,811 | 75.45 | 733 | 118.89 | 947,240 | 239 | 38.52 | |
| 1929 | 3,993 | 4,079 | 5,984,139 | 7,657,504 | 14,904,917 | 3,670,147 | 406 | 487 | 2 | 11,004 | 11,899 | 3,055,446 | 80.41 | 765 | 122.54 | 744,318 | 186 | 29.85 | |
| 1930 | 4,109 | 4,111 | 5,898,282 | 7,514,367 | 14,175,175 | 3,590,188 | 413 | 487 | 2 | 11,032 | 11,934 | 3,059,203 | 85.07 | 758 | 126.66 | 546,308 | 231 | 22.93 | |
| 1931 | 4,123 | 4,181 | 5,649,090 | 7,004,416 | 11,702,741 | 3,153,525 | 422 | 489 | 3 | 11,234 | 12,148 | 2,610,839 | 81.62 | 683 | 112.92 | 588,074 | 143 | 25.43 | |
| 1932 | 4,214 | 4,235 | 5,293,612 | 6,543,800 | 10,394,311 | 2,847,568 | 422 | 489 | 3 | 11,231 | 12,145 | 2,922,385 | 72.66 | 504 | 97.93 | 799,104 | 327 | 190.86 | |
| 1933 | 4,278 | 4,338 | 5,410,804 | 6,813,957 | 11,732,391 | 2,840,277 | 422 | 489 | 3 | 11,240 | 12,154 | 2,935,140 | 72.02 | 494 | 93.66 | 820,552 | 192 | 36.40 | |
| 1934 | 4,351 | 4,360 | 5,522,276 | 7,011,193 | 12,103,104 | 2,665,947 | 422 | 489 | 3 | 11,263 | 12,176 | 2,186,506 | 74.90 | 503 | 95.02 | 735,809 | 287 | 81.85 | |
| 1935 | 4,359 | 4,359 | 6,024,887 | 7,636,062 | 12,876,378 | 2,905,481 | 422 | 485 | 4 | 11,165 | 11,977 | 2,382,744 | 71.95 | 547 | 94.92 | 929,095 | 213 | 37.01 | |
| 1936 | 4,358 | 4,358 | 6,258,437 | 7,892,493 | 12,421,527 | 2,908,048 | 422 | 485 | 4 | 11,080 | 11,979 | 2,458,117 | 72.20 | 571 | 95.42 | 958,044 | 220 | 36.73 | |
| 1937 | 4,357 | 4,357 | 6,235,741 | 7,927,074 | 12,706,583 | 2,798,448 | 419 | 431 | 4 | 11,060 | 11,964 | 3,462,037 | 75.08 | 601 | 100.84 | 841,944 | 104 | 32.41 | |
| | | Total Mileage open on 30th June, 1937 | | 4,357 | | 0 | | 444 | | 4 | | 4,450 | | 0 | | 444 | | 76 | |

(e) This Line was not worked during the year.

No. 37.—Traffic, Rolling Stock, Revenue, and Expenditure for each of the Ten Years ended 30th June, 1928 to 1937.

| Year ended 30th June. | Miles. (Route.) | Traffic. | | | Rolling Stock. | | | Earnings.* | | | Working Expenses.* | | | Surplus Earnings over Working Expenses † | | | | |
|-----------------------|-----------------|----------------|-----------------|---------------------|-------------------------------|--------------|-----------|------------------------|--------|-------------|--------------------|-----------------|--------|--|-------------------|-----------------|-----|--------|
| | | Train Mileage. | Engine Mileage. | Passengers carried. | Goods and live stock carried. | Locomotives. | Coaching. | Wagons and Brake vans. | Total. | Per amount. | Per average mile. | Per train mile. | Total. | Per cent. of earnings. | Per average mile. | Per train mile. | | |
| 1928 | 3,971 | 5,900,888 | 7,568,425 | 16,082,536 | 3,697,648 | 401 | 476 | 2 | 10,830 | 11,709 | 3,858,051 | 972 | 156.91 | 733 | 118.89 | 947,240 | 239 | 38.52 |
| 1929 | 3,993 | 5,984,139 | 7,657,504 | 14,904,917 | 3,670,147 | 406 | 487 | 2 | 11,004 | 11,899 | 3,799,764 | 951 | 152.39 | 765 | 122.54 | 744,318 | 186 | 29.85 |
| 1930 | 4,109 | 5,898,282 | 7,514,367 | 14,175,175 | 3,590,188 | 413 | 487 | 2 | 11,032 | 11,934 | 3,659,203 | 891 | 148.89 | 758 | 126.66 | 546,308 | 231 | 22.93 |
| 1931 | 4,123 | 5,649,090 | 7,004,416 | 11,702,741 | 3,153,525 | 422 | 489 | 3 | 11,234 | 12,148 | 3,198,918 | 776 | 134.75 | 683 | 112.92 | 588,074 | 143 | 25.43 |
| 1932 | 4,214 | 5,293,612 | 6,543,800 | 10,394,311 | 2,847,568 | 422 | 489 | 3 | 11,231 | 12,145 | 2,922,385 | 694 | 134.79 | 504 | 97.93 | 799,104 | 327 | 190.86 |
| 1933 | 4,278 | 5,410,804 | 6,813,957 | 11,732,391 | 2,840,277 | 422 | 489 | 3 | 11,240 | 12,154 | 2,935,140 | 686 | 130.06 | 494 | 93.66 | 820,552 | 192 | 36.40 |
| 1934 | 4,351 | 5,522,276 | 7,011,193 | 12,103,104 | 2,665,947 | 422 | 489 | 3 | 11,263 | 12,176 | 3,919,315 | 671 | 126.87 | 503 | 95.02 | 735,809 | 287 | 81.85 |
| 1935 | 4,359 | 6,024,887 | 7,636,062 | 12,876,378 | 2,905,481 | 422 | 485 | 4 | 11,165 | 11,977 | 3,311,839 | 701 | 131.93 | 547 | 94.92 | 929,095 | 213 | 37.01 |
| 1936 | 4,358 | 6,258,437 | 7,892,493 | 12,421,527 | 2,908,048 | 422 | 485 | 4 | 11,080 | 11,979 | 3,446,116 | 791 | 132.15 | 571 | 95.42 | 958,044 | 220 | 36.73 |
| 1937 | 4,357 | 6,235,741 | 7,927,074 | 12,706,583 | 2,798,448 | 419 | 431 | 4 | 11,060 | 11,964 | 3,462,037 | 795 | 133.25 | 601 | 100.84 | 841,944 | 104 | 32.41 |

* The Departmental Totals of Revenue and Expenditure are not identical with the Treasury Amounts published under corresponding headings in Part II, "Public Finance." The figures supplied by the Treasury represent the actual amounts received and expended within the period under review, whilst the Departmental Returns include all amounts directly relating to that period, although not all collected or paid. † For net Financial Results, see Table No. 41.

No. 38.—Details of Working Expenses for each of the Ten Years ended 30th June, 1928 to 1937.

| Year ended 30th June. | Miles worked. | Maintenance, including Signals and Interlocking Expenses. | | | Locomotive, Carriage, and Wagon Charges. | | | Traffic Charges. | | | General Charges, including "Compensation." | | | Total Working Expenses. | | |
|-----------------------|---------------|---|------------------|-----------------|--|------------------|-----------------|------------------|------------------|-----------------|--|------------------|-----------------|-------------------------|------------------|-----------------|
| | | Amount. | Per mile worked. | Per train mile. | Amount. | Per mile worked. | Per train mile. | Amount. | Per mile worked. | Per train mile. | Amount. | Per mile worked. | Per train mile. | Amount. | Per mile worked. | Per train mile. |
| | | | | | | | | | | | | | | | | |
| 1928 | 3,971 | 731,860 | 184 | 29.77 | 1,306,504 | 329 | 53.14 | 773,806 | 195 | 31.47 | 98,641 | 25 | 2,910,811 | 733 | 118.39 | |
| 1929 | 3,993 | 748,123 | 187 | 30.00 | 1,381,160 | 346 | 55.39 | 803,016 | 201 | 32.21 | 123,147 | 31 | 3,055,446 | 766 | 122.54 | |
| 1930 | 4,109 | 806,784 | 195 | 32.58 | 1,398,160 | 333 | 55.67 | 819,671 | 200 | 33.35 | 124,280 | 30 | 3,112,895 | 758 | 126.66 | |
| 1931 | 4,123 | 576,723 | 140 | 24.94 | 1,218,580 | 296 | 45.71 | 698,463 | 169 | 30.21 | 117,073 | 28 | 2,610,839 | 633 | 112.92 | |
| 1932 | 4,214 | 470,544 | 112 | 21.70 | 978,698 | 232 | 42.62 | 572,101 | 136 | 26.39 | 101,838 | 24 | 2,123,281 | 504 | 97.93 | |
| 1933 | 4,278 | 493,968 | 116 | 21.91 | 960,993 | 225 | 42.62 | 562,000 | 131 | 24.98 | 94,627 | 22 | 2,111,588 | 494 | 93.66 | |
| 1934 | 4,351 | 553,907 | 127 | 22.03 | 936,702 | 220 | 43.34 | 577,980 | 133 | 25.12 | 98,917 | 23 | 2,186,506 | 503 | 95.02 | |
| 1935 | 4,359 | 553,090 | 127 | 22.03 | 1,088,138 | 250 | 43.34 | 690,975 | 149 | 24.74 | 120,541 | 28 | 2,382,744 | 547 | 94.92 | |
| 1936 | 4,358 | 568,671 | 130 | 21.81 | 1,140,035 | 262 | 43.72 | 648,242 | 149 | 24.86 | 131,169 | 31 | 2,488,117 | 571 | 95.42 | |
| 1937 | 4,357 | 609,808 | 140 | 23.47 | 1,180,860 | 271 | 45.44 | 693,250 | 159 | 26.68 | 136,175 | 31 | 2,620,093 | 601 | 100.84 | |

* Includes Stores Branch previously distributed over other Expenditure headings.

No. 39.—Details of Traffic Receipts for each of the Ten Years ended 30th June, 1928 to 1937.

| Year ended 30th June. | Coaching. | | | Goods and Live Stock. | Miscellaneous. | Total. | Year ended 30th June. | Goods Train mileage. | Tons carried. | Ton Miles. | Earnings. | Average Train Load. | Average Haul per Ton. | Average Earnings per ton mile. | Density of Traffic per average mile worked. | | | | | | | | | | | | |
|-----------------------|------------------|----------------------|-----------|-----------------------|----------------|-----------|-----------------------|----------------------|---------------|-------------|-----------|---------------------|-----------------------|--------------------------------|---|-----|-----|-----|-----|-----|-----|-----|-----|-----|-----|-----|-----|
| | Passenger Fares. | Mails, Parcels, etc. | Total. | | | | | | | | | | | | | No. | No. | No. | No. | No. | No. | No. | No. | No. | No. | No. | No. |
| | | | | | | | | | | | | | | | | | | | | | | | | | | | |
| 1928 | 829,598 | 199,068 | 1,028,666 | 2,610,816 | 506,579 | 3,558,051 | 1928 | 3,722,609 | 3,697,648 | 357,669,182 | 2,610,816 | Tons | Miles. | d. | Tons. | | | | | | | | | | | | |
| 1929 | 774,225 | 205,774 | 979,999 | 2,510,193 | 509,572 | 3,799,764 | 1929 | 3,722,514 | 3,697,648 | 2,610,816 | 2,610,816 | 113 | 107 | 1.76 | 60,116 | | | | | | | | | | | | |
| 1930 | 720,137 | 208,298 | 928,435 | 2,825,302 | 207,496 | 3,659,203 | 1930 | 3,654,760 | 3,650,183 | 2,583,502 | 2,583,502 | 113 | 108 | 1.67 | 84,083 | | | | | | | | | | | | |
| 1931 | 531,347 | 173,642 | 724,989 | 2,789,935 | 184,586 | 3,198,913 | 1931 | 3,198,971 | 3,197,559 | 342,409,952 | 2,583,502 | 113 | 108 | 1.67 | 90,560 | | | | | | | | | | | | |
| 1932 | 489,436 | 160,464 | 649,900 | 2,100,029 | 159,636 | 2,322,365 | 1932 | 3,239,557 | 3,237,077 | 2,100,029 | 2,100,029 | 119 | 125 | 1.45 | 79,244 | | | | | | | | | | | | |
| 1933 | 503,757 | 189,291 | 693,048 | 2,115,095 | 159,636 | 2,362,140 | 1933 | 3,239,557 | 3,237,077 | 2,100,029 | 2,100,029 | 119 | 125 | 1.45 | 79,244 | | | | | | | | | | | | |
| 1934 | 563,756 | 191,762 | 755,518 | 2,059,812 | 171,344 | 2,301,145 | 1934 | 3,239,557 | 3,237,077 | 2,100,029 | 2,100,029 | 119 | 125 | 1.45 | 79,244 | | | | | | | | | | | | |
| 1935 | 563,867 | 197,562 | 761,429 | 2,059,812 | 171,344 | 2,301,145 | 1935 | 3,239,557 | 3,237,077 | 2,100,029 | 2,100,029 | 119 | 125 | 1.45 | 79,244 | | | | | | | | | | | | |
| 1936 | 563,867 | 197,562 | 761,429 | 2,059,812 | 171,344 | 2,301,145 | 1936 | 3,239,557 | 3,237,077 | 2,100,029 | 2,100,029 | 119 | 125 | 1.45 | 79,244 | | | | | | | | | | | | |
| 1937 | 563,770 | 183,194 | 746,964 | 2,541,170 | 178,903 | 3,462,037 | 1937 | 3,798,506 | 2,798,448 | 346,776,601 | 2,541,170 | 108 | 124 | 1.70 | 79,858 | | | | | | | | | | | | |

No. 40.—Freight Traffic—Ton Mileage, etc., for each of the Ten Years ended 30th June, 1928 to 1937.

No. 41.—Cost of Construction and Financial Results, etc., of all Government Railways open for General and Passenger Traffic, for each of the Ten Years ended 30th June, 1923 to 1937.

| Year ended 30th June. | Total Cost of Construction and Equipment of Lines open for traffic at end of period referred to. | | | | Interest Charges. | | | Surplus Earnings over Working Expenses. | Net Financial Result for Year—Balance after payment of Working Expenses and Interest. | | |
|-----------------------|--|----------------------|--------------|----------------|---------------------|-----------------------|-----------|---|---|---------|---|
| | From Loan. ** | From other Sources.* | Total. | Per Mile Open. | On Loan Money. p | On other Moneys. † | Total. | | Profit. | Loss. | Per cent on Cost of Construction and Equipment. |
| 1928 ... | £ 21,488,043 | £ 642,034 | £ 22,130,077 | £ 5,565 | £ 898,314 | £ 22,255 | £ 920,569 | £ 947,240 | £ 26,671 | £ ... | 0·12 profit |
| 1929 ... | 22,552,665 | 643,943 | 23,196,608 | 5,687 | 903,896 | 19,121 | 923,017 | 744,318 | ... | 178,699 | 0·77 loss |
| 1930 ... | 22,973,997 | 641,492 | 23,615,489 | 5,744 | 934,702 | 16,095 | 950,797 | 546,308 | ... | 404,489 | 1·71 " |
| 1931 ... | 23,443,042 | 640,908 | 24,083,950 | 5,760 | 950,566 | 17,500 | 968,066 | 588,074 | ... | 379,992 | 1·62 " |
| 1932 ... | 23,771,124 | 640,908 | 24,412,032 | 5,764 | 973,126 | 16,047 | 989,173 | 799,104 | ... | 190,069 | 0·80 " |
| 1933 ... | 24,296,424 | 640,908 | 24,937,332 | 5,749 | 984,385 | 11,848 | 996,233 | 820,552 | ... | 175,681 | 0·72 " |
| 1934 ... | 24,864,735 | 640,908 | 25,505,643 | 5,850 | 999,485 | 8,968 | 1,008,453 | 732,809 | ... | 275,644 | 1·08 " |
| 1935 ... | 25,111,525 | 640,908 | 25,752,433 | 5,908 | 1,020,502 | 8,067 | 1,028,569 | 929,095 | ... | 99,474 | 0·39 " |
| 1936 ... | 25,210,321 | 640,020 | 25,850,341 | 5,932 | 1,007,150 | 8,371 | 1,015,521 | 958,044 | ... | 57,477 | 0·22 " |
| 1937 ... | 25,350,005 | 640,020 | 25,990,025 | 5,965 | 997,639 | 10,915 | 1,008,554 | 841,944 | ... | 166,610 | 0·64 " |

* An amount of £58,554 has been credited to Expenditure under this head on account of Rolling Stock, etc., written off. An amount of £45,710 has been included, representing Expenditure, from the Railway Timber Mills Depreciation, etc., Reserve Funds, on extensions and improvements at the Mills. † Interest on Funds provided for purchase of Railway Stores. p Includes Interest on Flotation Charges, etc. ** Includes Flotation Charges

No. 42.—Number of Salaried Officers and Wages Men employed by the Government Railway Department, excluding Railway Construction and the amount of Salaries and Wages paid during each of the Ten years ended 30th June, 1928 to 1937.

| Year ended 30th June. | Salaried Officers. | | Wages Men. | |
|-----------------------|---|--|---|---------------------------------------|
| | Number employed on the 30th of June. † | Amount of Salaries paid during the year. | Number employed on the 30th of June. * | Amount of Wages paid during the year. |
| 1928 ... | 1,411 | £ 445,863 | 7,565 | £ 1,980,737 |
| 1929 ... | 1,417 | 465,052 | 7,770 | 2,068,545 |
| 1930 ... | 1,423 | 473,939 | 7,587 | 2,096,939 |
| 1931 ... | 1,286 | 439,214 | 5,900 | 1,688,929 |
| 1932 ... | 1,203 | 343,470 | 5,671 | 1,319,886 |
| 1933 ... | 1,178 | 331,107 | 6,135 | 1,385,743 |
| 1934 ... | 1,204 | 334,978 | 7,154 | 1,572,521 |
| 1935 ... | 1,248 | 354,846 | 7,064 | 1,684,748 |
| 1936 ... | 1,276 | 383,707 | 7,062 | 1,616,936 |
| 1937 ... | 1,294 | 418,333 | 7,154 | 1,689,591 |

* Includes casuals engaged on Relaying and other temporary work as follows:—1928—691; 1929—785; 1930—749; 1931—75; 1932—85; 1933—261; 1934—349; 1935—296; 1936—203; 1937—333. † Excludes Commissioner of Railways.

No. 43.—Accidents in respect of all Government Railways open for General and Passenger Traffic during each of the ten years ended 30th June, 1923 to 1937.

| Year ended 30th June. | Passengers. | | Employees. | | Others. | | Total. | |
|-----------------------|-------------|----------|------------|----------|---------|----------|---------|---------|
| | Killed. | Injured. | Killed. | Injured. | Killed. | Injured. | Killed. | Injured |
| 1928 ... | No. 1 | No. 31 | No. 3 | No. 286 | No. 12 | No. 34 | No. 16 | No. 351 |
| 1929 ... | 2 | 40 | 3 | 279 | 10 | 35 | 15 | 354 |
| 1930 ... | ... | 22 | 3 | 256 | 15 | 52 | 18 | 330 |
| 1931 ... | ... | 11 | 1 | 156 | 12 | 28 | 13 | 195 |
| 1932 ... | ... | 28 | 4 | 203 | 19 | 35 | 23 | 266 |
| 1933 ... | ... | 31 | 2 | 181 | 13 | 24 | 15 | 236 |
| 1934 ... | 1 | 45 | 3 | 253 | 17 | 29 | 21 | 327 |
| 1935 ... | 1 | 31 | 4 | 561 | 8 | 19 | 13 | 611 |
| 1936 ... | 1 | 43 | 1 | 299 | 12 | 41 | 14 | 383 |
| 1937 ... | ... | 61 | 7 | 602 | 11 | 40 | 18 | 703 |

Private Railways.
No. 44.—Operations in the State of Western Australia, during each of the ten years ended 30th June, 1928 to 1937.
(a.) Open for General and Passenger Traffic.

| Year ended 30th June | Miles Open. | | | | Train Miles run. | Ton Miles run. | Capital Cost. | Gross Revenue. | Working Expenses. | Passengers Carried. | Goods, etc., Carried. | | | | | | |
|----------------------|-------------|--------|--------------------------------------|--------------------------------------|------------------|----------------|---------------|----------------|-------------------|---------------------|-----------------------|---|---|---|---|-----|-------|
| | Route. | Track. | Average worked during year. (Route.) | Crossing Loops and Sidings. (Track.) | | | | | | | | £ | £ | £ | £ | No. | Tons. |
| | | | | | | | | | | | | | | | | | |
| 1928 | 277-00 | 277-00 | 277-00 | 17-00 | 305,005 | 21,284,214 | 2,178,064 | 216,120 | 95,224 | 50,152 | 154,935 | | | | | | |
| 1929 | 277-00 | 277-00 | 277-00 | 17-00 | 330,295 | 25,506,371 | 2,180,322 | 240,237 | 104,555 | 54,010 | 182,545 | | | | | | |
| 1930 | 277-00 | 277-00 | 277-00 | 17-00 | 321,206 | 25,578,981 | 2,224,272 | 224,414 | 106,345 | 50,072 | 165,939 | | | | | | |
| 1931 | 277-00 | 277-00 | 277-00 | 17-00 | 266,039 | 18,955,569 | 2,228,974 | 176,728 | 91,857 | 34,549 | 139,688 | | | | | | |
| 1932 | 277-00 | 277-00 | 277-00 | 17-00 | 240,135 | 17,420,329 | 2,232,578 | 157,239 | 78,517 | 28,615 | 127,574 | | | | | | |
| 1933 | 277-00 | 277-00 | 277-00 | 17-00 | 237,045 | 16,566,163 | 2,285,783 | 156,705 | 77,087 | 30,701 | 121,482 | | | | | | |
| 1934 | 277-00 | 277-00 | 277-00 | 17-00 | 243,316 | 17,438,838 | 2,239,613 | 158,208 | 72,851 | 26,885 | 117,180 | | | | | | |
| 1935 | 277-00 | 277-00 | 277-00 | 17-00 | 250,141 | 16,994,882 | 2,242,476 | 159,574 | 71,295 | 27,332 | 118,159 | | | | | | |
| 1936 | 277-00 | 277-00 | 277-00 | 17-00 | 276,958 | 17,061,219 | 2,246,751 | 161,372 | 74,834 | 27,848 | 116,270 | | | | | | |
| 1937 | 277-00 | 277-00 | 277-00 | 17-00 | 250,384 | 15,403,950 | 2,251,726 | 155,207 | 74,687 | 26,281 | 111,473 | | | | | | |

| Year ended 30th June. | Rolling Stock. | | | | Employees. | | | | Accidents. | | | | |
|-----------------------|----------------|---------------------|-------------------|---------------------|-----------------|--------------|----------------|-------------|------------|--------------------|--------------|-------------|--------------|
| | Loco-motives. | Passenger Vehicles. | | All other Vehicles. | Salaried Staff. | Wages Staff. | Salaries Paid. | Wages Paid. | Killed. | | Injured. | | |
| | | No. | Seating capacity. | | | | | | No. | Carrying capacity. | Pas-sengers. | Em-ployees. | Pas-sengers. |
| 1928 | No. | No. | Tons. | £ | No. | No. | No. | No. | No. | No. | No. | No. | No. |
| 1928 | 24 | 1,004 | 4,012 | 13,037 | 214 | 82 | 54,510 | ... | ... | ... | 7 | ... | ... |
| 1929 | 20 | 1,004 | 4,048 | 13,858 | 235 | 39 | 59,101 | ... | ... | ... | 9 | ... | ... |
| 1930 | 23 | 1,004 | 4,118 | 15,784 | 218 | 39 | 64,419 | ... | ... | ... | 3 | ... | ... |
| 1931 | 23 | 1,004 | 4,178 | 16,013 | 199 | 37 | 51,776 | ... | ... | ... | 6 | ... | ... |
| 1932 | 23 | 1,004 | 4,238 | 15,360 | 195 | 37 | 43,689 | ... | ... | ... | 9 | ... | ... |
| 1933 | 23 | 1,004 | 4,366 | 14,747 | 201 | 37 | 44,981 | ... | ... | ... | 8 | ... | ... |
| 1934 | 23 | 1,004 | 4,575 | 14,752 | 193 | 35 | 43,810 | ... | ... | ... | 8 | ... | ... |
| 1935 | 23 | 1,004 | 4,680 | 14,994 | 218 | 35 | 46,974 | ... | ... | ... | 9 | ... | ... |
| 1936 | 23 | 1,004 | 4,680 | 15,027 | 257 | 34 | 59,119 | ... | ... | ... | 4 | ... | ... |
| 1937 | 23 | 1,004 | 4,725 | 14,405 | 239 | 33 | 58,536 | ... | ... | ... | 4 | ... | ... |

Private Railways.

No. 44.—Operations in the State of Western Australia, 1928 to 1937—continued.

(b.) Run in Connection with the Timber and Mining Industries.

| Year ended 30th June. | Lines Open.* | Miles Open. | Train Miles Run. | Locomotives Working. | Timber, etc., carried. | Accidents. | | | | | |
|-----------------------|--------------|-------------|------------------|----------------------|------------------------|------------|-----------|---------|-----------|---------|-----------|
| | | | | | | Employees. | | Others. | | Total. | |
| | | | | | | Killed. | In-jured. | Killed. | In-jured. | Killed. | In-jured. |
| 1928 ... | No. 25 | Miles. 561 | Miles. 686,533 | No. 49 | Tons. 1,046,576 | No. 2 | No. 46 | No. ... | No. ... | No. 2 | No. 46 |
| 1929 ... | 23 | 565 | 665,903 | 49 | 944,081 | 2 | 45 | ... | ... | 2 | 45 |
| 1930 ... | 23 | 570 | 669,250 | 47 | 898,138 | ... | 20 | ... | ... | ... | 20 |
| 1931 ... | 22 | 549 | 410,330 | 38 | 498,500 | 1 | 13 | ... | ... | 1 | 13 |
| 1932 ... | 22 | 553 | 374,841 | 36 | 456,167 | ... | 32 | ... | ... | ... | 32 |
| 1933 ... | 22 | 568 | 301,266 | 36 | 388,113 | ... | 35 | ... | ... | ... | 35 |
| 1934 ... | 24 | 577 | 371,945 | 39 | 516,356 | ... | 21 | 1 | ... | 1 | 21 |
| 1935 ... | 24 | 592 | 424,796 | 43 | 634,330 | 2 | 29 | ... | 1 | 2 | 30 |
| 1936 ... | 24 | 603 | 472,836 | 42 | 652,803 | ... | 38 | ... | ... | ... | 38 |
| 1937 ... | 24 | 596 | 510,606 | 45 | 677,212 | 1 | 67 | ... | ... | 1 | 67 |

* Including One Horse Line, with a length, in 1937, of 2 miles.

No. 45.—Government Timber Mill Railways. Operations during each of the ten years ended 30th June, 1928 to 1937.

| Year ended 30th June. | Lines Open. | Miles Open. | Train Miles Run. | Locomotives Working. | Timber, etc., carried. | Accidents. | | | | | |
|-----------------------|-------------|-------------|------------------|----------------------|------------------------|------------|-----------|---------|-----------|---------|-----------|
| | | | | | | Employees. | | Others. | | Total. | |
| | | | | | | Killed. | In-jured. | Killed. | In-jured. | Killed. | In-jured. |
| 1928 ... | No. 4 | Miles. 87 | Miles. 87,940 | No. 6 | Tons. 207,210 | No. ... | No. 3 | No. ... | No. ... | No. ... | No. ... |
| 1929 ... | 4 | 66 | 86,955 | 6 | 205,007 | ... | 3 | ... | ... | ... | 3 |
| 1930 ... | 4 | 88 | 95,414 | 8 | 252,667 | ... | 15 | ... | ... | ... | 15 |
| 1931 ... | 4 | 87 | 67,462 | 5 | 147,449 | ... | 2 | ... | ... | ... | 2 |
| 1932 ... | 4 | 81 | 43,259 | 5 | 150,607 | 1 | 3 | ... | ... | 1 | 3 |
| 1933 ... | 4 | 90 | 53,214 | 6 | 157,131 | ... | 4 | ... | ... | ... | 4 |
| 1934 ... | 4 | 83 | 61,711 | 5 | 193,014 | ... | 4 | ... | ... | ... | 4 |
| 1935 ... | 4 | 94 | 80,689 | 6 | 225,209 | 1 | 4 | ... | ... | 1 | 4 |
| 1936 ... | 4 | 92 | 91,146 | 7 | 215,985 | ... | 8 | ... | ... | ... | 8 |
| 1937 ... | 4 | 93 | 103,953 | 7 | 204,395 | ... | 10 | ... | ... | ... | 10 |

*Private Motor Omnibus Services.

No. 46.—Operations during each of the ten Years ended 30th June, 1928 to 1937.

| Year ended 30th June. | † Omnibuses in Service. | Passenger Accommodation. | † Omnibus Miles Run. | † Passengers Carried. | Revenue. | Working Expenses. | Employees. | Accidents. | | | | | | | |
|-----------------------|-------------------------|--------------------------|----------------------|-----------------------|-----------|-------------------|------------|-------------|----------|--------------|----------|---------|----------|---------|----------|
| | | | | | | | | Passengers. | | Em- ployees. | | Others. | | Total. | |
| | | | | | | | | Killed. | Injured. | Killed. | Injured. | Killed. | Injured. | Killed. | Injured. |
| 1928 ... | No. 182 | No. 2,555 | Miles. 5,074,301 | No. 5,501,219 | £ 185,305 | £ 153,707 | No. 254 | No. 2 | No. 8 | No. 1 | No. 11 | No. 2 | No. 7 | No. 5 | No. 28 |
| 1929 ... | 187 | 2,420 | 5,804,131 | 6,378,899 | 216,232 | 175,994 | 281 | 1 | 2 | ... | 7 | ... | 2 | 1 | 11 |
| 1930 ... | 222 | 3,227 | 6,866,593 | 7,889,159 | 266,322 | 210,204 | 348 | ... | 19 | ... | 18 | 3 | 5 | 3 | 42 |
| 1931 ... | 215 | 3,219 | 6,558,052 | 7,799,943 | 239,556 | 200,195 | 339 | ... | 5 | ... | 15 | 2 | 2 | 2 | 22 |
| 1932 ... | 209 | 3,321 | 6,621,693 | 7,542,185 | 223,975 | 194,330 | 325 | ... | ... | ... | 9 | ... | 5 | ... | 14 |
| 1933 ... | 212 | 3,445 | 6,398,942 | 7,195,148 | 199,325 | 178,953 | 300 | ... | 5 | ... | 12 | 2 | 4 | 2 | 21 |
| 1934 ... | 211 | 3,518 | 6,647,757 | 8,119,379 | 213,190 | 175,321 | 313 | ... | 6 | ... | 16 | 4 | 3 | 4 | 25 |
| 1935 ... | 226 | 4,448 | 6,942,851 | 9,200,308 | 231,260 | 191,140 | 342 | 2 | 5 | ... | 11 | ... | 1 | 2 | 17 |
| 1936 ... | 201 | 5,209 | 7,135,088 | 10,282,829 | 259,071 | 214,858 | 363 | ... | 6 | ... | 22 | 1 | 3 | 1 | 31 |
| 1937 ... | 193 | 5,527 | 8,107,742 | 11,160,119 | 279,409 | 240,997 | 382 | ... | 31 | ... | 16 | ... | 3 | ... | 50 |

(a) Services having a terminus within the Metropolitan Area.

| Year | Omnibuses | Passenger Accommodation | Omnibus Miles Run | Passengers Carried | Revenue | Working Expenses | Employees | Passengers Killed | Passengers Injured | Em- ployees Killed | Em- ployees Injured | Others Killed | Others Injured | Total Killed | Total Injured |
|----------|-----------|-------------------------|-------------------|--------------------|---------|------------------|-----------|-------------------|--------------------|--------------------|---------------------|---------------|----------------|--------------|---------------|
| 1928 ... | 14 | 232 | 173,396 | 175,824 | 7,638 | 5,208 | 10 | ... | ... | ... | ... | ... | ... | 1 | ... |
| 1929 ... | 11 | 207 | 89,608 | 163,464 | 4,626 | 3,096 | 6 | ... | 1 | ... | ... | ... | ... | ... | 1 |
| 1930 ... | 13 | 269 | 101,823 | 148,119 | 4,814 | 4,136 | 11 | ... | 1 | ... | ... | ... | ... | ... | 1 |
| 1931 ... | 11 | 242 | 117,684 | 117,291 | 3,840 | 3,043 | 10 | ... | ... | ... | ... | ... | ... | ... | ... |
| 1932 ... | 11 | 243 | 120,909 | 90,642 | 3,428 | 2,607 | 12 | ... | ... | ... | ... | ... | ... | ... | ... |
| 1933 ... | 14 | 274 | 113,946 | 145,834 | 3,995 | 3,022 | 12 | ... | ... | ... | ... | ... | ... | ... | ... |
| 1934 ... | 15 | 282 | 141,188 | 250,288 | 6,150 | 4,504 | 13 | ... | ... | ... | ... | ... | ... | ... | ... |
| 1935 ... | 44 | 535 | 416,705 | 421,922 | 15,956 | 10,062 | 40 | ... | ... | ... | ... | ... | ... | 2 | 2 |
| 1936 ... | 47 | 581 | 439,207 | 495,389 | 17,237 | 11,368 | 41 | 2 | 4 | ... | ... | ... | ... | 2 | 4 |
| 1937 ... | 60 | 745 | 697,073 | 628,436 | 23,770 | 16,726 | 57 | ... | 2 | 1 | 1 | ... | ... | 3 | 1 |

(b) Services having no terminus within the Metropolitan Area. §

* The total number of Motor Vehicles (all kinds) registered during the year ended 30th June, 1937, was 61,928 and fees collected therefrom £388,722, while Riders' and Drivers' Licenses issued numbered 77,317 and the fees collected totalled £19,329. † Approximate figures. ‡ A Motor Omnibus is defined as "Any motor passenger vehicle plying for general hire on a defined route." § Since 1934 includes Omnibuses not previously bound to a defined route.

No. 47.—Government Tramways † in the State of Western Australia during each of the Ten Years ended 30th June, 1928 to 1937. Electric (Perth and Suburbs).

| Year ended 30th June. | Length of Line open. (Route.) | Total Cost of Construction and Equip-ment. | | Receipts. | Working Expenses. | Mileage run. | Passengers carried. | Rolling Stock. | | Carrying Capacity Passenger Vehicles. | Employees on 30th June. | | Accidents. | | | |
|-----------------------|-------------------------------|--|---------|-----------|-------------------|--------------|---------------------|----------------|-----------------|---------------------------------------|-------------------------|--------------|-------------|-------------|------------|---------|
| | | £ | Shs. | | | | | Electric Cars. | Other Vehicles. | | Salaried Staff. | Wages Staff. | Wages paid. | Passengers. | Employees. | Others. |
| 1928 | 39 | 1,000,247 | 518,357 | £ 259,677 | £ 3,188,087 | 32,657,026 | No. 123 | No. 13 | No. 8,428 | No. 56 | No. 668 | No. 52 | No. 39 | No. 5 | No. 36 | |
| 1929 | 39 | 1,069,352 | 342,788 | 281,257 | 3,345,929 | 35,031,734 | 123 | 19 | 8,428 | 58 | 576 | 66 | 48 | 3 | 58 | |
| 1930 | 41 | 1,094,157 | 309,471 | 294,471 | 3,604,827 | 35,565,867 | 125 | 19 | 8,612 | 60 | 638 | 87 | 31 | 3 | 52 | |
| 1931 | 41 | 1,103,707 | 304,051 | 260,997 | 3,345,590 | 31,180,072 | 125 | 19 | 8,612 | 54 | 555 | 73 | 46 | 8 | 42 | |
| 1932 | 41 | 1,103,707 | 285,950 | 224,349 | 3,346,895 | 29,504,119 | 125 | 19 | 8,612 | 56 | 527 | 59 | 30 | 2 | 26 | |
| 1933 | 40 | 1,109,839 | 281,500 | 226,286 | 3,350,444 | 29,401,426 | 119 | 18 | 8,480 | 56 | 518 | 48 | 29 | 2 | 31 | |
| 1934 | 40 | 1,121,129 | 280,214 | 232,188 | 3,384,009 | 29,531,269 | 124 | 18 | 8,826 | 55 | 551 | 37 | 28 | 6 | 18 | |
| 1935 | 40 | 1,121,129 | 280,214 | 227,074 | 3,411,932 | 29,923,144 | 124 | 18 | 8,826 | 55 | 518 | 47 | 29 | 1 | 17 | |
| 1936 | 40 | 1,104,572 | 285,809 | 232,865 | 3,442,140 | 30,196,261 | 124 | 17 | 8,826 | 56 | 532 | 45 | 27 | 1 | 16 | |
| 1937 | 40 | 1,104,572 | 285,034 | 232,965 | 3,441,063 | 30,071,012 | 124 | 17 | 8,826 | 56 | 575 | 90 | 44 | 5 | 16 | |

* Includes Flotation Charges on Loan Capital.

† Excludes 4 miles 42 chains Trolley Bus route. ‡ Exclusive of Lines used at several North-West Ports totalling in 1936-37 twelve miles

§ Includes vehicles also used by Electricity Supply Undertaking.

No. 48.—Municipal Tramways.—Operations in the State of Western Australia during each of the Ten Years ended 31st August, 1928 to 1937.

| Year ended 31st August. | Nature and No. of Tramways. | | Length of Line Open. (Route.) | Total Cost of Construction and Equip-ment. | Re-ceipts. | Work-ing Ex-penses. | Mileage Run. | Passen-gers carried. | Rolling Stock. | | | Carrying Capacity of Passenger Vehicles. | Persons Employed. | | Accidents. | | | |
|-------------------------|-----------------------------|-----------|-------------------------------|--|------------|---------------------|--------------|----------------------|----------------|----------------|-----------|--|-------------------|-----------------|--------------|-------------|--------------|-------------|
| | Steam. | Electric. | | | | | | | Steam Cars. | Electric Cars. | Trailers. | | Other Vehicles. | Salaried Staff. | Wages Staff. | Wages paid. | Passen-gers. | Em-ployees. |
| 1928 | No. 1 | No. 1 | Miles 8-608 | £ 156,144 | £ 62,762 | £ 53,939 | 676,330 | No. 6,879,596 | No. 28 | No. 3 | No. 1,223 | No. 14 | No. 123 | No. 32 | No. 4 | No. 10 | No. 46 | |
| 1929 | ... | ... | 8-608 | 157,078 | 50,962 | 54,365 | 684,387 | 6,696,015 | 28 | 3 | 1,228 | 14 | 123 | 54 | 7 | 1 | 61 | |
| 1930 | ... | ... | 8-608 | 163,392 | 55,735 | 59,923 | 678,495 | 6,238,348 | 30 | 3 | 1,440 | 12 | 123 | 54 | 17 | ... | 61 | |
| 1931 | ... | ... | 8-608 | 165,537 | 40,792 | 43,968 | 627,140 | 5,266,141 | 31 | 1 | 1,504 | 12 | 116 | 22 | ... | ... | ... | |
| 1932 | ... | ... | 8-608 | 165,537 | 43,672 | 40,352 | 560,830 | 4,717,093 | 31 | 1 | 1,504 | 13 | 111 | 4 | ... | ... | ... | |
| 1933 | ... | ... | 8-608 | 166,749 | 43,151 | 40,249 | 609,475 | 5,014,784 | 31 | 1 | 1,504 | 13 | 104 | 19 | ... | ... | ... | |
| 1934 | ... | ... | 8-608 | 170,044 | 43,955 | 40,620 | 609,312 | 5,074,520 | 31 | ... | 1,504 | 10 | 106 | 20 | ... | ... | ... | |
| 1935 | ... | ... | 8-608 | 173,044 | 43,698 | 40,360 | 628,062 | 5,201,321 | 31 | ... | 1,504 | 10 | 107 | 15 | ... | ... | ... | |
| 1936 | ... | ... | * 11-113 | 163,887 | 42,537 | 44,567 | 645,062 | 5,018,152 | 31 | ... | 1,504 | 10 | 106 | 11 | ... | ... | ... | |
| 1937 | ... | ... | 11-113 | 163,887 | 43,699 | 42,861 | 641,461 | 5,799,357 | 31 | ... | 1,504 | 10 | 107 | 24 | ... | ... | ... | |

* Amended from previous issue.

IV.—POSTS, TELEGRAPHS, AND TELEPHONES.

No. 50.—Post Offices and Employees, Years ended 30th June 1933 to 1937.

| Particulars. | Year ended 30th June. | | | | |
|--|-----------------------|--------------|--------------|--------------|--------------|
| | 1933. | 1934. | 1935. | 1936. | 1937. |
| Post Offices— | | | | | |
| Official | 124 | 124 | 125 | 126 | 126 |
| Allowance | 443 | 449 | 466 | 471 | 478 |
| Telephone Offices (a) | 387 | 385 | 369 | 363 | 354 |
| Total | 954 | 958 | 960 | 960 | 958 |
| Staff— | | | | | |
| Permanent Employees | 1,458 | 1,442 | 1,480 | 1,563 | 1,632 |
| Temporary Employees | 93 | 49 | 127 | 167 | 133 |
| Allowance Postmasters and Staffs | 452 | 458 | 476 | 481 | 490 |
| Telephone Office Keepers | 387 | 385 | 369 | 363 | 354 |
| Mail Contractors (including Drivers) | 327 | 342 | 385 | 369 | 390 |
| Exempt Employees, other than enumerated above | 283 | 295 | 361 | 385 | 373 |
| Total | 2,950 | 2,971 | 3,198 | 3,328 | 3,372 |

(a) Offices at which Telephone and Telegraph business only is transacted.

No. 51.—Receipts for each of the Ten Years ended 30th June, 1928 to 1937.

| Particulars. | 1928. | 1929. | 1930. | 1931. | 1932. | 1933. | 1934. | 1935. | 1936. | 1937. |
|---|----------------|----------------|----------------|----------------|----------------|----------------|----------------|----------------|----------------|------------------|
| | £ | £ | £ | £ | £ | £ | £ | £ | £ | £ |
| Postage | 302,752 | 327,505 | 335,532 | 342,934 | 333,616 | 336,168 | 347,346 | 376,082 | 389,906 | 406,053 |
| Telegraphs | 129,615 | 135,892 | 134,766 | 111,118 | 103,713 | 112,154 | 120,318 | 141,403 | 144,933 | 145,603 |
| Telephones | 288,153 | 320,603 | 350,385 | 326,252 | 297,713 | 301,418 | 308,490 | 328,271 | 356,107 | 395,334 |
| Money Orders and Postal Notes, Commission and Pounds | 16,317 | 17,080 | 19,358 | 16,443 | 17,443 | 15,417 | 16,607 | 18,375 | 20,659 | 20,498 |
| Private Boxes and Bags | 4,371 | 6,277 | 5,523 | 4,871 | 4,766 | 4,343 | 4,993 | 5,212 | 5,262 | 5,408 |
| Miscellaneous | 57,221 | 36,813 | 59,231 | 30,372 | 25,288 | 40,325 | 33,137 | 33,633 | 35,376 | 38,840 |
| Radio Receipts | 602 | 1,468 | 4,198 | 4,006 | 5,524 | 8,343 | 17,130 | 19,237 | 21,858 | 27,158 |
| Total | 799,031 | 845,638 | 908,993 | 835,996 | 788,063 | 819,668 | 848,021 | 922,263 | 974,601 | 1,038,894 |

No. 52.—Expenditure for each of the Four Years ended 30th June, 1934 to 1937.

| Particulars. | 1933-34. | 1934-35. | 1935-36. | 1936-37. |
|--|----------------|----------------|----------------|----------------|
| | £ | £ | £ | £ |
| Salaries and Payments in the nature of Salaries | 317,999 | 328,506 | 351,824 | 364,670 |
| General Expenses | 17,613 | 21,680 | 23,152 | 24,726 |
| Stores and Material | 11,983 | 9,574 | 10,310 | 10,869 |
| Mail Services | 73,162 | 80,138 | 81,040 | 80,665 |
| Engineering Services (other than New Works) | 133,948 | 142,431 | 172,383 | 206,278 |
| | 554,405 | 582,329 | 639,209 | 687,208 |
| Pensions and Retiring Allowances | 22,935 | 23,579 | 23,659 | * |
| Rent, Repairs, Maintenance, Fittings, etc. | 7,878 | 3,945 | 6,480 | * |
| Proportion, Audit Expenses | 624 | 655 | 672 | * |
| Interest on Transferred Properties | 21,869 | 21,869 | 21,869 | * |
| New Works— | | | | |
| Telegraph, Telephone, and Wireless | 59,187 | 88,783 | 112,150 | * |
| New Buildings, etc. | 1,348 | 7,416 | 22,500 | * |
| | 668,246 | 733,576 | 826,539 | * |

* Not yet available.

No. 53.—Profit and Loss for each of the Ten Years ended 30th June, 1927 to 1936.

| | 1927. | 1928. | 1929. | 1930. | 1931. | 1932. | 1933. | 1934. | 1935. | 1936. |
|----------------------------|----------|---------|---------|---------|---------|---------|---------|---------|----------|-----------|
| <i>Earnings—</i> | £ | £ | £ | £ | £ | £ | £ | £ | £ | £ |
| Postal | 328,921 | 348,309 | 377,502 | 389,619 | 390,899 | 384,101 | 385,824 | 398,689 | 430,262 | 447,261 |
| Telegraph | 148,030 | 152,083 | 154,012 | 155,651 | 129,707 | 125,020 | 132,414 | 139,216 | 158,593 | 168,814 |
| Telephone | 262,679 | 300,823 | 330,567 | 363,327 | 328,833 | 303,528 | 308,470 | 316,772 | 341,175 | 377,802 |
| Wireless | ... | ... | ... | ... | 3,988 | 5,044 | 7,360 | 12,883 | 19,897 | 20,445 |
| Total | 739,630 | 801,215 | 862,081 | 908,597 | 853,427 | 817,693 | 834,068 | 867,560 | 949,927 | 1,014,122 |
| <i>Working Expenses—</i> | | | | | | | | | | |
| Postal | 341,446 | 355,827 | 358,403 | 362,584 | 344,045 | 292,043 | 286,089 | 293,780 | 313,205 | 335,437 |
| Telegraph | 187,450 | 176,764 | 160,917 | 161,339 | 156,191 | 131,653 | 124,824 | 128,683 | 133,939 | 137,898 |
| Telephone | 239,523 | 257,270 | 252,047 | 271,644 | 272,543 | 241,370 | 226,122 | 231,433 | 236,182 | 277,187 |
| Wireless | ... | ... | ... | ... | 12,650 | 9,007 | 13,645 | 12,304 | 15,222 | 17,572 |
| Total | 768,424 | 789,361 | 771,367 | 795,567 | 735,429 | 674,073 | 650,680 | 666,200 | 698,548 | 768,094 |
| Net Revenue | *28,794 | 11,854 | 90,714 | 113,030 | 67,998 | 143,620 | 183,388 | 201,360 | 251,379 | 246,028 |
| Interest on Capital | 106,523 | 111,836 | 120,302 | 134,514 | 157,998 | 186,863 | 182,929 | 145,742 | 146,865 | 130,752 |
| Profit or Loss | *135,322 | *99,982 | *29,588 | *21,484 | *90,000 | *43,243 | †459 | †55,618 | †104,514 | †115,276 |

* Denotes Loss.

† Denotes Profit.

No. 54.—Telegraph and Telephone Services, Years ended 30th June, 1928 to 1937.

| Year ended 30th June. | Telegraph Offices. | Telegraph Line. | | Telegrams and Cables. | | | Telephone Service. | | | | |
|-----------------------|--------------------|-----------------|----------------------|-----------------------|--------------|------------|--------------------|--------------|---------------------|-------------------|------------------|
| | | Route Mileage. | Single Wire Mileage. | Inland (Des-patched.) | Oversea. | | | Ex-changes.* | Public Tele-phones. | Lines Con-nected. | Mileage of Wire. |
| | | | | | Des-patched. | Re-ceived. | Total. | | | | |
| 1928 ... | No. 977 | Miles. 11,526 | Miles. 15,783 | No. 1,854,599 | No. 41,407 | No. 34,406 | No. 75,813 | No. 610 | No. 948 | No. 20,039 | Miles. 128,209 |
| 1929 ... | 976 | 11,691 | 15,732 | 1,859,435 | 46,083 | 35,115 | 81,198 | 626 | 935 | 21,562 | 135,696 |
| 1930 ... | 974 | 11,804 | 15,897 | 1,871,581 | 43,339 | 34,987 | 78,326 | 652 | 957 | 22,558 | 140,863 |
| 1931 ... | 929 | 11,812 | 15,541 | 1,549,460 | 37,212 | 30,761 | 67,973 | 646 | 900 | 21,258 | 150,315 |
| 1932 ... | 957 | 11,699 | 15,688 | 1,499,012 | 35,040 | 28,343 | 63,383 | 648 | 903 | 20,639 | 151,251 |
| 1933 ... | 959 | 11,723 | 15,736 | 1,527,052 | 35,411 | 28,926 | 64,337 | 644 | 900 | 20,561 | 148,725 |
| 1934 ... | 955 | 11,785 | 15,891 | 1,659,604 | 37,336 | 27,658 | 64,994 | 642 | 900 | 20,832 | 146,526 |
| 1935 ... | 950 | 11,704 | 16,499 | 1,863,914 | 40,306 | 31,123 | 71,429 | 639 | 888 | 22,129 | 150,593 |
| 1936 ... | †932 | 11,924 | 17,239 | 1,965,063 | 41,964 | 29,930 | 71,894 | 647 | 896 | 23,020 | 153,426 |
| 1937 ... | 929 | 14,486 | 17,766 | 2,031,863 | 41,397 | 29,856 | 71,253 | 652 | 900 | 23,838 | 162,680 |

*Offices with one or more subscribers' lines connected.

†Amended from previous issue.

No. 55.—Matter Posted or Received within the State—Years ended 30th June, 1928 to 1937.

| Year ended 30th June. | Letters and Postcards. (b) | | | | Newspapers and Packets. (c) | | | | Parcels. | | | |
|-----------------------|----------------------------|---|---|------------|---|---|--|------------|---|---|--|---------|
| | Post Offices. (a) | Posted for places within the Common-wealth. | Posted for places beyond the Common-wealth. | Total. | Posted for places within the Common-wealth. | Posted for places beyond the Common-wealth. | Received from places beyond the Common-wealth. | Total. | Posted for places within the Common-wealth. | Posted for places beyond the Common-wealth. | Received from places beyond the Common-wealth. | Total. |
| | | | | | | | | | | | | |
| 1928 | 689 | 39,852,800 | 2,672,400 | 45,647,600 | 7,358,000 | 398,000 | 2,111,400 | 9,867,400 | 756,000 | 11,400 | 43,400 | 810,800 |
| 1929 | 075 | 41,978,000 | 2,767,400 | 48,142,800 | 7,270,000 | 468,000 | 2,258,700 | 9,996,700 | 850,900 | 12,100 | 42,100 | 905,100 |
| 1930 | 623 | 42,375,000 | 3,198,000 | 48,814,400 | 6,683,800 | 532,800 | 2,175,200 | 9,391,800 | 865,800 | 11,900 | 41,700 | 919,400 |
| 1931 | 556 | 38,377,500 | 2,462,000 | 43,296,400 | 5,568,100 | 379,100 | 1,828,500 | 7,775,700 | 690,300 | 9,000 | 26,700 | 728,000 |
| 1932 | 560 | 34,426,200 | 2,311,500 | 39,216,400 | 4,622,500 | 341,500 | 1,557,500 | 6,972,500 | 670,800 | 8,300 | 28,100 | 702,700 |
| 1933 | 587 | 34,197,600 | 2,435,100 | 39,891,900 | 5,045,800 | 384,000 | 1,543,100 | 6,972,400 | 677,400 | 9,300 | 28,700 | 716,400 |
| 1934 | 573 | 36,517,200 | 2,453,300 | 41,283,800 | 5,666,900 | 398,900 | 1,716,700 | 7,782,500 | 670,400 | 9,600 | 19,900 | 698,900 |
| 1935 | 581 | 39,609,300 | 2,732,000 | 44,725,600 | 5,870,000 | 425,000 | 1,822,200 | 8,117,200 | 698,200 | 10,400 | 24,600 | 737,800 |
| 1936 | 597 | 50,500,900 | 3,181,400 | 56,162,300 | 7,995,500 | 605,500 | 3,181,500 | 11,762,500 | 684,700 | 11,300 | 21,500 | 717,500 |
| 1937 | 604 | 50,041,600 | 3,300,700 | 55,759,900 | 8,187,000 | 681,900 | 2,864,800 | 11,713,700 | 686,100 | 11,300 | (†)21,000 | 718,400 |

| Year ended 30th June. | Packets and Second Class Mail Matter. | | | | Registered Matter. | | | | Grand Total Postal Matter. | | | |
|-----------------------|---|---|--|------------|---|---|--|------------|---|---|--|--------------|
| | Posted for places within the Common-wealth. | Posted for places beyond the Common-wealth. | Received from places beyond the Common-wealth. | Total. | Posted for places within the Common-wealth. | Posted for places beyond the Common-wealth. | Received from places beyond the Common-wealth. | Total. | Posted for places within the Common-wealth. | Posted for places beyond the Common-wealth. | Received from places beyond the Common-wealth. | Grand Total. |
| | | | | | | | | | | | | |
| 1928 | 7,719,100 | 69,300 | 1,210,000 | 8,998,400 | 59,279 | 48,159 | 648,427 | 56,226,889 | 3,210,379 | 6,685,359 | 65,972,627 | |
| 1929 | 9,280,300 | 69,600 | 1,227,100 | 10,577,000 | 57,461 | 47,963 | 641,350 | 59,865,766 | 3,374,561 | 6,972,663 | 70,212,980 | |
| 1930 | 10,195,400 | 87,700 | 1,220,600 | 11,503,700 | 55,305 | 47,597 | 644,122 | 60,661,250 | 3,856,705 | 6,733,597 | 71,280,522 | |
| 1931 | 9,009,600 | 63,600 | 1,059,400 | 10,137,600 | 37,937 | 38,130 | 569,865 | 54,139,298 | 2,956,637 | 5,409,650 | 62,505,565 | |
| 1932 | 8,668,900 | 88,800 | 775,700 | 9,533,400 | 28,744 | 30,841 | 580,468 | 48,861,281 | 2,777,444 | 4,865,741 | 56,504,466 | |
| 1933 | 9,180,300 | 95,900 | 698,700 | 9,954,900 | 28,623 | 27,763 | 532,790 | 49,526,804 | 2,853,123 | 4,552,463 | 57,032,400 | |
| 1934 | 10,738,500 | 115,600 | 743,900 | 11,598,000 | 24,238 | 26,745 | 561,857 | 54,103,874 | 3,001,698 | 4,850,545 | 61,926,057 | |
| 1935 | 11,290,900 | 120,900 | 833,600 | 12,245,400 | 24,122 | 26,989 | 574,174 | 57,989,509 | 3,312,422 | 5,091,043 | 66,402,974 | |
| 1936 | (d) | (d) | (d) | (d) | 25,869 | 26,009 | 611,956 | 59,800,608 | *3,854,069 | 5,629,009 | 69,263,686 | |
| 1937 | (d) | (d) | (d) | (d) | 28,271 | 28,777 | 626,646 | 59,484,298 | 4,002,171 | 5,352,177 | 68,818,646 | |

(a) Exclusive of Telephone Offices, *i.e.*, offices at which Telephone and Telegraph business only is transacted, but inclusive of Allowance Offices.

(b) Commencing 1936 includes second class mail matter previously shown under "Packets and Second Class Mail Matter."

(c) Figures prior to 1936 refer to Newspapers only.

(d) Now dissected, see footnotes (b) and (c).

* A ended from previous issue.

(†) Duty collected thereon for the year 1936-37 amounted to £12,708.

No. 56.—Money Orders Issued within the State during the Years ended 30th June, 1928 to 1937.

| Where payable. | 1927-28. | | 1932-33. | | 1933-34. | | 1934-35. | | 1935-36. | | 1936-37. | |
|---------------------------|----------|-----------|----------|-----------|----------|-----------|----------|-----------|----------|-----------|----------|-----------|
| | No. | Amount. £ | No. | Amount. £ | No. | Amount. £ | No. | Amount. £ | No. | Amount. £ | No. | Amount. £ |
| Within the State | 188,949 | 1,045,391 | 184,523 | 927,048 | 190,931 | 983,222 | 206,565 | 1,085,795 | 225,547 | 1,208,949 | 234,005 | 1,268,942 |
| Other Commonwealth States | 41,263 | 286,176 | 34,750 | 177,016 | 33,238 | 180,825 | 38,762 | 213,478 | 40,089 | 214,079 | 40,473 | 213,926 |
| Total, Australia | 230,212 | 1,331,567 | 219,273 | 1,104,064 | 226,169 | 1,163,747 | 245,317 | 1,299,273 | 265,636 | 1,423,028 | 274,478 | 1,482,868 |
| Great Britain | 27,650 | 75,045 | 9,304 | 21,407 | 9,978 | 21,714 | 10,416 | 22,582 | 10,206 | 22,177 | 10,508 | 22,142 |
| New Zealand | 941 | 4,711 | 652 | 2,086 | 872 | 3,056 | 836 | 3,065 | 1,029 | 4,296 | 1,144 | 4,291 |
| Other Countries | 5,377 | 30,990 | 3,747 | 10,263 | 3,577 | 15,765 | 3,683 | 14,751 | 3,628 | 14,750 | 3,840 | 14,750 |
| Grand Total | 264,180 | 1,427,316 | 232,981 | 1,144,414 | 240,590 | 1,204,232 | 260,152 | 1,339,671 | 280,499 | 1,463,681 | 289,970 | 1,524,051 |

No. 57.—Money Orders Paid within the State during the Years ended 30th June, 1928 to 1937.

| Where Issued. | 1927-28. | | 1932-33. | | 1933-34. | | 1934-35. | | 1935-36. | | 1936-37. | |
|---------------------------|----------|-----------|----------|-----------|----------|-----------|----------|-----------|----------|-----------|----------|-----------|
| | No. | Amount. £ | No. | Amount. £ | No. | Amount. £ | No. | Amount. £ | No. | Amount. £ | No. | Amount. £ |
| Within the State | 195,695 | 1,082,297 | 183,695 | 927,089 | 191,972 | 982,133 | 208,199 | 1,080,454 | 223,302 | 1,203,871 | 233,899 | 1,270,110 |
| Other Commonwealth States | 21,871 | 154,523 | 16,236 | 103,258 | 15,633 | 93,592 | 16,807 | 105,393 | 15,968 | 87,538 | 16,254 | 89,231 |
| Total, Australia | 217,566 | 1,236,820 | 199,931 | 1,030,347 | 207,605 | 1,075,725 | 225,006 | 1,185,847 | 239,270 | 1,301,409 | 250,153 | 1,360,401 |
| Great Britain | 5,985 | 27,972 | 2,272 | 24,352 | 5,867 | 24,599 | 5,937 | 23,837 | 5,861 | 23,751 | 5,521 | 20,934 |
| New Zealand | 1,517 | 6,152 | 938 | 2,119 | 1,052 | 2,816 | 1,035 | 2,681 | 985 | 2,409 | 1,116 | 3,188 |
| Other Countries | 1,602 | 7,727 | 1,171 | 4,988 | 1,043 | 3,951 | 1,084 | 3,672 | 1,165 | 3,184 | 1,100 | 3,455 |
| Grand Total | 226,370 | 1,258,823 | 208,282 | 1,062,777 | 214,867 | 1,107,993 | 231,082 | 1,225,037 | 247,281 | 1,330,753 | 257,890 | 1,396,978 |

No. 58.—Postal Notes—Summary for the Years ended 30th June, 1928 to 1937.

| Particulars. | 1927-28. | | 1932-33. | | 1933-34. | | 1934-35. | | 1935-36. | | 1936-37. | |
|-------------------------|----------|-----------|----------|-----------|-----------|-----------|-----------|-----------|-----------|-----------|-----------|-----------|
| | No. | Amount. £ | No. | Amount. £ | No. | Amount. £ | No. | Amount. £ | No. | Amount. £ | No. | Amount. £ |
| Postal Notes Issued | 793,145 | 300,958 | 992,863 | 360,231 | 1,107,056 | 397,585 | 1,260,189 | 447,159 | 1,335,148 | 479,896 | 1,321,976 | 487,179 |
| Postal Notes Paid— | 688,753 | 257,745 | 863,506 | 313,059 | 912,740 | 331,920 | 1,008,676 | 365,146 | 1,093,052 | 392,295 | 1,086,167 | 401,558 |
| Issued within the State | 28,908 | 11,704 | 54,175 | 15,884 | 54,795 | 15,884 | 87,199 | 20,789 | 92,732 | 21,516 | 69,123 | 18,692 |
| Issued in other States | 717,661 | 260,539 | 917,631 | 328,959 | 967,475 | 347,804 | 1,095,875 | 382,935 | 1,185,784 | 413,811 | 1,155,290 | 420,250 |
| Total, Notes Paid | 717,661 | 260,539 | 917,631 | 328,959 | 967,475 | 347,804 | 1,095,875 | 382,935 | 1,185,784 | 413,811 | 1,155,290 | 420,250 |

WIRELESS.

No. 59.—Wireless Licenses issued in Western Australia during each of the Five Years ended 30th June, 1933 to 1937.

| Class of License. | Year ended 30th June. | | | | |
|-------------------------------|-----------------------|--------|--------|--------|--------|
| | 1933. | 1934. | 1935. | 1936. | 1937. |
| Coast No | 5 | 5 | 5 | 5 | 5 |
| Ship " | 4 | 3 | 3 | 5 | 4 |
| Land " | 2 | 2 | 4 | 10 | 45 |
| Broadcasting*— | 4 | 6 | 6 | 5 | 7 |
| Broadcast Listener's " | 20,536 | 31,404 | 41,176 | 49,987 | 61,151 |
| Experimental " | 68 | 72 | 81 | 94 | 114 |
| Portable " | 1 | 3 | 1 | 2 | 2 |
| Aircraft " | ... | ... | ... | ... | 2 |
| Special " | 6 | 6 | 3 | 1 | 3 |
| Revenue Collected £ | 24,457 | 37,231 | 43,293 | 51,584 | 64,610 |


* Excluding Stations controlled by the National Broadcasting Service, which operated one Station from 1930 to 1936, and three Stations in 1937.

No. 60.—Radio Traffic handled at Western Australian Stations during each of the Five Years ended 30th June, 1933 to 1937.

| Station | Paying Words. | Messages. | | | |
|-----------------------|---------------|-----------|----------|----------|--------|
| | | Paying. | Service. | Weather. | Total. |
| | No. | No. | No. | No. | No. |
| Broome | 23,927 | 1,232 | 139 | 971 | 2,342 |
| Esperance | 21,696 | 1,982 | 46 | 451 | 2,479 |
| Geraldton | 6,122 | 494 | 263 | 228 | 985 |
| Perth | 89,160 | 6,889 | 978 | 2,152 | 10,019 |
| Wyndham | 6,679 | 344 | 27 | 140 | 511 |
| Total, 1936-37 | 147,584 | 10,941 | 1,453 | 3,942 | 16,336 |
| Total, 1935-36 | 152,029 | 11,414 | 1,152 | 2,420 | 14,986 |
| Total, 1934-35 | 149,431 | 11,424 | 2,565 | 3,467 | 17,456 |
| Total, 1933-34 | 136,440 | 10,729 | 2,324 | 2,958 | 16,011 |
| Total, 1932-33 | 143,699 | 11,331 | 2,115 | 2,903 | 16,349 |

S. BENNETT,
Government Statistician.

Government Statistician's Office,
Perth, 5th January, 1938.



1938.

WESTERN AUSTRALIA.

Statistical Register

for the Year

1936-37

and Previous Years.

Compiled from Official Returns.

S. BENNETT, F.I.A.,
Government Statistician.

PART V.

Land Settlement, Agriculture, Live
Stock and Meteorological
Statistics.

PERTH:

BY AUTHORITY: FRED. WM. SIMPSON, GOVERNMENT PRINTER.

1938.



CONTENTS.

| Index | Page |
|---|------|
| ... | 111 |
| Maps showing Statistical Districts and Divisions (facing page 4.) | |

I.—LAND SETTLEMENT.

| No. | | |
|-----|--|-------|
| 1. | Occupation of Land on 30th June, 1937 | 5 |
| 2. | Land Absolutely and Conditionally Alienated during the year ended 30th June, 1937 | 5 |
| 3. | Transactions under Agricultural Lands Purchase Act to 30th June, 1937 | 6 |
| 4. | Holdings, Number, and Acreage of Privately Owned and Crown Land in Acreage Series, 1936-37 | 6 |
| 5. | Agricultural Bank Act, Advances, Repayments, etc., also Improvements effected | 7 |
| 6. | Industries Assistance Board—Details of Advances to Settlers, 1916 to 1937 | 7 |
| 7. | Industries Assistance Board—Advances, Repayments, etc., 1916 to 1937 | 8 |
| 8. | Soldier Settlement Branch of Agricultural Bank—Details of Advances made to 30th June, 1937 | 8 |
| 9. | Area of Privately Owned and Crown Land under Lease or License, Cropping, Clearing, etc., also total area of each Statistical District, 1936-37 | 9-12 |
| 10. | Permanent Improvements and Machinery on Holdings, 1936-37 | 13-15 |

II.—AGRICULTURE.

(See also Section VIII—Mixed Farming.)

| | | |
|-----|--|-------|
| 11. | Cropping, Clearing, etc., 1927-28 to 1936-37 | 16 |
| 12. | Acreage under various kinds of Crops, 1927-28 to 1936-37 | 16 |
| 13. | Yield of Principal Crops, 1927-28 to 1936-37 | 17 |
| 14. | Irrigation during the year 1936 | 18-19 |
| 15. | Wheat, Oats, Barley and other Cereals, 1936-37 | 20-21 |
| 16. | Wheat for Grain—Area and the Average Yield per acre in each Statistical District, 1929-30 to 1936-37 | 22-23 |
| 17. | Research Stations and Agricultural Colleges, 1936-37 | 24 |
| 18. | Seed Wheat used, Area under Irrigation, and Manure used, 1927 to 1936 | 25 |
| 19. | Seed Wheat and Manure used during 1936 | 26-28 |
| 20. | Analysis of Wheat Acreage Stripped for Grain, 1936-37 | 29-31 |
| 21. | Hay Production in each Statistical District, 1936-37 | 32-34 |
| 22. | Green Feed and Ensilage, 1936-37 | 35-37 |
| 23. | Potatoes, Tomatoes, Tobacco, other Crops and Nurseries, 1936-37 | 38-39 |
| 24. | Root Crops, Kitchen and Market Gardens, 1936-37 | 40-41 |

Orchards and Vineyards.

| | | |
|------|--|-------|
| 25A. | Citrus and Pome Fruits, Acreage and Production, 1936-37 | 42-43 |
| 25B. | Stone Fruits, Almonds, Figs and Bananas, also total Acreage under Fruit Trees, 1936-37 | 44-45 |
| 26. | Grape and Passion Vines, Acreage and Production 1936-37 | 46-48 |
| 27. | Wine and Dried Fruits produced from 1936-37 season's crop | 49 |
| 28. | Fruit Trees and Plants Imported, 1936-37 | 49 |
| 29. | Fresh Fruits Imported, 1936-37 | 49 |
| 30. | Acreage of Fruit Trees and Vines, 1927-28 to 1936-37 | 50 |

III.—DAIRYING.

| | | |
|-----|---|-------|
| 31. | Dairying, Poultry, Bee Farming and Ensilage, 1927 to 1936 | 51 |
| 32. | Dairying, 1936 | 52-55 |
| 33. | Poultry and Bee Farming, 1936 | 56-59 |

IV.—LIVE STOCK AND WOOL CLIP.

| | | |
|-----|--|-------|
| 34. | Live Stock in each Statistical District, 31st December, 1936 | 60-63 |
| 35. | Live Stock, 1927 to 1936 | 64-65 |
| 36. | Live Stock, according to sexes, 1932 to 1936 | 66-67 |
| 37. | Loss of Stock, Slaughtering, Lambing and Calving, 1936 | 68 |
| 38. | Lambing and Calving, 1927 to 1936 | 68 |
| 39. | Slaughtering and Loss of Live Stock, 1927 to 1936 | 68 |
| 40. | Sheep Shorn and Wool Clip, 1927 to 1936, also Wool Exported on Skins | 68 |
| 41. | Imports and Exports of Live Stock, 1927-28 to 1936-37 | 69 |
| 42. | Sheep Flocks—Classification of, 1936 | 69 |
| 43. | Sheep, Number Shorn, and Average Weight of Fleece clipped in each Statistical District, 1929 to 1936 | 70-73 |
| 44. | Sheep Shorn and Wool Clip for the Season 1936 | 74-75 |

CONTENTS—*continued.*

V.—MISCELLANEOUS.

| No. | | Page |
|-----|---|-------|
| 45. | Pearl and Pearl Shell Fisheries, 30th June, 1927, to 31st December, 1936 | 76 |
| 46. | General Fisheries, 30th June, 1927, to 31st December, 1936 | 76 |
| 47. | Employment of Labour on Farms, 1936 | 77-80 |
| 48. | Agricultural and Pastoral Labour, 1927 to 1936 | 81 |
| 49. | Wholesale Prices for each Month of 1936 | 82-87 |
| 50. | Wholesale Prices for each Month of 1937 | 88-93 |
| 51. | Average Prices of Wheat and Wool, 1900 to 1936 | 94 |

VI.—VALUE OF PRODUCTION.

| | | |
|-----|---|-------|
| 52. | Value of Production—Agriculture, Pastoral, Dairying, Forestry, Fisheries, Mining and Quarrying, and Manufacturing, 1936-37 | 95 |
| 53. | Value of Primary Production and Manufacturing—Decennial Summary, 1927-28 to 1936-37 | 96-97 |

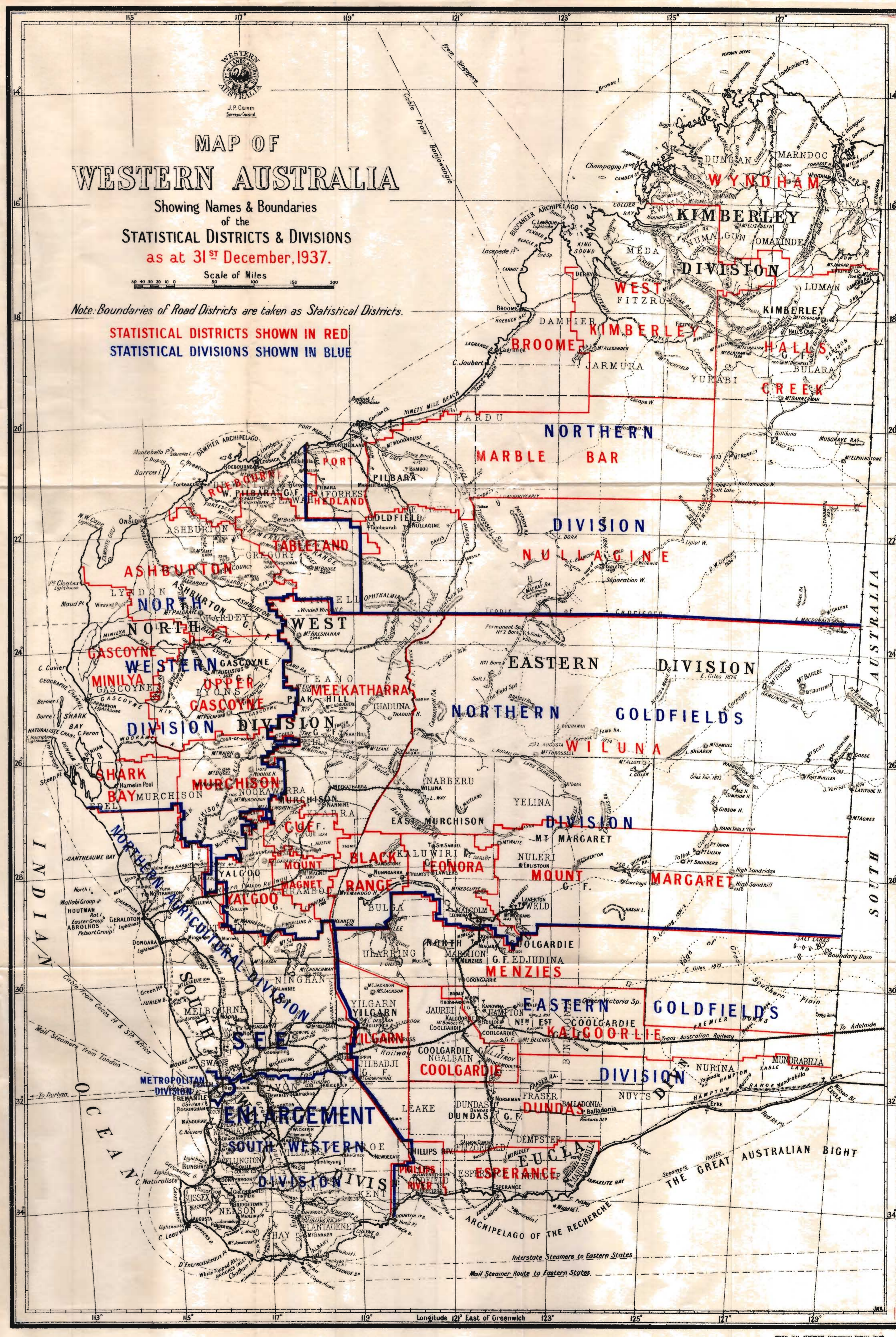
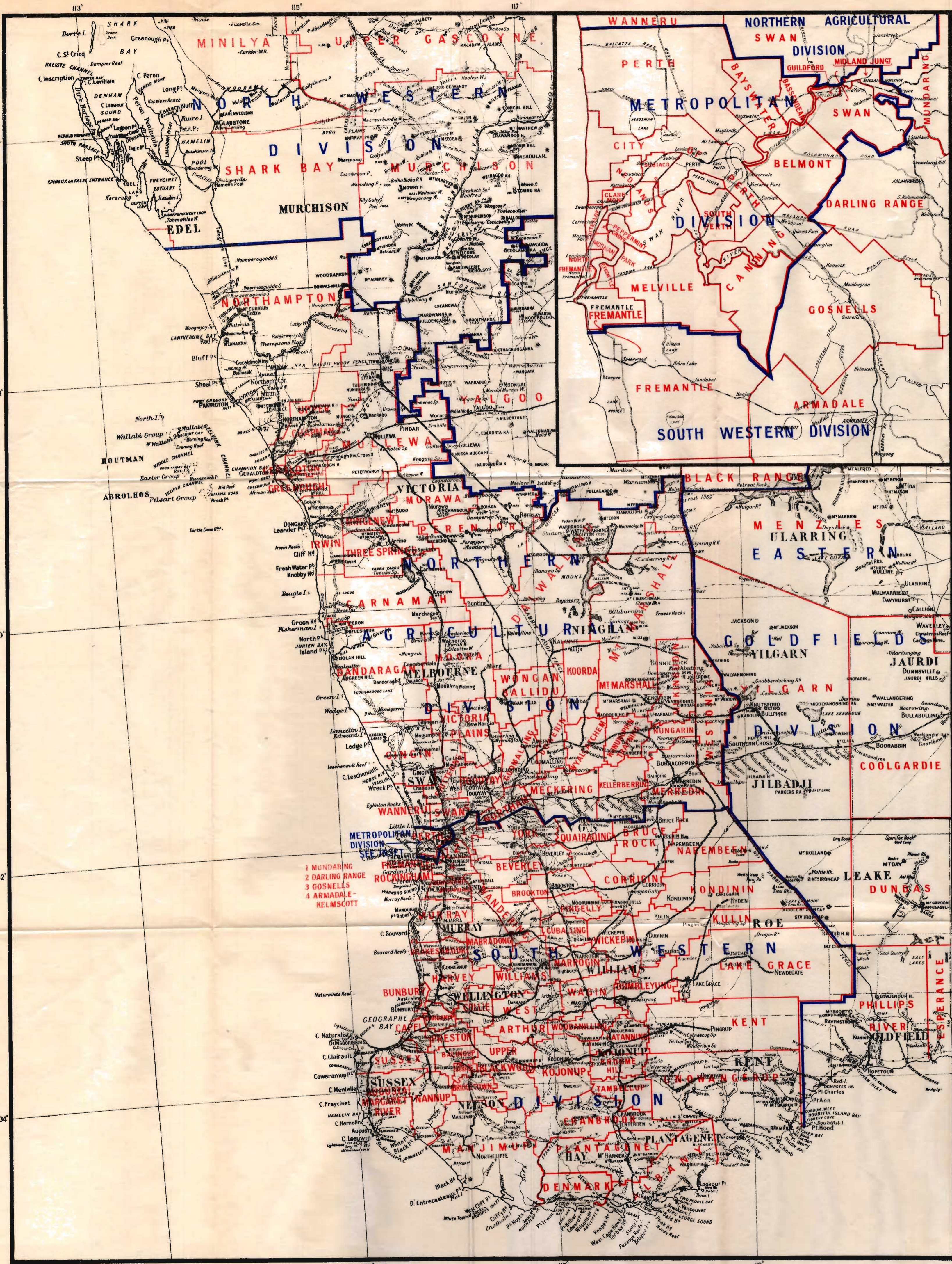
VII.—METEOROLOGICAL STATISTICS.

| | | |
|-----|--|---------|
| 54. | Meteorological Observations at Perth Observatory, 1936 | 98 |
| 55. | Perth: Barometer and Temperature, Monthly Mean Readings, 1927 to 1936 | 99 |
| 56. | Perth: Rainfall, Monthly Mean Readings, 1885 to 1936 | 100 |
| 57. | Rainfall during 1936—with Averages for previous years | 101-103 |
| 58. | Monthly Rainfall for Representative Stations in the Wheatbelt, 1936 | 104-105 |
| 59. | Results of Observations at various Stations, 1936 | 106-107 |

VIII.—MIXED FARMING.—Season 1935-36

(Wheat with Sheep, Dairy Cows and Pigs).

| | | |
|-----|--|-----|
| 60. | Holdings growing Wheat for Grain, showing the Area and Production, also the number of such holdings carrying Sheep, Dairy Cows and Pigs, arranged in "Area under Wheat" series, Season 1935-36 | 108 |
| 61. | Holdings growing Wheat for Grain and the number of such carrying sheep, together with the number of sheep thereon, arranged in "Area under Wheat" series and shown according to divisions, Season 1935-36 | 109 |
| 62. | Holdings growing Wheat for Grain, arranged in divisions and showing the number carrying Sheep and/or Dairy Cows, Season 1935-36 | 110 |



PART V.—LAND SETTLEMENT, AGRICULTURE, LIVE STOCK AND METEOROLOGICAL STATISTICS.

I.—LAND SETTLEMENT.

No. 1.—Occupation of Land on the 30th June, 1937.

| Particulars. | Area. | Area. |
|---|-------------|-------------|
| I.—ABSOLUTELY ALIENATED— | acres. | acres. |
| Area sold by Public Auction or other forms of direct sale, or otherwise alienated, up to 30th June, 1937 | ... | 17,350,114 |
| II.—IN PROCESS OF ALIENATION ON THE 30TH JUNE, 1937— | | |
| Midland Railway Concessions in process of alienation | 54,800 | |
| Free Homestead Farms | 617,366 | |
| Conditional Purchases | 5,366,316 | |
| Selections from late W.A. Land Company | 5,297 | |
| Selections under the Agricultural Lands Purchase Act | 448,043 | |
| Homestead or Grazing Leases | 9,132,699 | |
| Poison Land Leases and Licenses | 18,220 | |
| Town and Suburban Lots | 3,953 | |
| | | 15,646,694 |
| Total Area alienated or in process of alienation on 30th June, 1937... | ... | 33,002,808 |
| III.—LEASES OR LICENSES IN FORCE ON 30TH JUNE, 1937— | | |
| Issued by Lands Department: | | |
| Pastoral Leases | 201,722,737 | |
| Special Leases | 514,923 | |
| Leases of Reserves | 1,044,078 | |
| Residential Lots | 6,264 | |
| Issued by Mines Department: | | |
| Gold Mining Leases * | 35,634 | |
| Mineral Leases † | 38,097 | |
| Miners' Homestead Leases | 32,389 | |
| Issued by Forestry Department: | | |
| Timber Permits ‡ | 1,664,935 | |
| | | 205,059,057 |
| IV.—AREA NEITHER ALIENATED, IN PROCESS OF ALIENATION, NOR LEASED... | ... | 386,526,935 |
| Total Area of Western Australia | ... | 624,588,800 |

* Exclusive of 582 acres on "Private Property."

† Exclusive of 74 acres on "Private Property."

‡ Including 27,881 acres of Firwood Permits, but exclusive of Miscellaneous Permits for Forest Produce.

No. 2.—Land Absolutely and Conditionally Alienated during the year ended 30th June, 1937.

| Particulars. | Holdings. | Area. |
|--|--------------|----------------|
| I.—ABSOLUTELY ALIENATED— | No. | acres. |
| Auction Sales: | | |
| Town and Suburban Lots | 327 | 446 |
| Selections for which the issue of Crown Grants was approved, the prescribed conditions having been complied with: | | |
| Free Homestead Farms | 125 | 18,366 |
| Conditional Purchases | 633 | 213,570 |
| Selections under the Agricultural Lands Purchase Act | 10 | 2,185 |
| Other Leases Crown-granted | 20 | 433 |
| Total | 788 | 234,554 |
| Total absolutely alienated | 1,115 | 235,000 |
| II.—CONDITIONALLY ALIENATED (Applications approved)— | | |
| Conditional Purchases: | | |
| By deferred payments with residence | 495 | 494,561 |
| By deferred payments without residence | 6 | 4,152 |
| By deferred payments, Garden and Orchard Lots | 5 | 85 |
| Total Conditional Purchases | 506 | 498,798 |
| Free Homestead Farms | 56 | 10,921 |
| Selections under the Agricultural Lands Purchase Act | 20 | 11,601 |
| Town Lots | 442 | 697 |
| Total conditionally alienated | 1,024 | 521,117 |
| Total absolutely and conditionally alienated | 2,139 | 756,117 |

PART V.—LAND SETTLEMENT, AGRICULTURE, LIVE STOCK, AND METEOROLOGICAL STATISTICS.

No. 3.—Transactions under Agricultural Lands Purchase Act to 30th June, 1937.

| Name of Estates Purchased. | Area originally available for Selection. | Total Area occupied on 30th June, 1937. | Balance of Area available for Selection or Specially Reserved as at 30th June, 1937. | Name of Estates Purchased. | Area originally available for Selection. | Total Area occupied on 30th June, 1937. | Balance of Area available for Selection or Specially Reserved as at 30th June, 1937. |
|----------------------------|--|---|--|----------------------------|--|---|--|
| Annlebrook | acres. 2,055 | acres. 1,939 | acres. 116 | Mendel | acres. 30,472 | acres. 24,328 | acres. 6,144 |
| Avondale | 7,782 | 7,782 | Nil | Mount Erin | 58,578 | 58,578 | Nil |
| Bolgart | 9,249 | 9,249 | Nil | Mount Hardy | 9,337 | 9,337 | Nil |
| Bowes | 37,595 | 36,949 | 646 | Narra Tarra | 23,710 | 23,710 | Nil |
| Brunswick (Ferrin) | 1,807 | 1,807 | Nil | Norman | 6,776 | 6,776 | Nil |
| Bucklands | 4,987 | 3,995 | 992 | Oakabella | 43,144 | 43,144 | Nil |
| Clifton | 2,561 | 2,561 | Nil | Porongorups | 697 | 596 | 101 |
| Cold Harbour | 6,570 | 6,570 | Nil | Stirling | 7,166 | 7,166 | Nil |
| Coondle | 7,702 | 7,702 | Nil | Throssell | 14,588 | 14,586 | 2 |
| Dudawa | 11,810 | 11,810 | Nil | Uljugalup | 1,811 | ... | †1,811 |
| Gurau | 10,106 | 7,912 | 2,194 | Warding | 3,125 | 3,125 | Nil |
| Gwambygine | 8,562 | 8,562 | Nil | Wanneru (Joondalup) | 832 | 832 | Nil |
| Henty | 2,976 | 2,976 | Nil | Weirs | 237 | ... | †237 |
| Homebush | 1,033 | 1,033 | Nil | Wollys | 3,450 | 3,450 | Nil |
| Jeelobine | 6,045 | 6,045 | Nil | Woodlands | 1,460 | 1,460 | Nil |
| Jingalup | 9,922 | 9,922 | Nil | Yandanooka | 140,309 | 80,848 | 59,461 |
| Karoolup | 3,002 | 515 | †2,487 | Wongoodny | 41,253 | 28,418 | 12,835 |
| Kokatea | 15,026 | 13,072 | 1,954 | | | | |
| Marjidin | 8,129 | 7,553 | 576 | Total * | 543,844 | 454,288 | 89,556 |

* In addition 59 Estates were purchased for Soldier Settlement with an available area for selection of 255,776 acres of which on 30th June, 1937, 216,654 acres were selected, and also the "Peel and Oaklands" Estate of 86,326 acres available for settlement, of which 11,026 acres have been selected and 54,943 acres used for Group Settlement. † Reserved for Group Settlement purposes.

No. 4.—Number and Acreage of Holdings in respect of which Returns were received for the Season 1936-37, arranged in Acreage Series in each Statistical Division.

| Acreage Series. | Divisions. | | | | Total. | | | | | |
|--|------------------------|-------------------------------------|-----------------------------------|-----------------------------|------------|------------------|------------|---------------|---------------|-------------------|
| | Northern Agricultural. | Metropolitan and South-Western. (a) | Eastern and Northern Gold-fields. | North-Western and Northern. | | | | | | |
| ALIENATED LANDS AND LANDS IN PROCESS OF ALIENATION. | | | | | | | | | | |
| 1 and under 5 | No. 122 | acres. 308 | No. 1,338 | acres. 3,106 | No. 19 | acres. 41 | No. 17 | acres. 35 | No. 1,496 | acres. 3,490 |
| 5 and under 50 | 609 | 11,724 | 2,817 | 43,273 | 53 | 951 | 46 | 1,169 | 3,525 | 57,117 |
| 50 and under 100 | 120 | 8,146 | 566 | 40,609 | 7 | 451 | 16 | 992 | 709 | 50,198 |
| 100 and under 500 | 438 | 109,666 | 3,257 | 768,899 | 44 | 11,782 | 13 | 2,546 | 3,752 | 892,893 |
| 500 and under 1,000 | 888 | 727,983 | 1,301 | 982,888 | 80 | 67,399 | 11 | 6,590 | 2,280 | 1,784,860 |
| 1,000 and under 2,000 | 2,247 | 3,197,923 | 2,415 | 3,406,096 | 468 | 591,819 | 7 | 8,400 | 5,137 | 7,204,238 |
| 2,000 and under 5,000 | 1,616 | 4,705,929 | 1,869 | 5,327,863 | 144 | 355,140 | 1 | 2,000 | 3,630 | 10,390,932 |
| 5,000 and under 10,000 | 292 | 1,886,236 | 248 | 1,624,484 | 2 | 10,500 | 1 | 5,000 | 543 | 3,526,220 |
| 10,000 and under 20,000 | 61 | 822,834 | 43 | 556,763 | ... | ... | 1 | 10,000 | 105 | 1,389,597 |
| 20,000 and under 50,000 | 18 | 460,062 | 9 | 203,178 | 1 | 45,000 | ... | ... | 28 | 708,240 |
| 50,000 and under 100,000 | 6 | 342,214 | ... | ... | ... | ... | ... | ... | 6 | 342,214 |
| 100,000 and upwards | 1 | 106,000 | ... | ... | ... | ... | ... | ... | 1 | 106,000 |
| Total | 6,418 | 12,379,025 | 13,863 | 12,957,159 | 818 | 1,083,083 | 113 | 36,732 | 21,212 | 26,455,999 |

CROWN LANDS UNDER LEASE OR LICENSE.

| | | | | | | | | | | |
|------------------------------------|-----------|------------------|------------|----------------|------------|-------------------|------------|--------------------|-------------|--------------------|
| 1 and under 5 | ... | 4 | 9 | ... | 1 | 2 | 5 | 11 | | |
| 5 and under 50 | 3 | 83 | 10 | 214 | 12 | 250 | 4 | 40 | 29 | 587 |
| 50 and under 100 | ... | 6 | 473 | 2 | 154 | ... | ... | 8 | 627 | |
| 100 and under 500 | 8 | 2,140 | 22 | 4,584 | 3 | 898 | ... | 33 | 7,622 | |
| 500 and under 1,000 | 4 | 2,690 | 14 | 9,538 | 3 | 2,334 | ... | 21 | 14,562 | |
| 1,000 and under 2,000 | 4 | 5,600 | 23 | 32,152 | 5 | 4,900 | 2 | 2,800 | 34 | 45,452 |
| 2,000 and under 5,000 | 11 | 32,887 | 25 | 81,252 | 5 | 17,450 | ... | 41 | 131,589 | |
| 5,000 and under 10,000 | 2 | 13,683 | 16 | 108,532 | 3 | 23,000 | 1 | 8,000 | 22 | 153,215 |
| 10,000 and under 20,000 | 7 | 84,100 | 11 | 149,349 | 8 | 139,000 | 4 | 68,500 | 30 | 440,949 |
| 20,000 and under 50,000 | 6 | 179,000 | 1 | 23,000 | 12 | 360,933 | 18 | 511,393 | 37 | 1,074,326 |
| 50,000 and under 100,000 | 3 | 228,037 | ... | ... | 25 | 1,956,037 | 26 | 1,808,264 | 54 | 3,992,338 |
| 100,000 and under 200,000 | 6 | 787,052 | ... | ... | 44 | 6,333,663 | 48 | 7,295,931 | 98 | 14,416,646 |
| 200,000 and under 500,000 | 7 | 2,272,420 | ... | ... | 99 | 31,262,621 | 120 | 39,366,932 | 226 | 72,901,973 |
| 500,000 and under 1,000,000 | 2 | 1,278,792 | ... | ... | 42 | 29,247,215 | 72 | 51,518,689 | 116 | 82,044,696 |
| 1,000,000 and upwards | ... | ... | ... | ... | 2 | 2,000,000 | 11 | 11,529,182 | 13 | 13,529,182 |
| Total | 63 | 4,886,484 | 132 | 409,103 | 265 | 71,348,455 | 307 | 112,109,733 | *767 | 188,753,775 |

*216 of these holdings contain, in addition, alienated lands already separately included under their own heading above. The acreages of such alienated lands have therefore here been excluded. (a) Including in Alienated Lands, etc., 15 Group Settlements, comprising 35,143 acres, the individual acreages for which are not available.

No. 5.—Advances, Repayments, etc., under the Agricultural Bank Act, 1894, and subsequent amendments; also the extent and value of certain improvements effected with the aid thereof, 1927-28 to 1936-37.

| Particulars. | To 30th June. | | | | | | |
|--|---------------|-----------|-----------|-----------|-----------|-----------|-----------|
| | 1928. | 1932. | 1933. | 1934. | 1935. | 1936. | 1937. |
| Amount Advanced £ | 6,606,075 | 9,076,313 | 9,222,753 | 9,310,666 | 9,409,748 | 9,463,575 | 9,496,228 |
| Amount Repaid £ | 2,778,311 | 3,463,401 | 3,541,709 | 3,655,904 | 3,795,136 | 3,897,860 | 3,968,359 |
| Debts Written Off £ | 106,724 | 129,379 | 137,913 | 147,264 | 161,726 | 176,417 | 483,227 |
| Amount Outstanding £ | 3,721,040 | 5,483,533 | 5,543,131 | 5,507,498 | 5,452,886 | 5,389,298 | 5,044,642 |
| Clearing { Acres No. 3,085,457 | 3,085,457 | 3,998,881 | 4,014,488 | 4,022,856 | 4,026,869 | 4,027,879 | 4,029,035 |
| Value £ 3,878,084 | 3,878,084 | 5,240,721 | 5,271,632 | 5,284,192 | 5,288,863 | 5,290,379 | 5,292,113 |
| Cultivating { Acres No. 225,251 | 225,251 | 432,068 | 433,210 | 433,210 | 433,285 | 434,310 | 434,454 |
| Value £ 130,357 | 130,357 | 252,342 | 252,695 | 252,695 | 252,702 | 252,708 | 252,744 |
| Ringbarking { Acres No. 2,447,467 | 2,447,467 | 2,456,752 | 2,457,177 | 2,457,177 | 2,457,177 | 2,457,177 | 2,457,177 |
| Value £ 482,853 | 482,853 | 484,426 | 484,545 | 484,545 | 484,545 | 484,545 | 484,545 |
| Fencing { Chains No. 2,355,174 | 2,355,174 | 3,697,011 | 3,708,331 | 3,709,331 | 3,710,336 | 3,710,742 | 3,724,212 |
| Value £ 719,404 | 719,404 | 821,955 | 825,426 | 826,484 | 826,724 | 826,846 | 830,887 |
| Draining £ | 13,941 | 14,499 | 14,499 | 14,499 | 14,501 | 14,501 | 14,501 |
| Wells, Reservoirs £ | 358,819 | 431,482 | 433,394 | 433,810 | 434,074 | 435,144 | 436,577 |
| Buildings £ | 354,427 | 455,498 | 456,676 | 457,692 | 457,807 | 459,169 | 461,276 |
| Orchards, Poison and Blackboy grubbing £ | 34,738 | 40,216 | 40,282 | 40,344 | 40,351 | 40,351 | 40,351 |
| Rural Industries (Advances to Butter and Bacon Factories) £ | 24,903 | 31,017 | 31,017 | 31,017 | 31,027 | 31,027 | 31,027 |

No. 6.—INDUSTRIES ASSISTANCE BOARD—Details of Annual Expenditure in the Matter of Advances to Assisted Settlers.

| Item. | 1916 to 30th June, 1932, inclusive. | Year ended 30th June. | | | | | Total to end of June, 1937. |
|--|-------------------------------------|-----------------------|---------------|---------------|---------------|----------------|-----------------------------|
| | | 1933. | 1934. | 1935. | 1936. | 1937. | |
| GENERAL CASH ADVANCES. | | | | | | | |
| | £ | £ | £ | £ | £ | £ | £ |
| Sustenance, Wages, Twine, Oils, Parts, Fuel, etc. | 4,856,091 | 705 | 14,625 | 4,204 | 7,671 | 68,544 | 4,951,840 |
| Seed etc. | 225,260 | ... | ... | ... | 7,553 | 20,872 | 253,685 |
| Fodder | 348,847 | ... | ... | 16 | 32,524 | 41,094 | 422,481 |
| Fertiliser | 1,474,688 | ... | 164 | 1,108 | 321 | 21,194 | 1,497,475 |
| Stock | 316,870 | ... | 572 | 65 | 13 | 92 | 317,612 |
| Machinery | 1,356,737 | ... | 4,052 | 4,736 | 1,458 | 151 | 1,367,134 |
| Cornsacks | 1,113,444 | 163 | 39 | 26 | ... | ... | 1,113,672.. |
| Agistment | 1,314 | ... | ... | ... | ... | ... | 1,314.. |
| Insurance | 338,435 | 1 | 105 | ... | 8 | ... | 338,549.. |
| Workers' Compensation... .. | 480 | ... | ... | ... | ... | ... | 480 |
| Land Rents | 662,652 | ... | ... | ... | ... | ... | 662,652 |
| Water Rates | 84,404 | ... | ... | ... | ... | ... | 84,404 |
| Agricultural Bank Interest | 715,777 | ... | ... | ... | ... | ... | 715,777 |
| Railages | 205,250 | 152 | ... | ... | 4,407 | 5,437 | 215,246 |
| Miscellaneous | 870,819 | 7 | 334 | 831 | 7,208 | 3,412 | 882,611 |
| S.S.S. Interest | 477,447 | ... | ... | ... | ... | ... | 477,447 |
| Total | 13,048,515 | 1,028 | 19,891 | 10,986 | 61,163 | 160,796 | 13,302,378 |

No. 7.—INDUSTRIES ASSISTANCE BOARD—Advances, Repayments and Debts Written Off.

| Year ended 31st March. | Advances. | | Interest charged for the year. | Repayments including interest. | | Bad Debts written off to end of year. | Interest Rate. |
|------------------------|------------------|-----------------------|--------------------------------|--------------------------------|-----------------------|---------------------------------------|----------------|
| | Amount for Year. | Total to end of Year. | | Amount for Year. | Total to end of Year. | | |
| To 1927 | £ ... | 11,378,406 | £ 1,096,449 | £ ... | 9,682,389 | £ 318,895 | % 6 and 7 |
| 1928 | 713,197 | 12,086,603 | 119,446 | 994,013 | 10,676,402 | 390,502 | 7 |
| 1929 | 532,497 | 12,619,100 | 111,512 | 825,079 | 11,501,481 | 435,854 | 7 |
| 1930 | 311,642 | 12,930,742 | 110,003 | 430,736 | 11,932,217 | 491,669 | 7 |
| 1931 | 106,550 | 13,037,292 | 113,553 | 198,442 | 12,130,659 | 539,086 | 7 |
| 1932 (a) | 11,223 | 13,048,515 | 140,663 | 126,325 | 12,256,984 | 550,540 | 6 |
| 1933 (b) | 1,028 | 13,049,543 | 105,403 | 56,737 | 12,313,721 | 577,716 | 5 |
| 1934 (b) | 19,891 | 13,069,434 | 89,989 | 38,490 | 12,352,211 | 624,450 | 5 |
| 1935 (b) | 10,986 | 13,080,420 | 73,933 | 36,863 | 12,389,074 | 686,540 | 5 |
| 1936 (b) | 61,163 | 13,141,583 | 70,911 | 47,051 | 12,436,125 | 746,640 | 5 |
| 1937 (c) | 160,796 | 13,302,379 | 59,449 | 62,886 | 12,499,011 | 1,178,333 | 5 |

(a) Fifteen months ended 30th June.

(b) Year ended 30th June.

No. 8.—AGRICULTURAL BANK—SOLDIERS' SETTLEMENT BRANCH.—Details of Annual Expenditure in the matter of Advances made under the provisions of the Discharged Soldiers Settlement Act, 1919, and Amendments.

| Particulars. | Period ended 30th June, 1934. | | Year ended 30th June— | | | | | | Totals to 30th June, 1937. | |
|---|-------------------------------|-----------|-----------------------|-----------|---------|-----------|----------|-----------|----------------------------|--|
| | acres. | value. £ | 1935. | 1936. | 1937. | acres. | value. £ | acres. | value. £ | |
| <i>Improvements.</i> | | | | | | | | | | |
| Buildings | ... | 483,830 | ... | ... | ... | ... | ... | ... | 483,830 | |
| Clearing | 1,013,915 | 1,482,955 | ... | ... | ... | ... | ... | 1,013,915 | 1,482,955 | |
| Ringbarking and Scrubbing | 85,844 | 8,836 | ... | ... | ... | ... | ... | 85,844 | 8,836 | |
| Orchards, Poison Grubbing, etc. | 68,189 | 27,501 | ... | ... | ... | ... | ... | 68,189 | 27,501 | |
| | chains. | | chains. | chains. | chains. | chains. | chains. | chains. | | |
| Fencing and Trellising | 798,104 | 253,315 | ... | ... | ... | ... | ... | 798,104 | 253,315 | |
| Drainage | 5,172 | 4,674 | ... | ... | ... | ... | ... | 5,172 | 4,674 | |
| Wells and Reservoirs | ... | 168,872 | ... | ... | ... | ... | ... | ... | 168,872 | |
| Total Improvement advances | ... | 2,429,983 | ... | ... | ... | ... | ... | ... | 2,429,983 | |
| Stock | ... | 496,147 | ... | ... | ... | ... | ... | ... | 496,147 | |
| Machinery | ... | 168,473 | ... | ... | ... | ... | ... | ... | 168,473 | |
| Liabilities | ... | 2,604,456 | ... | ... | ... | ... | ... | ... | 2,604,456 | |
| Unallotted, etc. | ... | 290,881 | ... | 331 | ... | 426 | ... | 466 | 292,104 | |
| Capitalisation of Interest | ... | 1,275 | ... | ... | ... | ... | 15,241 | ... | 16,516 | |
| Total Advances during year ... | ... | ... | ... | 331 | ... | 426 | ... | 15,707 | ... | |
| Total Advances to end of year ... | ... | 5,991,215 | ... | 5,991,546 | ... | 5,991,972 | ... | 6,007,679 | 6,007,679 | |
| Principal owing at end of year ... | ... | 4,314,353 | ... | 4,229,627 | ... | 4,161,814 | ... | 4,007,615 | ... | |
| Interest owing at end of year ... | ... | 816,494 | ... | 890,783 | ... | 950,204 | ... | 782,363 | ... | |
| Total ... | ... | 5,130,847 | ... | 5,120,410 | ... | 5,112,018 | ... | 4,789,978 | ... | |

Note.—The boundaries of Road Board Districts have been adopted since 1928-29 as Statistical Districts in lieu of the districts as defined in previous years from the sheet lines of the standard plans of the Lands Department.

No. 9.—Total Area of Statistical Districts and Privately-owned and Crown Lands held under Lease or License, for which Returns (*) were received, Season 1936-37; also Cropping, Clearing, etc., for same period.

| Statistical Districts and Divisions. | Privately owned Land. | | | Cropping, Clearing, etc., on Holdings | | | | | | Ringbarked or partially cleared. | |
|--|-------------------------|---------------|---------------|---------------------------------------|--------------|------------------|---------------------------------------|---------------------------|----------|----------------------------------|--|
| | Total Area of District. | Owned. | Rented. | Total. | Crown Lands. | Area under Crop. | Permanent Artificially Sown Pastures. | Prepared for next Season. | Fallow. | | Previously cropped, now used for grazing, or lying idle. |
| | sq. miles. | acres. | acres. | acres. | acres. | acres. | acres. | acres. | acres. | acres. | acres. |
| METROPOLITAN DIVISION— | | | | | | | | | | | |
| Perth | 71 | 7,686 | 14,104 | 21,790 | 3,175 | 1,535 | 12 | 1 | .. | 842 | 41 |
| Bayswater | 11 | 858 | 106 | 964 | .. | 71 | .. | .. | .. | 775 | .. |
| Bassendean | 4 | 237 | 6 | 243 | .. | 30 | .. | .. | 5 | 44 | .. |
| Swan (Part) | 18 | 4,338 | 1,190 | 5,528 | .. | 181 | 1,037 | .. | .. | 2,249 | 561 |
| Belmont Park | 15.1 | 2,350 | 118 | 2,468 | .. | 138 | 212 | 5 | .. | 219 | 218 |
| South Perth | 6 | 61 | 46 | 107 | .. | 42 | .. | .. | .. | .. | .. |
| Canning | 26 | 3,222 | 8 | 3,230 | .. | 106 | .. | .. | .. | .. | .. |
| Melville | 21 | 1,841 | .. | 1,841 | .. | 43 | 43 | .. | .. | .. | .. |
| Neelands | 8 | 409 | .. | 418 | .. | 57 | 75 | .. | .. | .. | .. |
| Claremont (M.) | 2 | 70 | 28 | 98 | .. | 6 | .. | .. | .. | .. | .. |
| Peppermint Grove | 0.4 | 12 | .. | 12 | .. | .. | .. | .. | .. | .. | .. |
| Cottesloe (M.) | 1.5 | 15 | .. | 15 | .. | .. | .. | .. | .. | .. | .. |
| Buckland Hill | 1 | 9 | .. | 9 | .. | .. | .. | .. | .. | .. | .. |
| Fremantle (Part) | 8 | 11 | .. | 11 | .. | 11 | .. | .. | .. | .. | 10 |
| Total, Metropolitan | 193 | 21,119 | 15,613 | 36,732 | 3,185 | 2,220 | 1,607 | 6 | 5 | 4,129 | 830 |
| NORTHERN AGRICULTURAL DIVISION— | | | | | | | | | | | |
| Northampton | 7,800 | 556,946 | 10,338 | 597,284 | 689,369 | 41,219 | 1,093 | 1,608 | 13,852 | 109,920 | 6,851 |
| Mullewa | 4,231 | 616,422 | 13,256 | 629,678 | 1,144,694 | 76,847 | .. | 3,092 | 26,549 | 115,357 | 3,890 |
| Upper Chapman | 1,474 | 441,207 | 9,196 | 450,403 | 400 | 52,619 | 300 | 2,137 | 18,641 | 109,330 | 2,505 |
| Geraldton | 329 | 135,049 | 4,245 | 139,294 | 18 | 8,790 | 770 | .. | .. | 43,882 | 17,600 |
| Greenough | 334 | 169,522 | 5,692 | 175,214 | 13,000 | 10,983 | 200 | 24 | 305 | 30,082 | 1,580 |
| Irwin | 857 | 138,481 | 23,802 | 162,283 | .. | 4,512 | .. | .. | 180 | 18,910 | 1,500 |
| Mingenew | 800 | 391,720 | 17,128 | 408,848 | .. | 23,125 | .. | 954 | 8,685 | 79,664 | 12,458 |
| Morawa | 1,281 | 502,262 | 2,149 | 504,411 | .. | 95,756 | .. | 2,018 | 8,846 | 90,432 | 3,890 |
| Perenjori | 493 | 156 | 6,008 | 499,164 | 644,000 | 98,187 | .. | 1,582 | 62,399 | 96,991 | 2,985 |
| Three Springs | 1,009 | 282,929 | 3,124 | 286,053 | 6,000 | 40,672 | .. | 1,537 | 15,928 | 77,431 | 3,185 |
| Carmanah | 2,668 | 446,570 | 17,128 | 463,698 | .. | 89,311 | .. | 3,709 | 63,279 | 151,788 | 3,750 |
| Dalwallinu | 5,325 | 697,635 | 9,800 | 707,435 | .. | 143,329 | .. | 1,610 | 107,984 | 166,914 | 465 |
| Doodanivally | 1,482 | 148,211 | 3,250 | 151,461 | 2,125,808 | 8,944 | 1,550 | 1,178 | 18,645 | 54,370 | .. |
| Moora | 1,445 | 609,458 | 9,634 | 619,092 | 1,164,587 | 78,334 | 2,931 | 2,096 | 48,578 | 239,492 | 10,690 |
| Wongan-Ballidu | 1,342 | 585,517 | 16,424 | 601,941 | 3,045 | 109,701 | 80 | 3,495 | 11,792 | 1,121 | .. |
| Victoria Plains | 965 | 309,679 | 5,782 | 315,461 | 38,100 | 34,752 | .. | 1,884 | 26,128 | 181,618 | 9,016 |
| Gingin | 1,272 | 166,810 | 1,640 | 168,452 | 40,000 | 6,931 | 2,240 | 1,117 | 362 | 25,826 | 9,433 |
| Chiltering | 483 | 133,132 | 1,640 | 134,772 | .. | 803 | .. | 328 | 1,846 | 20,239 | 16,289 |
| Wanneroo | 308 | 45,883 | 25,572 | 71,455 | .. | 760 | .. | 13 | .. | 387 | .. |
| Swan (Part) | 353 | 69,040 | 1,025 | 70,065 | .. | 5,855 | .. | 592 | .. | 9,307 | 15,618 |
| Toodyay | 681 | 176,207 | 9,988 | 186,195 | .. | 18,495 | .. | 420 | .. | 50,754 | 23,112 |
| Goosallang | 718 | 324,359 | 31,937 | 356,316 | .. | 70,442 | .. | 979 | .. | 117,480 | 4,841 |
| Northam | 452 | 271,180 | 30,821 | 302,001 | .. | 44,732 | .. | 117 | .. | 32,667 | 15,180 |

PART V.—LAND SETTLEMENT, AGRICULTURE, LIVE STOCK, AND METEOROLOGICAL STATISTICS.

No. 9.—Total Area of Statistical Districts and Privately-owned and Crown Lands held under Lease or License, for which Returns (*) were received,—Season 1936-37; also Cropping, Clearing, etc., for same period—continued.

| Statistical Districts and Divisions. | Privately owned Land. | | | Cropping, Clearing, etc., on Holdings. | | | | | | | | |
|---|-------------------------|-------------------|----------------|--|------------------|------------------|---------------------------------------|---------------------------|------------------|--|----------------------------------|--|
| | Total Area of District. | Owned. | Rented. | Total. | Crown Lands. | Area under Crop. | Permanent Artificially Sown Pastures. | Prepared for next Season. | Fallow. | Previously cropped, now used for grazing, or lying idle. | Ringbarbed or partially cleared. | |
| | sq. miles. | acres. | acres. | acres. | acres. | acres. | acres. | acres. | acres. | acres. | acres. | |
| NORTHERN AGRICULTURAL DIVISION—cont. | | | | | | | | | | | | |
| Meckering | 1,062 | 568,061 | 30,437 | 598,498 | | 144,859 | 2,411 | 3,995 | 117,578 | 183,124 | 4,273 | |
| Kellerberrig | 767 | 381,935 | 14,692 | 396,627 | 1,120 | 101,177 | | 3,068 | 103,020 | 103,020 | 3,457 | |
| Merridun | 1,309 | 450,330 | 6,594 | 456,933 | 4,140 | 115,170 | | 2,426 | 106,302 | 106,302 | 1,755 | |
| Dowerin | 807 | 371,880 | 15,932 | 387,812 | | 97,629 | | 1,740 | 89,565 | 138,970 | 1,383 | |
| Wyalkatchem | 533 | 316,552 | 9,842 | 326,394 | | 94,738 | | 2,286 | 67,428 | | | |
| Koorda | 1,107 | 306,131 | 3,427 | 309,558 | | 74,488 | | 5,156 | 50,336 | 64,046 | | |
| Mount Marshall | 4,232 | 715,526 | 1,600 | 717,326 | 4,120 | 139,941 | | 5,635 | 137,881 | 4,683 | | |
| Mukinbudin | 1,289 | 422,719 | 10,697 | 433,416 | | 101,768 | | 4,248 | 65,612 | 48,968 | 3,146 | |
| Kununoppin-Trayning | 648 | 294,557 | 18,853 | 310,410 | | 79,705 | | 500 | 66,700 | 16,386 | 1,450 | |
| Nungavin | 422 | 181,983 | 5,286 | 187,269 | | 51,709 | | 1,351 | 36,382 | 56,350 | 556 | |
| Westonia | 1,253 | 296,365 | | 296,365 | | 62,298 | | 1,363 | 37,680 | 52,281 | | |
| Total, Northern Agricultural | 52,723 | 12,017,423 | 361,602 | 12,379,025 | 4,886,484 | 2,130,851 | 21,743 | 50,306 | 1,437,650 | 2,891,659 | 234,370 | |
| SOUTH-WESTERN DIVISION— | | | | | | | | | | | | |
| No. 1 Subdivision— | | | | | | | | | | | | |
| Mundaring | 259 | 36,949 | 609 | 37,558 | 21 | 1,864 | 913 | 6 | 107 | 3,570 | 10,679 | |
| Darling Range | 137 | 12,440 | 495 | 12,935 | | 1,825 | 639 | 15 | 1 | 1,484 | 2,118 | |
| Goanells | 48 | 3,781 | 2,96 | 4,077 | | 818 | 158 | | 12 | 32 | 6 | |
| Fromante (Part) | 53 | 9,044 | 1,718 | 10,762 | 512 | 843 | 149 | 10 | 86 | 265 | | |
| Armadale-Kelmscott | 276 | 35,674 | 3,290 | 38,964 | 87 | 3,027 | 8,488 | 4 | 162 | 4,172 | 1,011 | |
| Rockingham | 146 | 20,466 | 3,011 | 23,477 | 40 | 1,004 | 2,646 | 407 | 15 | 1,189 | 602 | |
| Serpentine-Jarrahdale | 288 | 49,861 | 1,969 | 52,830 | 5,100 | 3,252 | 30,560 | 1,324 | 540 | 2,660 | 17,764 | |
| Murray | 769 | 161,194 | 3,796 | 165,732 | 3,134 | 2,280 | 42,050 | 488 | 151 | 3,445 | 5,853 | |
| Drakesbrook | 322 | 61,936 | 10,767 | 72,703 | | 238 | 4,060 | 14 | 238 | 7,049 | 25,913 | |
| Harvey | 80 | 31,265 | 2,060 | 33,325 | | 332 | 2,087 | 25 | 25 | 1,904 | 4,889 | |
| Bunbury | 208 | 66,790 | 3,880 | 70,670 | 4,600 | 698 | 2,273 | 176 | 345 | 5,433 | 12,623 | |
| Dardanup | 359 | 57,277 | 2,325 | 59,602 | | 1,870 | 16,492 | 311 | 2 | 2,286 | 2,495 | |
| Collie | 181 | 57,905 | 3,225 | 60,230 | | 1,870 | 16,492 | 142 | 153 | 2,469 | 11,071 | |
| Cape | 359 | 57,277 | 2,325 | 59,602 | | 1,870 | 16,492 | 311 | 2 | 2,286 | 2,495 | |
| Preston | 181 | 57,905 | 3,225 | 60,230 | | 1,870 | 16,492 | 142 | 153 | 2,469 | 11,071 | |
| Sussex | 507 | 130,624 | 10,602 | 141,090 | 21,300 | 5,980 | 34,687 | 259 | 117 | 12,935 | 34,550 | |
| Ballinacree | 281 | 65,286 | 4,985 | 70,271 | 1,925 | 2,729 | 10,106 | 849 | 32 | 9,157 | 25,984 | |
| Gallop | 73 | 34,569 | 1,752 | 36,321 | 719 | 1,649 | 9,515 | 405 | 60 | 2,934 | 8,910 | |
| Upper Blackwood | 1,104 | 433,796 | 7,012 | 440,808 | 72,764 | 7,844 | 40,576 | 2,088 | 1,308 | 37,999 | 182,079 | |
| Augusta-Margaret River | 1,429 | 126,655 | 1,561 | 131,216 | 24,739 | 7,352 | 27,261 | 307 | 43 | 1,305 | 19,490 | |
| Nannup | 926 | 61,971 | 1,192 | 62,163 | 10,000 | 5,897 | 27,071 | 1,027 | 254 | 1,070 | 20,249 | |
| Bridgetown | 450 | 109,512 | 11,292 | 120,804 | 24,518 | 5,897 | 27,071 | 1,027 | 254 | 9,890 | 45,649 | |
| Manjimup | 2,849 | 198,512 | 684 | 199,196 | 107,401 | 10,224 | 44,190 | 961 | 150 | 9,655 | 45,587 | |
| Crabbrook | 1,211 | 469,611 | 14,590 | 484,201 | 88,201 | 8,286 | 33,610 | 2,271 | 3,949 | 20,838 | 80,985 | |
| Plantagenet | 1,780 | 324,509 | | 324,509 | 6,972 | 8,286 | 39,921 | 2,499 | 1,857 | 9,246 | 12,443 | |
| Denmark | 718 | 60,050 | 140 | 60,190 | 32 | 4,980 | 10,068 | 111 | 5,748 | 680 | | |
| Albany | 1,700 | 150,073 | 897 | 150,970 | 9,082 | 3,769 | 8,660 | 618 | 409 | 9,001 | 4,821 | |
| Total, No. 1 Subdivision | 17,107 | 3,007,919 | 89,972 | 3,097,891 | 328,963 | 99,910 | 472,263 | 15,874 | 10,188 | 174,231 | 538,382 | |

PART V.—LAND SETTLEMENT, AGRICULTURE, LIVE STOCK, AND
METEOROLOGICAL STATISTICS.

| | | | | | | | | | | | | |
|---|----------------|-------------------|----------------|-------------------|-------------------|------------------|----------------|---------------|------------------|------------------|------------------|--|
| No. 2. Subdivision— | | | | | | | | | | | | |
| York | 871 | 313,310 | 51,458 | 364,768 | 1,000 | 63,958 | 358 | 275 | 46,512 | 124,801 | 8,585 | |
| Quarading | 655 | 420,740 | 9,637 | 430,377 | 5,503 | 103,227 | 250 | 2,137 | 40,713 | 144,893 | 283 | |
| Bruee Rock | 1,051 | 517,001 | 10,756 | 527,757 | | 131,196 | | 1,480 | 123,637 | 127,725 | 575 | |
| Narembeen | 1,411 | 436,426 | 650 | 437,076 | | 91,167 | | 1,600 | 61,859 | 101,823 | 817 | |
| Wandering | 755 | 158,016 | 5,820 | 163,836 | | 11,354 | 2,720 | 5,000 | 4,527 | 15,821 | 80,872 | |
| Beverley | 904 | 366,972 | 39,491 | 406,463 | 2,500 | 68,835 | 6,891 | 1,838 | 41,318 | 145,621 | 58,072 | |
| Brookton | 464 | 259,637 | 30,244 | 289,881 | | 46,382 | 1,553 | 1,202 | 25,531 | 87,299 | 31,299 | |
| Phillip | 1,196 | 213,384 | 34,153 | 247,537 | 2,014 | 38,675 | 1,301 | 1,358 | 27,557 | 109,342 | 23,429 | |
| Corrigin | 1,644 | 482,773 | 23,979 | 506,752 | | 106,201 | 393 | 1,428 | 64,075 | 164,430 | 29,984 | |
| Koonhlin | 1,644 | 370,515 | 13,172 | 383,687 | 240 | 82,942 | 320 | 6,944 | 50,711 | 24,344 | 9,206 | |
| Cuballing | 463 | 177,794 | 5,622 | 183,416 | | 25,418 | | 833 | 14,543 | 27,297 | 7,305 | |
| Wickepin | 768 | 372,145 | 14,288 | 386,433 | | 92,846 | | 4,439 | 34,942 | 127,696 | 22,696 | |
| Kullin | 1,828 | 454,615 | 13,241 | 467,856 | | 32,847 | | 4,396 | 63,228 | 125,267 | 24,530 | |
| Marradong | 738 | 60,022 | 4,377 | 64,399 | | 9,511 | 1,025 | 380 | 7,110 | 13,091 | 24,280 | |
| Williams | 865 | 328,730 | 16,445 | 345,175 | 1,000 | 34,463 | 10,824 | 948 | 7,294 | 82,130 | 85,269 | |
| Narrogin | 629 | 292,359 | 19,775 | 312,134 | 43,900 | 33,208 | 120 | 1,276 | 34,421 | 128,130 | 16,815 | |
| West Arthur | 1,091 | 433,016 | 16,820 | 449,836 | | 8,176 | 12,625 | 3,983 | 27,093 | 73,932 | 126,785 | |
| Wagin | 744 | 398,056 | 27,540 | 425,596 | | 48,355 | 1,718 | 3,693 | 27,895 | 102,948 | 11,842 | |
| Dumbleyung | 994 | 396,681 | 15,196 | 411,877 | | 81,663 | 80 | 3,951 | 53,081 | 126,696 | 3,077 | |
| Lake Grace | 3,523 | 515,857 | 527,170 | 1,043,027 | | 80,592 | | 3,728 | 43,688 | 130,647 | 10,770 | |
| Woodanilling | 437 | 210,395 | 14,808 | 225,203 | | 30,295 | | 3,770 | 31,520 | 58,554 | 95,110 | |
| Katanning | 586 | 284,840 | 6,738 | 291,578 | | 51,969 | 640 | 2,289 | 33,920 | 155,690 | 2,712 | |
| Kent | 2,841 | 282,138 | 6,967 | 289,105 | 3,900 | 43,480 | | 1,680 | 21,439 | 102,869 | 15,045 | |
| Kojoonup | 1,134 | 606,164 | 16,350 | 622,514 | | 24,978 | 76,864 | 9,937 | 12,738 | 66,884 | 104,507 | |
| Broomehill | 456 | 236,292 | 9,310 | 245,602 | 1,600 | 31,335 | 2,193 | 2,717 | 15,081 | 106,748 | 36,610 | |
| Tambellup | 554 | 242,705 | 8,517 | 251,222 | | 28,676 | 12,437 | 2,666 | 13,742 | 69,564 | 42,107 | |
| Gnowangerup | 4,079 | 514,006 | 13,180 | 527,186 | 13,160 | 71,143 | 3,370 | 1,199 | 43,308 | 278,960 | 52,929 | |
| Total, No. 2 Subdivision | 31,195 | 9,385,089 | 436,847 | 9,822,936 | 76,955 | 1,504,004 | 137,247 | 58,676 | 1,055,313 | 3,085,404 | 903,601 | |
| Total, South-Western | | | | | | | | | | | | |
| Total, South-Western | 48,302 | 12,393,908 | 526,819 | 12,920,727 | 405,918 | 1,603,914 | 603,510 | 74,750 | 1,015,501 | 3,209,635 | 1,442,073 | |
| EASTERN GOLDFIELDS DIVISION— | | | | | | | | | | | | |
| Phillips River | 4,901 | 83,841 | 1,460 | 85,301 | 101,000 | 4,600 | | 574 | 9,205 | 15,505 | 540 | |
| Esperance | 11,048 | 214,154 | 3,840 | 217,994 | 2,724,511 | 10,276 | 2,544 | 1,640 | 6,795 | 47,283 | 2,490 | |
| Dundas | 41,509 | 121,741 | 4,000 | 125,741 | 549,691 | 18,681 | | 220 | 13,335 | 44,649 | 440 | |
| Yilgarn | 13,075 | 649,649 | | 663,649 | 808,000 | 117,640 | | 3,083 | 60,743 | 131,961 | 2,872 | |
| Coalgardie | 11,753 | 21 | | 21 | 600,355 | | | | | | | |
| Kalgoorlie | 27,516 | 2,000 | 4 | 2,004 | 3,116,262 | 521 | | | 130 | | | |
| Menzies | 57,500 | 22 | | 22 | 4,842,314 | | | | | | | |
| Total, Eastern Goldfields | 167,302 | 1,071,428 | 9,304 | 1,080,732 | 12,742,333 | 146,718 | 2,544 | 5,517 | 86,217 | 259,623 | 6,272 | |
| NORTHERN GOLDFIELDS DIVISION— | | | | | | | | | | | | |
| Mount Margaret | 70,733 | 6 | | 6 | 3,641,306 | 1 | | | | | | |
| Wiluna | 55,369 | | | | 8,126,053 | 3 | | | | | | |
| Leonora | 12,256 | 661 | | 661 | 9,951,335 | 3 | | | | | | |
| Black Range | 10,862 | | | | 5,477,871 | 1 | | | | 800 | | |
| Yalgoo | 10,259 | 644 | | 644 | 7,338,184 | 3 | | | | | | |
| Mount Magnet | 5,280 | | | | 3,817,925 | 5 | | | | | | |
| Cue | 5,226 | 400 | | 400 | 5,282,575 | 9 | | | | | | |
| Meekatharra | 111,074 | 640 | | 640 | 14,971,173 | 3 | | | | | | |
| Total, Northern Goldfields | 281,009 | 2,851 | | 2,851 | 58,606,122 | 28 | | | | 800 | | |

PART V.—LAND SETTLEMENT, AGRICULTURE, LIVE STOCK, AND METEOROLOGICAL STATISTICS.

No. 9.—Total Area of Statistical Districts and Privately-owned and Crown Lands held under Lease or License or License (*), for which Returns (*) were received, Season 1936-37; also Cropping, Clearing, etc., for same period—continued.

| Statistical Districts and Divisions. | Total Area of District. | | Privately owned Land. | | Crown Lands. | Clearing, Cropping, etc., on Holdings. | | | | | | |
|--------------------------------------|-------------------------|-------------------|-----------------------|------------|-------------------|--|----------------------|---------------------------------------|--------------------------------------|------------------|--|----------------------------------|
| | sq. miles. | acres. | Owned. | Rented. | | Total. | Area under Crop. | Permanent Artificially Sown Pastures. | New ground prepared for next Season. | Fallow. | Previously cropped, now used for grazing, or lying idle. | Ringbarked or partially cleared. |
| NORTH-WESTERN DIVISION— | | | | | | | | | | | | |
| Murchison | 17,450 | 2,279 | 2,279 | ... | 2,279 | 8,085 | 3 | ... | ... | ... | ... | ... |
| Shark Bay | 7,314 | 200 | 200 | ... | 8,048 | 10,477,150 | 65 | ... | ... | ... | ... | ... |
| Gascoyne-Mfmllya | 21,929 | 8,492 | ... | 125 | 8,617 | 9,948,109 | 298 | ... | 13 | ... | 4 | ... |
| Upper Gascoyne | 20,582 | 1,821 | 640 | ... | 2,561 | 10,909,674 | 2 | ... | ... | ... | ... | ... |
| Ashburton | 25,251 | 900 | ... | ... | 900 | 12,711,889 | 1 | ... | ... | ... | ... | ... |
| Tableland | 13,185 | 440 | ... | ... | 440 | 1,357,991 | ... | ... | ... | ... | ... | ... |
| Roebourne | 8,452 | 12,640 | ... | ... | 12,640 | 3,516,775 | ... | ... | ... | ... | ... | ... |
| Total, North-Western | 116,203 | 26,572 | 765 | ... | 27,337 | 56,389,892 | 364 | ... | 13 | 49 | 4 | ... |
| NORTHERN DIVISION— | | | | | | | | | | | | |
| Nulagine | 92,568 | 1,640 | ... | ... | 1,640 | 7,140,668 | ... | ... | ... | ... | ... | ... |
| Fort Hedland | 9,034 | 300 | ... | ... | 300 | 3,294,115 | ... | ... | ... | ... | ... | ... |
| Marble Bar | 69,526 | ... | ... | ... | ... | 5,564,595 | ... | ... | ... | ... | ... | ... |
| Broomie | 20,740 | ... | 3 | ... | ... | 4,233,595 | 23 | ... | ... | 15 | ... | ... |
| West Kimberley | 39,655 | 6,426 | 4 | ... | 6,430 | 16,404,273 | 185 | 400 | 8 | 73 | 2 | 2,020 |
| Hull's Creek | 31,874 | ... | ... | ... | ... | 14,139,643 | 11 | ... | ... | ... | ... | ... |
| Wyndham | 46,791 | 1,009 | ... | ... | 1,009 | 4,870,654 | 32 | ... | 35 | 12 | ... | ... |
| Total, Northern | 310,188 | 9,388 | 7 | ... | 9,395 | 55,719,841 | 254 | 400 | 43 | 100 | 2 | 2,020 |
| GRAND TOTAL, W.A. | 975,920 | 25,541,889 | 914,110 | ... | 26,455,999 | 188,753,775 | (a) 3,884,349 | 635,804 | 139,635 | 2,539,522 | 6,365,852 | 1,685,565 |

NOTE.—In addition to the above figures the following particulars were also obtained:—Lands farmed on the "Share System": For Cultivation, 42,602 acres. * Statistical returns are collected from all lands over one acre in extent upon which Agricultural or Pastoral pursuits are carried on, and, therefore, comprise all lands the obtaining of Returns from which would serve any practical purpose. (a) Including Meadow Hay.

No. 10.—Permanent Improvements and Machinery on Holdings in each Statistical District and Division; Season 1938-37.

PRIVATELY-OWNED AND CROWN LANDS.

| Statistical Districts and Divisions. | Value of Implements and Machinery, etc. | | | | Motor Tractors. | Wells. | Dams. |
|--|--|--------------|-----------|-----------|-----------------|---------|-------|
| | *Buildings for Stock, Produce, and Machinery | Agriculture. | Dairying. | Pastoral. | | | |
| | No. | £ | £ | £ | No. | £ | No. |
| METROPOLITAN DIVISION— | | | | | | | |
| Perth | 1,182 | 24,007 | 1,368 | 3,253 | | 528 | 2 |
| Bassendean | 29 | 1,360 | | 70 | | 265 | 1 |
| Swan | | | | | | | |
| Swan (Part) | 194 | 4,859 | 430 | 803 | 2 | 96 | |
| Belmont | 488 | 9,928 | 515 | 983 | | 156 | |
| South Perth | | | | | | 3 | |
| Canby | 392 | 6,151 | 600 | 1,75 | 1 | 234 | |
| Melville | 12 | 900 | 70 | 2,655 | | 2 | |
| Nealands | 11 | 740 | 380 | 146 | | 14 | |
| Claremont (M.) | 1 | 100 | 10 | | | 13 | |
| Total, Metropolitan | 2,330 | 49,061 | 3,373 | 8,855 | 3 | 1,311 | 3 |
| NORTHERN AGRICULTURAL DIVISION— | | | | | | | |
| Northampton | 404 | 28,926 | 49,813 | 240 | 56 | 7,905 | 23 |
| Mullewa | 292 | 21,980 | 66,994 | 50 | 106 | 18,430 | 50 |
| Upper Chapman | 406 | 29,485 | 57,200 | 175 | 89 | 12,915 | 42 |
| Geraldton | 145 | 14,625 | 14,691 | 456 | 12 | 1,115 | 186 |
| Greenough | 176 | 15,410 | 13,525 | 628 | 7 | 559 | 228 |
| Irwin | | | | | | | |
| Mingenew | 177 | 4,770 | 5,785 | 88 | 7 | 379 | 188 |
| Morawa | 310 | 16,034 | 28,937 | 36 | 23 | 4,070 | 177 |
| Perse | 322 | 21,758 | 77,552 | 50 | 149 | 25,436 | 286 |
| Three Springs | 518 | 17,770 | 70,731 | | 141 | 23,025 | 382 |
| Carveth | 373 | 36,465 | 42,158 | 266 | 71 | 11,290 | 171 |
| Dalwallinu | 559 | 41,435 | 83,921 | 99 | 150 | 27,827 | 393 |
| Dandaragan | 77 | 16,826 | 125,675 | 1,027 | 219 | 35,705 | 388 |
| Mooro | 644 | 73,801 | 97,304 | 67 | 3 | 145 | 88 |
| Wongan-Ballidu | 468 | 31,889 | 102,271 | 697 | 121 | 23,514 | 808 |
| Victoria Plains | 297 | 32,501 | 38,949 | 436 | 52 | 24,080 | 250 |
| Gin Gin | 133 | 7,700 | 4,682 | 438 | 1 | 7,275 | 203 |
| Chilfatang | 213 | 10,958 | 11,002 | 342 | 6 | 70 | 141 |
| Wanneroo | 287 | 4,953 | 1,448 | 611 | | 655 | 44 |
| Toots (Part) | 367 | 50,779 | 18,121 | 376 | 12 | 1,130 | 13 |
| Goodaling | 453 | 36,022 | 22,510 | 1,244 | 33 | 2,764 | 132 |
| Northam | 734 | 72,084 | 60,356 | 290 | 45 | 6,890 | 521 |
| Mackering | 820 | 53,203 | 118,273 | 1,120 | 38 | 571 | 142 |
| Kellerberrin | 744 | 48,497 | 118,273 | 429 | 34 | 8,850 | 172 |
| Merridun | 672 | 28,668 | 102,940 | 150 | 145 | 21,680 | 280 |
| Dwyrven | 667 | 40,550 | 96,714 | 575 | 138 | 18,340 | 162 |
| Wyalkatchem | 498 | 27,276 | 92,660 | 63 | 126 | 16,055 | 48 |
| Georda | 294 | 14,614 | 74,170 | 20 | 113 | 21,370 | 258 |
| Moitah | 571 | 24,269 | 59,899 | | 114 | 19,901 | 189 |
| Mushandun | 361 | 13,665 | 81,437 | 13 | 85 | 14,421 | 53 |
| Kununoppin-Trayning | 403 | 21,912 | 60,923 | 63 | 206 | 29,605 | 271 |
| Nugarrin | 232 | 10,625 | 38,255 | 260 | 96 | 15,432 | 204 |
| Westonia | 315 | 13,445 | 51,950 | 20 | 47 | 19,005 | 71 |
| Total, Northern Agricultural | 13,523 | 953,029 | 1,907,001 | 10,418 | 2,749 | 434,454 | 5,715 |
| Total, Northern Agricultural | | | | | | | |
| Total, Northern Agricultural | 13,523 | 953,029 | 1,907,001 | 10,418 | 2,749 | 434,454 | 5,715 |

No. 10.—Permanent Improvements and Machinery on Holdings in each Statistical District and Division; Season 1936-1937—continued.

PRIVATELY-OWNED AND CROWN LANDS.

| Statistical Districts and Divisions. | Buildings for Stock, Produce, and Machinery. | | Value of Implements and Machinery, etc. | | Motor Tractors. | | Wells. | | Dams. | |
|--------------------------------------|--|------------------|---|-----------|-----------------|-----|------------------|-------|-------|--|
| | No. | Estimated Value. | Agriculture. | Dairying. | Pastoral. | No. | Estimated Value. | No. | No. | |
| SOUTH-WESTERN DIVISION— | | | | | | | | | | |
| <i>No. 1 Subdivision—</i> | | | | | | | | | | |
| Mundaring ... | 1,584 | 28,240 | £ 5,960 | £ 410 | £ 20 | 4 | £ 171 | 312 | 11 | |
| Darling Range ... | 681 | 15,619 | 3,047 | 280 | 26 | 6 | 515 | 320 | 19 | |
| Gosnells ... | 756 | 16,467 | 3,047 | 507 | 100 | 1 | 100 | 294 | 7 | |
| Fremanle (Part) ... | 882 | 19,360 | 1,262 | 739 | 726 | 12 | 35 | 414 | 24 | |
| Armadale-Kelmscott ... | 1,605 | 38,232 | 14,911 | 3,132 | 80 | 12 | 1,355 | 403 | 3 | |
| Kookingham ... | 263 | 4,920 | 2,807 | 989 | 102 | 8 | 1,085 | 154 | 18 | |
| Serpentine-Jarrahle ... | 580 | 14,491 | 6,335 | 1,777 | 340 | 5 | 880 | 306 | 82 | |
| Murray ... | 563 | 25,486 | 10,365 | 3,052 | 1,696 | 6 | 914 | 357 | 29 | |
| Drakesbrook ... | 357 | 17,994 | 9,627 | 3,720 | 926 | 5 | 914 | 218 | 82 | |
| Harvey ... | 1,068 | 62,837 | 24,732 | 18,822 | 1,477 | 5 | 320 | 626 | 111 | |
| Bunbury ... | 222 | 8,315 | 3,241 | 277 | 277 | ... | ... | 130 | 15 | |
| Dardanup ... | 419 | 28,922 | 13,680 | 8,082 | 63 | ... | ... | 266 | 84 | |
| Collie ... | 168 | 4,929 | 2,432 | 385 | 20 | 1 | 75 | 62 | 15 | |
| Capel ... | 320 | 15,648 | 8,869 | 9,655 | 397 | 1 | 75 | 286 | 15 | |
| Preston ... | 562 | 33,720 | 19,448 | 5,755 | 48 | 9 | 930 | 264 | 30 | |
| Sussex ... | 1,033 | 26,565 | 17,279 | 9,011 | 70 | ... | ... | 944 | 35 | |
| Ballingup ... | 333 | 19,030 | 10,236 | 6,620 | 80 | 2 | 80 | 179 | 3 | |
| Greenbushes ... | 240 | 8,297 | 5,539 | 3,259 | 2 | 2 | 260 | 151 | 22 | |
| Upper Blackwood ... | 528 | 36,313 | 26,687 | 1,494 | 3,801 | 27 | 3,125 | 339 | 384 | |
| Augusta-Margaret River ... | 1,633 | 29,355 | 8,718 | 9,123 | 20 | 2 | 71 | 796 | 19 | |
| Nannup ... | 224 | 8,371 | 5,072 | 4,956 | ... | ... | ... | 115 | 1 | |
| Bridgetown ... | 734 | 46,345 | 21,164 | 6,782 | 990 | 10 | 2,270 | 278 | 64 | |
| Manjimup ... | 2,120 | 72,920 | 35,961 | 12,570 | 590 | 6 | 750 | 564 | 48 | |
| Cranbrook ... | 275 | 19,676 | 16,805 | 888 | 3,158 | 19 | 3,466 | 54 | 709 | |
| Planigaenet ... | 716 | 44,638 | 31,055 | 2,397 | 2,881 | 30 | 5,301 | 182 | 763 | |
| Denmark ... | 802 | 18,362 | 2,623 | 2,623 | ... | ... | ... | 47 | 7 | |
| Albany ... | 671 | 25,381 | 17,054 | 3,819 | 775 | 11 | 760 | 129 | 97 | |
| <i>Total, No. 1 Subdivision</i> | 19,429 | 690,419 | 335,981 | 124,178 | 18,319 | 168 | 22,518 | 8,190 | 3,045 | |
| <i>No. 2 Subdivision—</i> | | | | | | | | | | |
| York ... | 803 | 67,037 | 58,143 | 559 | 3,303 | 43 | 5,905 | 645 | 419 | |
| Quairading ... | 738 | 40,636 | 83,928 | 127 | 1,874 | 113 | 22,121 | 387 | 408 | |
| Bruce Rock ... | 764 | 43,488 | 169,573 | 186 | 620 | 165 | 21,365 | 272 | 570 | |
| Narembeen ... | 479 | 25,468 | 70,160 | 101 | 1,582 | 78 | 6,985 | 39 | 419 | |
| Wandering ... | 212 | 15,500 | 14,446 | 205 | 756 | 12 | 2,270 | 151 | 171 | |
| Beverley ... | 689 | 60,533 | 67,100 | 564 | 7,556 | 61 | 9,501 | 680 | 584 | |
| Brookton ... | 362 | 24,895 | 35,821 | 79 | 705 | 27 | 3,860 | 233 | 67 | |
| Pingelly ... | 470 | 23,751 | 45,773 | 308 | 1,020 | 39 | 8,085 | 323 | 93 | |
| Corrigin ... | 684 | 38,998 | 101,482 | 475 | 70 | 98 | 12,853 | 262 | 505 | |
| Konfindin ... | 394 | 20,597 | 75,875 | 447 | 160 | 98 | 13,270 | 9 | 364 | |
| Cuballing ... | 343 | 20,450 | 21,665 | 390 | 229 | 98 | 2,287 | 209 | 112 | |
| Wickepin ... | 581 | 36,775 | 79,805 | 350 | 288 | 61 | 11,350 | 235 | 619 | |
| Kulin ... | 467 | 31,471 | 94,834 | 420 | 420 | 96 | 16,695 | 182 | 572 | |
| Marradong ... | 157 | 7,647 | 5,855 | 4 | 585 | 4 | 290 | 123 | 51 | |
| Williams ... | 322 | 30,532 | 24,119 | 230 | 3,986 | 17 | 2,660 | 260 | 337 | |
| Narrogin ... | 546 | 84,158 | 22,938 | 258 | 1,792 | 27 | 2,698 | 205 | 722 | |
| West Arthur ... | 320 | 24,877 | 15,869 | 237 | 3,236 | 14 | 1,140 | 216 | 569 | |
| Wagin ... | 588 | 30,369 | 52,169 | 1,362 | 2,641 | 18 | 2,960 | 231 | 1,143 | |
| Dumbleyung ... | 594 | 40,137 | 95,997 | 1,103 | 75 | 66 | 14,745 | 129 | 981 | |

| | | | | | | | | |
|--------------------------------------|--------|-----------|-----------|---------|-------|---------|--------|--------|
| Lake Grace | 497 | 23,403 | 69,116 | 77 | 47 | 4,585 | 6 | 561 |
| Woodanilling | 313 | 18,898 | 29,685 | 219 | 13 | 1,920 | 90 | 605 |
| Katanning | 518 | 32,710 | 54,650 | 522 | 17 | 3,800 | 94 | 941 |
| Kent | 310 | 18,277 | 38,733 | 135 | 26 | 3,500 | 25 | 472 |
| Mojoonup | 685 | 36,540 | 36,736 | 1,533 | 33 | 2,930 | 176 | 1,565 |
| Broomehill | 305 | 31,806 | 31,279 | 471 | 20 | 3,566 | 31 | 880 |
| Fambellup | 271 | 17,381 | 22,670 | 353 | 35 | 7,165 | 18 | 7,128 |
| Gnowangerup | 469 | 41,209 | 65,044 | 748 | 78 | 15,774 | 85 | 1,128 |
| <i>Total, No. 2 Subdivision</i> | 12,881 | 862,548 | 1,476,475 | 11,620 | 1,341 | 203,880 | 5,216 | 15,682 |
| <i>Total, South-Western</i> | 32,310 | 1,552,967 | 1,812,456 | 135,798 | 1,509 | 226,398 | 13,406 | 18,727 |
| EASTERN GOLDFIELDS DIVISION— | | | | | | | | |
| Phillips River | 77 | 4,480 | 5,545 | 20 | 4 | 330 | 14 | 76 |
| Esperance | 176 | 5,066 | 14,208 | 250 | 9 | 320 | 97 | 257 |
| Dundas | 113 | 4,307 | 11,620 | 80 | 10 | 530 | 16 | 160 |
| Yilgarn | 444 | 19,390 | 79,781 | 119 | 105 | 24,370 | 17 | 257 |
| Googardie | 4 | 20 | 35 | ... | ... | ... | ... | 1 |
| Kalgoorlie | 162 | 5,767 | 902 | 45 | 3 | 1,180 | 33 | 235 |
| Menzies | 15 | 4,350 | ... | ... | ... | ... | 185 | 59 |
| <i>Total, Eastern Goldfields</i> | 991 | 43,380 | 112,071 | 514 | 191 | 26,730 | 362 | 1,045 |
| NORTHERN GOLDFIELDS DIVISION— | | | | | | | | |
| Mount Margaret | 30 | 8,225 | ... | 200 | ... | ... | 243 | 3 |
| Wiluna | 15 | 2,525 | ... | 1,465 | ... | ... | 415 | ... |
| Leonora | 70 | 20,310 | 50 | 250 | ... | ... | 693 | ... |
| Black Range | 52 | 13,798 | ... | ... | ... | ... | 327 | ... |
| Yalgoo | 91 | 36,539 | ... | ... | ... | ... | 841 | 3 |
| Mount Magnet | 88 | 35,130 | ... | ... | ... | ... | 459 | ... |
| Cue | 73 | 14,039 | ... | 5 | ... | ... | 24,572 | ... |
| Meekatharra | 79 | 23,920 | ... | ... | ... | ... | 806 | ... |
| <i>Total, Northern Goldfields</i> | 498 | 154,486 | 50 | 1,920 | ... | ... | 4,395 | 6 |
| NORTH-WESTERN DIVISION— | | | | | | | | |
| Murchison | 87 | 40,933 | ... | ... | ... | ... | 1,107 | ... |
| Shark Bay | 21 | 6,970 | ... | ... | ... | ... | 121 | 4 |
| Gascoyne-Minilba | 175 | 45,538 | 13,435 | 82 | 7 | 1,133 | 585 | 38 |
| Upper Gascoyne | 70 | 26,390 | ... | ... | ... | ... | 579 | 2 |
| Ashburton | 75 | 55,286 | ... | ... | ... | ... | 632 | 4 |
| Tableland | 29 | 9,848 | ... | ... | ... | ... | 218 | ... |
| Roebourne | 40 | 10,450 | ... | ... | ... | ... | 390 | ... |
| <i>Total, North-Western</i> | 497 | 204,415 | 13,435 | 82 | 7 | 1,133 | 3,632 | 48 |
| NORTHERN DIVISION— | | | | | | | | |
| Nulldine | 24 | 8,048 | ... | ... | ... | ... | 437 | 2 |
| Port Hedland | 46 | 15,025 | ... | ... | ... | ... | 408 | ... |
| Marble Bar | 63 | 17,665 | ... | ... | ... | ... | 625 | ... |
| Broomie | 26 | 2,930 | 150 | ... | ... | ... | 248 | 3 |
| West Kimberley | 80 | 15,835 | 364 | ... | ... | ... | 164 | 15 |
| Hall's Creek | 23 | 4,345 | ... | ... | ... | ... | 78 | 2 |
| Wyndham | 23 | 1,300 | ... | ... | ... | ... | 50 | 4 |
| <i>Total, Northern</i> | 285 | 65,148 | 804 | ... | ... | ... | 2,008 | 26 |
| <i>GRAND TOTAL, W.A.</i> | 50,434 | 3,022,436 | 3,849,190 | 137,587 | 4,459 | 689,085 | 34,782 | 25,570 |

* These Buildings exclude all private and public stables in towns and all training stables.

II.—AGRICULTURE.

No. 11.—Cropping, Clearing, etc, 1927-28 to 1936-37.

| Season ended last day of February — | Acreage Cropped, Cleared, etc. | | | | | | Total Acreage. |
|-------------------------------------|--------------------------------|---------------------------------------|--------------------------------------|-----------------|--|----------------------------------|----------------|
| | Under Crop. | Permanent artificially sown pastures. | New Ground prepared for next season. | Land in fallow. | Previously cropped, now used for grazing, etc. | Kingbarked or partially cleared. | |
| | acres. | acres. | acres. | acres. | acres. | acres. | acres. |
| 1928 | 3,720,100 | 189,105 | 666,602 | 1,849,593 | 2,196,544 | 11,486,803 | |
| 1929 | 4,259,269 | 243,560 | 800,300 | 2,284,040 | 2,180,790 | 12,927,783 | |
| 1930 | 4,566,001 | 323,925 | 774,654 | 2,597,846 | 1,996,234 | 13,803,310 | |
| 1931 | 4,792,017 | 339,371 | 481,490 | 2,821,639 | 1,871,825 | 14,407,756 | |
| 1932 | 3,961,459 | 370,935 | 214,665 | 2,667,720 | 1,780,091 | 14,212,760 | |
| 1933 | 4,261,047 | 430,547 | 150,511 | 2,707,197 | 1,785,952 | 14,198,794 | |
| 1934 | 4,215,360 | 439,612 | 146,124 | 2,625,324 | 1,757,093 | 14,624,656 | |
| 1935 | 3,838,618 | 500,694 | 117,245 | 2,269,748 | 6,078,265 | 14,528,108 | |
| 1936 | *3,724,307 | 578,384 | 130,628 | 2,319,498 | 6,320,460 | 14,906,055 | |
| 1937 | *3,849,841 | 635,804 | 139,635 | 2,539,522 | 6,365,852 | 15,216,219 | |

* Excluding Meadow Hay.

No. 12.—Acreage under various kinds of Crops, 1927-28 to 1936-37.

| Kind of Crop. | Season ended last day of February. | | | | | | | | | |
|----------------------------|------------------------------------|-----------|-----------|-----------|-----------|-----------|-----------|-----------|-----------|-----------|
| | 1928. | 1929. | 1930. | 1931. | 1932. | 1933. | 1934. | 1935. | 1936. | 1937. |
| | acres. | acres. | acres. | acres. | acres. | acres. | acres. | acres. | acres. | acres. |
| Wheat | 2,998,523 | 3,343,530 | 3,568,225 | 3,955,763 | 3,158,888 | 3,389,352 | 3,183,216 | 2,764,373 | 2,540,696 | 2,575,283 |
| Oats | 235,469 | 325,827 | 385,134 | 274,874 | 267,894 | 285,850 | 342,642 | 408,810 | 448,156 | 463,129 |
| Barley, Malting | 8,507 | 10,889 | 17,806 | 13,202 | 9,670 | 8,707 | 17,583 | 21,204 | 22,287 | 28,412 |
| Barley, Other | 3,681 | 3,540 | 5,843 | 4,034 | 4,863 | 5,065 | 6,951 | 5,385 | 9,281 | 11,680 |
| Malze | 63 | 55 | 29 | 11 | 11 | 8 | 14 | 34 | ... | 38 |
| Rye | 186 | 355 | 384 | 356 | 418 | 446 | 379 | 380 | 181 | 435 |
| Peas and Beans | 1,631 | 2,141 | 2,338 | 2,496 | 1,736 | 1,918 | 1,873 | 2,979 | 2,571 | 3,558 |
| Hay (a) | 357,065 | 414,866 | 418,698 | 398,411 | 381,447 | 417,435 | 479,768 | 413,138 | 494,495 | 478,099 |
| Green Feed | 82,241 | 125,311 | 132,505 | 107,334 | 101,370 | 115,783 | 146,402 | 186,233 | 197,931 | 284,676 |
| Potatoes | 5,280 | 4,819 | 6,024 | 6,306 | 4,892 | 4,971 | 4,462 | 4,050 | 4,946 | 4,324 |
| Onions | 60 | 62 | 56 | 119 | 90 | 154 | 110 | 92 | 108 | 94 |
| Mangel Wurzel | 52 | 18 | 39 | 180 | 289 | 231 | 128 | 58 | 25 | 25 |
| All other Root crops | 101 | 68 | 245 | 303 | 252 | 255 | 167 | 168 | 272 | 272 |
| Vineyards* | 4,959 | 4,043 | 4,964 | 4,966 | 5,139 | 5,511 | 5,700 | 5,737 | 6,051 | 6,105 |
| Orchards* † | 18,393 | 18,735 | 18,871 | 19,354 | 19,530 | 20,124 | 20,811 | 21,667 | 21,667 | 22,320 |
| Kitchen and Market Gardens | 3,188 | 3,425 | 3,658 | 3,572 | 3,661 | 3,807 | 3,281 | 3,074 | 3,074 | 3,399 |
| Tobacco | ... | ... | ... | ... | ... | ... | 694 | 688 | 666 | 667 |
| Other Crops | 751 | 685 | 1,182 | 687 | 961 | 962 | 939 | 313 | 456 | 1,041 |
| Total (a) ... | 8,720,100 | 4,259,269 | 4,566,001 | 4,792,017 | 3,961,459 | 4,261,047 | 4,215,360 | 3,838,618 | 3,754,158 | 3,884,340 |

* The acreages under "Vineyards" and "Orchards" have been compiled on the basis of the actual number of Vines and Fruit Trees planted according to the standard suggested by the Department of Agriculture, which allows 600 vines or 100 fruit trees to the acre. † Including "Small Fruits," "Passion Vines" and "Peanuts." (a) Including Meadow Hay.

No. 13.—Total Yield and Average Yield per acre of the Principal Crops, 1927-28 to 1936-37.

| Kind of Crop. | Season ended last day of February. | | | | | | | | | | |
|----------------------|------------------------------------|---------------|------------|---------------|------------|---------------|------------|---------------|----------------|---------------|----------------|
| | 1928. | 1929. | 1930. | 1931. | 1932. | 1933. | 1934. | 1935. | 1936. | 1937. | |
| | Yield. | Aver- age. | Yield. | Aver- age. | Yield. | Aver- age. | Yield. | Aver- age. | Yield. | Aver- age. | |
| Wheat | 86,370,219 | bsh. | 39,081,183 | bsh. | 41,791,866 | bsh. | 37,305,100 | bsh. | 9-8 23,315,417 | bsh. | 9-2 21,549,000 |
| Oats | 2,922,968 | 12-4 | 3,554,609 | 10-9 | 4,058,160 | 11-9 | 3,949,965 | 11-5 | 4,244,322 | 10-4 | 4,557,774 |
| Barley, Malt | 88,132 | 10-4 | 149,133 | 13-7 | 195,492 | 11-8 | 82,797 | 14-2 | 191,904 | 9-1 | 310,877 |
| Barley, other | 38,668 | 10-6 | 40,427 | 11-4 | 66,339 | 11-4 | 44,061 | 10-9 | 45,861 | 8-5 | 106,890 |
| Maize | 1,098 | 17-4 | 821 | 15-1 | 87 | 8-7 | 7-9 | 42 | 216 | 6-4 | 486 |
| Peas | 1,128 | 6-0 | 1,944 | 5-5 | 2,715 | 7-1 | 2,844 | 6-4 | 2,382 | 6-3 | 1,985 |
| Beans | 13,329 | 8-1 | 19,410 | 9-1 | 17,463 | 7-5 | 24,903 | 10-0 | 15,132 | 7-2 | 21,453 |
| Hay (a) | 416,707 | tns. | 421,504 | 1-0 | 428,328 | 1-0 | 491,595 | 1-2 | 453,353 | 1-1 | 462,947 |
| Potatoes | 16,749 | 3-2 | 18,778 | 3-0 | 27,548 | 4-6 | 26,318 | 4-2 | 20,253 | 4-5 | 21,204 |
| Onions | 376 | 6-3 | 552 | 8-0 | 499 | 7-3 | 902 | 7-6 | 591 | 8-12 | 870 |
| Mangel Wurzel | 509 | 9-8 | 170 | 9-3 | 296 | 7-0 | 844 | 4-7 | 2,233 | 7-3 | 527 |
| All other Root Crops | 543 | 5-4 | 235 | 4-3 | 704 | 2-6 | 1,351 | 4-4 | 1,532 | 5-9 | 1,223 |
| Tomatoes | ... | ... | ... | ... | ... | ... | ... | ... | ... | ... | ... |
| Tobacco | ... | ... | ... | ... | ... | ... | ... | ... | ... | ... | ... |
| Apples (b) | 409,068 | bsh. | 1,221,713 | bsh. | 442,243 | 56-3 | 749,449 | 94-2 | 1,014,054 | 128-1 | 990,049 |
| Pears (b) | 86,885 | 89-8 | 86,544 | 104-7 | 87,461 | 97-9 | 80,684 | 85-6 | 121,574 | 131-6 | 94,500 |
| Oranges (b) | 203,006 | 82-8 | 226,681 | 92-2 | 218,386 | 90-4 | 260,382 | 106-9 | 251,272 | 105-0 | 275,716 |
| Wine | 408,717 | galls. | 309,524 | ... | 317,637 | ... | 307,788 | ... | 364,752 | ... | 430,941 |
| Raisins | 12,178 | cwt. | 8,194 | ... | 7,633 | ... | 4,812 | ... | 5,661 | ... | 6,063 |
| Sultanas | 4,028 | ... | 3,809 | ... | 4,425 | ... | 8,006 | ... | 6,621 | ... | 9,500 |
| Currants | 24,431 | ... | 20,212 | ... | 26,640 | ... | 34,755 | ... | 30,717 | ... | 40,738 |

(a) Including Meadow Hay. (b) The average yield per acre is calculated on the acreage of bearing trees only. (c) Includes Distillation Wine.

No. 14.—Irrigation during the year 1936-37 in each Statistical District and Division.

| Statistical Districts and Divisions. | Area. acres. | Source of Water Supply. | Machinery in Use. | | | Kind of Crop treated. |
|--|-----------------|-------------------------------------|--|-----------------|-----|---|
| | | | Steam, Electrical, or Oil Engines | Wind- mills. | No. | |
| METROPOLITAN DIVISION— | | | | | | |
| Perth | 208 | Wells, Creek, Soak | 96 | 3 | 3 | Lucerne, Market gardens, Nursery, Green feed, Nurseries. |
| Bayswater | .6 | Creek | 1 | ... | ... | Orchards. |
| Bassendean | 14 | Wells | 2 | ... | ... | Orchard, Market garden, Tomatoes, Green feed. |
| Swan (Part) | 244 | Wells, Creek, Bore, Spring | 6 | 1 | 1 | Lucerne, Market gardens. |
| Belmont Park | 49 | Wells, Swamp, Scheme | 15 | 6 | 6 | Maize. |
| South Perth | 14 | Well | ... | 1 | 1 | Green feed. |
| Canning | 55½ | Wells | 16 | 16 | 16 | Lucerne, Market gardens. |
| Melville | 3 | Well | 1 | ... | ... | Green feed. |
| Nedlands | 30 | Bores, Wells | 2 | ... | ... | Lucerne, Market gardens. |
| Claremont (M.) | 5 | Wells | 1 | ... | ... | Market garden. |
| Total, Metropolitan | 384½ | | 140 | 27 | 27 | |
| NORTHERN AGRICULTURAL DIVISION— | | | | | | |
| Northampton | 94 | River | ... | 2 | 2 | Orchard, Pasture, Millet. |
| Gingin | 619 | River, Brook, Springs | 3 | 3 | 3 | Lucerne, Market garden. |
| Chittering | 15 | Brook | 1 | ... | ... | Orchard, Market garden. |
| Wanneroo | 64 | Well | 5 | 1 | 1 | Market garden, Green feed, Tomatoes. |
| Swan (Part) | 133½ | Wells, River, Creek, Soak | 15 | 15 | 15 | Vineyards, Orchards, Nursery, Market garden, Green feed. |
| Toodyay | 49½ | Creek, River | 4 | 5 | 5 | Orchard, Vegetables. |
| Total, Northern Agricultural | 834 | | 28 | 26 | 26 | |
| SOUTH-WESTERN DIVISION— | | | | | | |
| <i>No. 1 Subdivision:</i> | | | | | | |
| Mundaring | 13 | River, Scheme | 4 | 1 | 1 | Lucerne, Maize, Vegetables. |
| Darling Range | 794½ | Wells, Creek, Springs, Soaks | 87 | 22 | 22 | Lucerne, Maize, Orchards, Nursery, Market gardens. |
| Gosnells | 493½ | River, Wells, Scheme | 94 | 13 | 13 | Orchard, Market garden, Nursery, Maize, Green feed. |
| Fremantle (Part) | 4494 | Well, Bore, Swamp | 158 | 61 | 61 | Green feed, Orchard, Market gardens, Melons and Pumpkins. |
| Armadale-Kelmscott | 7204 | Wells, Brooks, Dam, Springs, Scheme | 85 | 43 | 43 | Pasture, Market gardens, Orchards, Tomatoes, Green feed. |
| Rockingham | 234 | Swamp, Well | 7 | 3 | 3 | Maize, Lucerne, Vegetables, Green feed. |
| Serpentine-Jarrahdale | 155 | Springs, River | 5 | 5 | 5 | Orchards, Green feed. |
| Murray | 1084 | Wells, Creeks | 6 | 4 | 4 | Lucerne, Potatoes, Orchards, Pasture, Vegetables. |
| Drakesbrook | 1,857 | Waroona Weir, Brooks | ... | 3 | 3 | Green feed, Potatoes, Pasture, Maize, Market gardens. |
| Harvey | 6,181½ | Harvey Scheme, Brook | 3 | 30 | 30 | Pasture, Green feed, Orchard, Potatoes, Market garden, Nursery. |
| Bunbury | 84 | Wells, Dam | 1 | 1 | 1 | Vegetables, Tomatoes, Potatoes. |
| Dardanup | 1,821½ | Harvey Scheme | 1 | 13 | 13 | Vineyards, Pasture, Market garden. |
| Collie | 2 | River | 1 | ... | ... | Market garden. |

PART V.—LAND SETTLEMENT, AGRICULTURE, LIVE STOCK, AND
METEOROLOGICAL STATISTICS.

| | | | | | | | | | | | | | | | | |
|--------------------------------|-----------|------|-----------|------|-----------|------|-----------|------|-----------|------|-----------|------|-----------|------|-----------|------|
| Sussex | 9 | 24.8 | 58 | 0.8 | 1 | 8.5 | 408 | 8.8 | 257 | 12.5 | 151 | 10.1 | 242 | 10.0 | 121 | 10.7 |
| Balingup | 1 | 13.0 | 12 | 13.0 | 488 | 8.5 | ... | ... | ... | ... | ... | ... | ... | ... | ... | ... |
| Greenbushes | 12 | 12.3 | 368 | 9.5 | ... | ... | ... | ... | ... | ... | ... | ... | ... | ... | ... | ... |
| Upper Blackwood | 368 | 9.5 | 18 | 6.8 | 1 | 6.0 | ... | ... | ... | ... | ... | ... | ... | ... | ... | ... |
| Augusta-Margaret River | ... | ... | ... | ... | ... | ... | ... | ... | ... | ... | ... | ... | ... | ... | ... | ... |
| Nannup | ... | ... | ... | ... | ... | ... | ... | ... | ... | ... | ... | ... | ... | ... | ... | ... |
| Bridgetown | 19 | 12.7 | 10 | 7.2 | 1 | 2.8 | 12 | 1.3 | 3 | 8.0 | ... | ... | ... | ... | ... | ... |
| Plantagenet | 555 | 8.5 | 341 | 8.9 | 778 | 9.6 | 677 | 9.9 | 474 | 5.8 | 319 | 8.5 | 298 | 7.1 | 162 | 8.5 |
| Crabbrook | 80 | 13.8 | 362 | 11.4 | 326 | 8.6 | 615 | 9.6 | 197 | 10.2 | 256 | 4.5 | 56 | 11.6 | 11.1 | 8.8 |
| Albany | 510 | 12.3 | 483 | 8.2 | 513 | 20.1 | 615 | 18.2 | 440 | 12.7 | 358 | 6.7 | 908 | 10.2 | 426 | 13.9 |
| York | 45,661 | 12.2 | 53,241 | 11.9 | 49,301 | 14.2 | 52,285 | 10.5 | 41,788 | 11.1 | 82,889 | 9.0 | 31,800 | 14.0 | 36,865 | 14.0 |
| Quadrang | 94,661 | 13.3 | 100,838 | 14.6 | 83,360 | 16.6 | 85,822 | 13.5 | 79,280 | 13.8 | 70,889 | 13.5 | 68,901 | 14.4 | 72,955 | 13.7 |
| Bruce Road | 189,830 | 12.4 | 142,830 | 17.2 | 113,900 | 15.8 | 118,956 | 15.9 | 114,224 | 14.9 | 108,884 | 14.1 | 97,798 | 8.9 | 104,437 | 10.6 |
| Narembine | 99,975 | 10.2 | 102,059 | 15.7 | 75,774 | 13.7 | 86,331 | 14.3 | 81,035 | 12.5 | 76,361 | 8.0 | 65,285 | 8.9 | 66,924 | 9.7 |
| Wandering | 4,972 | 12.4 | 7,236 | 9.8 | 7,105 | 9.8 | 7,138 | 9.6 | 5,534 | 9.8 | 4,423 | 10.0 | 4,125 | 10.8 | 4,976 | 10.9 |
| Beverly | 35,781 | 14.1 | 43,187 | 12.5 | 37,488 | 14.5 | 38,894 | 11.6 | 34,720 | 12.2 | 29,518 | 15.1 | 23,581 | 15.1 | 30,027 | 13.6 |
| Brookton | 26,770 | 11.0 | 26,252 | 14.1 | 22,080 | 12.3 | 24,755 | 10.0 | 20,712 | 9.9 | 20,690 | 10.2 | 19,341 | 12.9 | 22,177 | 10.4 |
| Pingelly | 33,749 | 11.8 | 33,749 | 9.1 | 28,241 | 10.6 | 27,014 | 8.5 | 21,866 | 8.5 | 17,607 | 8.2 | 17,607 | 13.2 | 18,360 | 10.4 |
| Corrigin | 122,928 | 12.1 | 122,928 | 12.1 | 89,003 | 12.9 | 91,120 | 11.4 | 91,120 | 11.4 | 77,852 | 11.0 | 73,468 | 13.2 | 78,701 | 11.0 |
| Kondinin | 87,597 | 8.8 | 83,273 | 12.9 | 69,076 | 10.6 | 78,438 | 14.2 | 79,382 | 9.6 | 68,406 | 10.0 | 64,222 | 9.5 | 67,038 | 10.2 |
| Cuballing | 12,163 | 10.7 | 16,009 | 9.2 | 16,258 | 8.9 | 15,368 | 7.1 | 12,384 | 8.1 | 8,866 | 8.1 | 8,109 | 12.7 | 7,000 | 8.8 |
| Wickepin | 62,501 | 11.9 | 70,884 | 9.7 | 58,629 | 11.9 | 64,514 | 10.4 | 61,287 | 9.4 | 58,061 | 8.8 | 50,160 | 9.9 | 50,160 | 9.8 |
| Kulin | 79,421 | 11.0 | 89,327 | 11.9 | 72,592 | 13.1 | 80,841 | 12.7 | 81,152 | 10.6 | 68,063 | 10.4 | 66,748 | 12.4 | 70,038 | 9.8 |
| Marradong | 490 | 13.8 | 581 | 12.0 | 688 | 9.4 | 671 | 10.1 | 597 | 10.7 | 514 | 7.2 | 518 | 10.5 | 440 | 11.8 |
| Williams | 1,810 | 11.9 | 3,884 | 9.7 | 3,394 | 10.0 | 4,134 | 9.3 | 3,558 | 10.7 | 2,891 | 6.0 | 2,947 | 9.9 | 1,782 | 7.8 |
| Narrogin | 19,051 | 10.5 | 27,419 | 8.5 | 21,599 | 8.0 | 21,793 | 8.0 | 18,534 | 8.8 | 14,629 | 6.0 | 12,947 | 10.0 | 10,506 | 7.8 |
| West Arthur | 1,125 | 9.8 | 2,363 | 7.2 | 2,025 | 8.4 | 2,028 | 8.0 | 2,102 | 8.6 | 1,315 | 9.9 | 1,258 | 8.7 | 1,482 | 5.9 |
| Wagih | 19,088 | 12.1 | 27,715 | 10.0 | 27,821 | 12.8 | 29,248 | 9.6 | 27,005 | 10.5 | 21,123 | 7.5 | 18,222 | 11.0 | 16,492 | 11.4 |
| Dumblebung | 56,872 | 13.2 | 63,835 | 12.3 | 54,674 | 15.1 | 56,940 | 13.6 | 56,847 | 14.5 | 52,309 | 11.3 | 51,213 | 13.5 | 53,067 | 11.7 |
| Lake Grace | 91,998 | 9.1 | 91,420 | 10.5 | 59,450 | 11.4 | 65,339 | 13.4 | 62,907 | 9.9 | 49,894 | 11.0 | 45,480 | 10.7 | 50,150 | 10.6 |
| Woodanilling | 13,966 | 10.2 | 16,110 | 8.8 | 16,418 | 10.8 | 16,598 | 8.9 | 13,511 | 9.0 | 13,127 | 9.5 | 11,832 | 10.2 | 13,457 | 9.0 |
| Katanning | 22,477 | 11.5 | 25,260 | 8.8 | 24,874 | 11.0 | 26,488 | 9.8 | 25,157 | 10.3 | 24,636 | 6.0 | 24,739 | 10.7 | 24,967 | 9.7 |
| Kolonup | 38,174 | 9.4 | 40,069 | 9.2 | 34,036 | 10.9 | 35,427 | 10.4 | 29,910 | 9.7 | 24,479 | 7.4 | 24,739 | 8.9 | 24,964 | 9.4 |
| Broomehill | 3,097 | 10.4 | 5,720 | 8.2 | 5,071 | 9.7 | 5,929 | 8.7 | 3,874 | 8.7 | 2,479 | 8.0 | 2,649 | 8.9 | 2,875 | 8.8 |
| Kroonah | 10,136 | 15.7 | 16,482 | 10.3 | 15,755 | 15.4 | 13,803 | 11.6 | 13,136 | 14.0 | 8,404 | 10.8 | 8,404 | 13.3 | 8,545 | 13.7 |
| Tambellup | 5,848 | 12.7 | 10,235 | 9.4 | 7,391 | 12.9 | 8,013 | 12.4 | 8,013 | 12.6 | 4,922 | 10.1 | 4,816 | 10.4 | 4,639 | 11.7 |
| Gnowangerup | 30,148 | 19.9 | 42,098 | 12.2 | 34,449 | 17.4 | 36,491 | 15.8 | 34,617 | 18.3 | 28,320 | 15.8 | 30,400 | 10.7 | 31,689 | 13.8 |
| Total, South-Western... | 1,154,436 | 11.4 | 1,267,382 | 12.5 | 1,082,515 | 13.3 | 1,101,047 | 12.5 | 1,032,095 | 11.8 | 866,890 | 10.7 | 825,109 | 11.9 | 864,701 | 11.0 |
| EASTERN GOLDFIELDS | | | | | | | | | | | | | | | | |
| Phillips River | 10,040 | 4.7 | 10,113 | 7.5 | 7,581 | 12.0 | 6,348 | 11.3 | 5,217 | 6.3 | 3,187 | 11.7 | 2,505 | 6.9 | 1,738 | 8.3 |
| Esperance | 40,525 | 7.2 | 28,998 | 9.4 | 27,498 | 9.2 | 30,462 | 9.6 | 22,956 | 6.7 | 13,269 | 6.7 | 9,794 | 6.8 | 6,911 | 6.6 |
| Dundas | 1,295 | 8.2 | 38,592 | 9.6 | 31,956 | 11.2 | 28,900 | 11.2 | 28,900 | 6.4 | 16,441 | 6.9 | 11,311 | 6.8 | 8,519 | 6.1 |
| Yilgarn | 147,554 | 6.1 | 199,812 | 15.7 | 179,082 | 10.5 | 217,454 | 10.3 | 202,471 | 8.5 | 183,986 | 5.7 | 124,791 | 4.2 | 109,882 | 2.5 |
| Kalgoorlie | ... | ... | ... | ... | ... | ... | ... | ... | ... | ... | ... | ... | ... | ... | ... | ... |
| Total, Eastern Goldfields | 199,414 | 6.1 | 277,515 | 13.9 | 246,117 | 10.5 | 281,000 | 10.4 | 259,544 | 8.1 | 196,883 | 6.0 | 148,601 | 4.5 | 126,982 | 3.1 |
| NORTHERN GOLDFIELDS | | | | | | | | | | | | | | | | |
| Yalgori | 60 | ... | 60 | 16.4 | 160 | 8.0 | ... | ... | ... | ... | ... | ... | ... | ... | ... | ... |
| Total, Northern Goldfields | 60 | ... | 60 | 16.4 | 160 | 8.0 | ... | ... | ... | ... | ... | ... | ... | ... | ... | ... |
| GRAND TOTAL, WESTERN AUSTRALIA | 3,568,225 | 11.0 | 3,955,793 | 13.5 | 3,156,888 | 13.1 | 3,389,352 | 12.8 | 3,188,216 | 11.7 | 2,764,373 | 9.8 | 2,540,696 | 9.2 | 2,575,283 | 8.4 |

(c) Included in Nungarin District.

No. 17.—Particulars of Research Stations and Agricultural Colleges for the year ended
30th June, 1937.

| Particulars. | Name of Farm. | | | | | | | | | | Total. |
|---|---------------|----------|-----------|----------|-----------|-----------------|-------------------|--------------|---------------|----------|-----------|
| | Avondale. | Chapman. | Dampawah. | Denmark. | Merredin. | Mureak College. | Narrogin College. | Salmon Gums. | Wongan Hills. | Yilgarn. | |
| Cereals for Grain ... acres | 259 | 192 | 147 | ... | 395 | 310 | 168 | 149 | 531 | 207 | 2,358 |
| Hay | 70 | 61 | 122 | 3 | 85 | 111 | 40 | 87 | 121 | 101 | 801 |
| Fruit Trees, etc. | ... | ... | ... | ... | ... | 6 | 11 | ... | ... | ... | 17 |
| Vines | ... | ... | ... | ... | ... | 2 | 3 | ... | ... | ... | 5 |
| Green Fodder | 138 | ... | ... | ... | ... | 13 | 189 | 13 | ... | ... | 353 |
| Other Crops | ... | ... | ... | ... | ... | 1 | 95 | ... | ... | ... | 96 |
| Total under crop | 467 | 253 | 269 | 3 | 480 | 443 | 506 | 249 | 652 | 308 | 3,630 |
| Land in Fallow | 328 | 246 | 269 | ... | 500 | 206 | 260 | 259 | 630 | 264 | 2,962 |
| Artificially sown grasses | 394 | 200 | ... | 127 | 50 | 369 | 72 | 100 | 90 | ... | 1,402 |
| New ground broken up | ... | ... | ... | 3 | ... | 12 | 20 | ... | ... | ... | 35 |
| Previously cropped now lying idle or used for grazing | 580 | 279 | 252 | 44 | 618 | 385 | 498 | 192 | 1,518 | 1,001 | 5,367 |
| Total Arable Land | 1,769 | 978 | 790 | 177 | 1,648 | 1,415 | 1,356 | 800 | 2,890 | 1,573 | 13,396 |
| Balance | 30 | 314 | 9,810 | 73 | 440 | 807 | 775 | 1,267 | 3,793 | 3,370 | 20,679 |
| Total Area of Farm | 1,799 | 1,292 | 10,600 | 250 | 2,088 | 2,222 | 2,131 | 2,067 | 6,683 | 4,943 | 34,075 |
| Horses No. | 20 | 13 | 9 | 4 | 22 | 34 | 29 | 12 | 21 | 12 | 176 |
| Dairy Cows | 3 | 4 | 2 | 20 | ... | 26 | 26 | 4 | 5 | 3 | 93 |
| Other Cattle | 14 | 4 | 4 | 33 | 9 | 38 | 17 | 6 | 8 | 7 | 140 |
| Sheep | 1,645 | 754 | 10 | ... | 582 | 399 | 950 | 337 | 860 | 281 | 5,818 |
| Pigs | ... | ... | ... | 70 | ... | 167 | 46 | ... | ... | ... | 283 |
| Professional Staff | ... | ... | ... | ... | 2 | 5 | 6 | ... | 2 | ... | 15 |
| Students | ... | ... | ... | ... | ... | 40 | 70 | ... | ... | ... | 110 |
| Hands employed | 5 | 4 | 2 | 3 | 5 | 17 | 12 | 2 | 4 | 2 | 56 |
| Value of Plant and Machinery ... £ | 213 | 161 | 275 | 113 | 261 | 1,834 | 845 | 232 | 358 | 447 | 4,739 |
| Value of Produce for Year | 2,116 | 1,142 | 166 | 764 | 640 | 1,516 | 2,500 | 490 | 2,689 | 387 | 12,410 |
| Capacity of Tanks and Dams gals. | 8,000 | 20,000 | 17,000 | 7,000 | 9,700 | 50,000 | 1,012,500 | 375,000 | 17,000 | 2,000 | 1,518,200 |
| Fees received £ | ... | ... | ... | ... | ... | 1,916 | 2,032 | ... | ... | ... | 3,948 |
| Sale of Produce, etc. | 2,007 | 1,290 | 355 | 742 | 887 | 1,937 | 1,043 | 557 | 2,804 | 739 | 12,361 |
| Total Receipts | 2,007 | 1,290 | 355 | 742 | 887 | 3,853 | 3,075 | 557 | 2,804 | 739 | 16,309 |
| Salaries { Professional Staff | ... | ... | ... | ... | 455 | 2,397 | 2,759 | ... | 506 | ... | 6,117 |
| { Gen'l Staff | 912 | 750 | 452 | 693 | 743 | 2,737 | 2,032 | 511 | 618 | 488 | 9,936 |
| Buildings, Maintenance, etc., Cost | 1,709 | 654 | 330 | 445 | 712 | 3,847 | 2,235 | 567 | 1,056 | 391 | 11,946 |
| Total Expenditure £ | 2,621 | 1,404 | 782 | 1,138 | 1,910 | 8,981 | 7,026 | 1,078 | 2,180 | 879 | 27,999 |

No. 18.—Seed Wheat used, Area under Irrigation, and Manure used, 1927 to 1936.

| Year. | Seed Wheat Used. | | | Irrigated. | Manure used. | | | | | |
|-------|------------------|----------------|-------------------|------------|---------------|----------------|-------------------|---------------|----------------|-------------------|
| | Area sown. | Quantity used. | Average per Acre. | | Natural. | | | Artificial. | | |
| | | | | | Area manured. | Quantity used. | Average per Acre. | Area manured. | Quantity used. | Average per Acre. |
| 1927 | acres. | bushels. | bushels. | acres. | acres. | loads. | loads. | acres. | tons. | cwt. |
| 1927 | 3,196,968 | 3,082,911 | 1.0 | 4,292 | 6,312 | 63,530 | 10.1 | 3,879,336 | 169,552 | 0.9 |
| 1928 | 3,601,258 | 3,340,793 | 0.9 | 4,931 | 6,115 | 53,500 | 8.7 | 4,571,785 | 201,022 | 0.9 |
| 1929 | 3,780,960 | 3,482,946 | 0.9 | 4,948 | 6,742 | 57,212 | 8.5 | 5,042,597 | 231,128 | 0.9 |
| 1930 | 4,138,537 | 3,770,050 | 0.9 | 5,661 | 6,985 | 62,204 | 8.9 | 5,188,786 | 236,146 | 0.9 |
| 1931 | 3,340,878 | 3,035,532 | 0.9 | 6,104 | 6,207 | 54,498 | 8.8 | 4,197,145 | 178,509 | 0.9 |
| 1932 | 3,564,859 | 3,226,826 | 0.9 | 6,434 | 6,692 | 52,333 | 7.8 | 4,641,293 | 199,337 | 0.9 |
| 1933 | 3,403,668 | 3,076,307 | 0.9 | 7,640 | 6,335 | 51,624 | 8.1 | 4,626,418 | 203,848 | 0.9 |
| 1934 | 2,906,564 | 2,664,346 | 0.9 | 8,861 | 7,293 | 56,208 | 7.7 | 4,338,518 | 196,741 | 0.9 |
| 1935 | 2,761,038 | 2,537,850 | 0.9 | 11,396 | 5,888 | 51,925 | 8.8 | 4,452,818 | 204,966 | 0.9 |
| 1936 | 2,793,740 | 2,561,945 | 0.9 | 13,295 | 7,065 | 66,514 | 9.4 | 4,768,825 | 224,473 | 0.9 |

No. 19.—Seed Wheat and Manure used during the year 1936 in each Statistical District and Division.

| Statistical Districts and Divisions. | Seed Wheat Used. | | | Manure Used. | | | | | | | | | | | | |
|--|---|-----------------|-------------------|--------------------------------|----------------|-------------------|--|--------------|-------------------|--------------|--------------|------------|-------------|--------------|------------|--|
| | Total Acreage Sown for Grain, Hay and Green Feed. | Total Quantity. | Average per Acre. | Natural (Stable Manure, etc.). | | | Artificial (Superphosphates, Bone Dust, etc.). | | | | | | | | | |
| | | | | Acres. | Quantity Used. | Average per Acre. | Acres. | Quantity. | Average per Acre. | | | | | | | |
| | | | | For Crops. | | | For Pastures. | | | | | | | | | |
| METROPOLITAN DIVISION— | | | | acres. | bush. | bush. | loads. | acres. | cwt. | acres. | cwt. | acres. | cwt. | acres. | cwt. | |
| Perth | ... | ... | ... | ... | ... | ... | 11,100 | 1,080 | 30,688 | 8 | 20 | 8 | 29.8 | 20 | 2.5 | |
| Bayswater | ... | ... | ... | ... | ... | ... | 476 | 31 | 2,135 | ... | ... | ... | 68.9 | ... | ... | |
| Reservoir | ... | ... | ... | ... | ... | ... | 114 | 12 | 98 | ... | 6 | ... | 8.2 | ... | ... | |
| Swan (Part) | ... | 1 | 1.0 | ... | ... | ... | 95 | 149 | 410 | ... | ... | 1,040 | 2.8 | 1,402 | 1.4 | |
| Belmont Park | ... | ... | ... | ... | ... | ... | 1,393 | 79 | 1,189 | 128 | 216 | ... | 15.1 | 128 | 2.9 | |
| South Perth | ... | ... | ... | ... | ... | ... | 40 | 328 | 40 | 588 | ... | ... | 14.0 | ... | ... | |
| Canning | ... | ... | ... | ... | ... | ... | 66 | 3,218 | 64 | 464 | ... | ... | 7.3 | ... | ... | |
| Merrille | ... | ... | ... | ... | ... | ... | 18 | 125 | 10 | 12 | ... | ... | 1.2 | ... | ... | |
| Welshes | ... | ... | ... | ... | ... | ... | 69 | 1,015 | 57 | 380 | ... | ... | 6.7 | ... | ... | |
| Staremont (M.) | ... | ... | ... | ... | ... | ... | 5 | 100 | 4 | 40 | ... | ... | 10.0 | ... | ... | |
| Fremanote (Part) | ... | ... | ... | ... | ... | ... | 11 | 458 | 11 | 870 | ... | ... | 70.1 | ... | ... | |
| Total, Metropolitan | 1 | 1 | 1.0 | 1,342 | 18,712 | 13.9 | 36,814 | 1,487 | 36,814 | 1,478 | 2,340 | 1.6 | 24.8 | 2,340 | 1.6 | |
| NORTHERN AGRICULTURAL DIVISION— | | | | | | | | | | | | | | | | |
| Northampton | 26,190 | 26,163 | 1.0 | 22 | 73 | 3.3 | 30,589 | 36,888 | 30,589 | 13,196 | 10,797 | 0.8 | 0.8 | 10,797 | 0.8 | |
| Mullewa | 63,294 | 63,141 | 1.0 | 4 | 10 | 2.5 | 57,948 | 76,801 | 57,948 | 1,060 | 880 | 0.8 | 0.8 | 1,060 | 0.8 | |
| Upper Chapman | 40,884 | 39,713 | 1.0 | 5 | 30 | 6.0 | 51,732 | 40,453 | 40,453 | 10,047 | 8,852 | 0.9 | 0.9 | 10,047 | 0.9 | |
| Geraldton | 5,388 | 5,303 | 1.0 | ... | ... | ... | 8,076 | 9,328 | 8,076 | 3,580 | 3,362 | 0.9 | 0.9 | 3,580 | 0.9 | |
| Greenough | 8,981 | 9,333 | 1.0 | ... | ... | ... | 9,328 | 6,912 | 6,912 | 3,580 | 3,362 | 0.9 | 0.9 | 3,580 | 0.9 | |
| Irwin | 2,700 | 2,991 | 1.1 | 30 | 30 | 1.0 | 2,807 | 2,807 | 2,100 | 1,313 | 1,290 | 1.0 | 1.0 | 1,313 | 1.0 | |
| Mingenew | 18,128 | 18,104 | 1.0 | ... | ... | ... | 22,042 | 16,700 | 16,700 | 3,480 | 3,201 | 0.9 | 0.9 | 3,480 | 0.9 | |
| Morawa | 80,718 | 75,892 | 0.9 | ... | ... | ... | 95,259 | 79,795 | 79,795 | 400 | 300 | 0.8 | 0.8 | 400 | 0.8 | |
| Perenjori | 84,106 | 75,265 | 0.9 | ... | ... | ... | 97,915 | 86,483 | 86,483 | 40 | 30 | 0.8 | 0.8 | 40 | 0.8 | |
| Three Springs | 33,121 | 32,447 | 1.0 | ... | ... | ... | 40,474 | 32,696 | 32,696 | 3,713 | 3,183 | 0.9 | 0.9 | 3,713 | 0.9 | |
| Carnamah | 71,760 | 68,933 | 1.0 | 15 | 80 | 5.3 | 88,986 | 81,593 | 81,593 | 5,460 | 5,135 | 0.9 | 0.9 | 5,460 | 0.9 | |
| Dalwallinu | 116,085 | 88,516 | 0.8 | ... | ... | ... | 143,150 | 130,890 | 130,890 | ... | ... | ... | ... | ... | ... | |
| Dandaragan | 163 | 163 | 1.0 | ... | ... | ... | 1,234 | 1,585 | 1,585 | 7,670 | 4,210 | 0.6 | 0.6 | 7,670 | 0.6 | |
| Moora | 45,156 | 42,385 | 0.9 | 38 | 300 | 7.9 | 77,000 | 69,916 | 69,916 | 14,118 | 10,471 | 0.7 | 0.7 | 14,118 | 0.7 | |
| Wongan-Ballidu | 94,475 | 85,404 | 0.9 | ... | ... | ... | 109,137 | 109,137 | 109,137 | 375 | 375 | 1.0 | 1.0 | 375 | 1.0 | |
| Victoria Plains | 24,331 | 24,462 | 1.0 | 24 | 150 | 6.3 | 34,243 | 33,053 | 33,053 | 5,180 | 4,550 | 0.9 | 0.9 | 5,180 | 0.9 | |
| Gingin | 117 | 120 | 1.0 | 62 | 148 | 2.4 | 1,580 | 1,484 | 1,484 | 4,434 | 4,598 | 1.0 | 1.0 | 4,434 | 1.0 | |
| Chittering | 991 | 1,017 | 1.0 | 30 | 90 | 3.0 | 4,403 | 5,568 | 5,568 | 6,293 | 5,620 | 0.9 | 0.9 | 6,293 | 0.9 | |
| Wanneroo | ... | ... | ... | 407 | 3,228 | 6.9 | 478 | 15,544 | 15,544 | 60 | 100 | 1.7 | 1.7 | 60 | 1.7 | |
| Swan (Part) | 46 | 46 | 1.0 | 69 | 343 | 5.0 | 6,933 | 29,083 | 29,083 | 5,365 | 5,085 | 1.0 | 1.0 | 5,365 | 1.0 | |
| Toodyay | 10,015 | 10,811 | 1.1 | 7 | 40 | 5.7 | 18,232 | 17,486 | 17,486 | 7,246 | 5,863 | 0.8 | 0.8 | 7,246 | 0.8 | |
| Goomalling | 56,846 | 57,536 | 1.0 | 3 | 32 | 8.7 | 70,137 | 67,286 | 67,286 | 1,888 | 1,503 | 0.8 | 0.8 | 1,888 | 0.8 | |
| Northam | 32,871 | 39,704 | 1.2 | 4 | 80 | 20.0 | 44,471 | 41,160 | 41,160 | 3,658 | 3,190 | 0.9 | 0.9 | 3,658 | 0.9 | |
| Meckering | 116,789 | 114,229 | 1.0 | 31 | 280 | 9.0 | 141,747 | 132,701 | 132,701 | 4,531 | 4,142 | 0.9 | 0.9 | 4,531 | 0.9 | |
| Kellerberrin | 81,392 | 78,358 | 1.0 | 43 | 300 | 7.0 | 101,114 | 88,328 | 88,328 | 1,592 | 1,390 | 0.9 | 0.9 | 1,592 | 0.9 | |

| | 92,616 | 78,723 | 0-9 | 854 | 5,214 | 6-1 | 115,106 | 98,880 | 0-9 | 480 | 370 | 0-8 |
|------------------------------------|-----------|-----------|-----|-------|--------|------|-----------|-----------|------|---------|---------|-----|
| Merredin | ... | ... | 0-9 | ... | ... | ... | ... | ... | 0-9 | ... | ... | 0-8 |
| Doyardin | 82,617 | 76,850 | 0-9 | ... | ... | ... | 97,010 | 94,173 | 0-9 | ... | ... | 0-8 |
| Wyalatacheen | 79,947 | 74,807 | 0-9 | ... | ... | ... | 85,530 | 85,530 | 0-9 | ... | ... | 0-8 |
| Koonet | 65,878 | 53,925 | 0-8 | ... | ... | ... | 74,443 | 60,110 | 0-8 | ... | ... | 0-8 |
| Koonet Marshall | 123,962 | 94,604 | 0-8 | ... | ... | ... | 139,681 | 106,580 | 0-7 | ... | ... | 0-8 |
| Mulhadin | 92,952 | 67,484 | 0-7 | ... | ... | ... | 101,648 | 70,812 | 0-7 | ... | ... | 0-8 |
| Kununoppin-Treynning | 69,308 | 65,878 | 1-0 | ... | ... | ... | 79,413 | 67,687 | 0-9 | 44 | 22 | 0-5 |
| Nungarin | 46,180 | 37,934 | 0-8 | ... | ... | ... | 51,699 | 37,626 | 0-7 | 300 | 100 | 0-3 |
| Westonia | 58,089 | 43,774 | 0-8 | ... | ... | ... | 62,279 | 46,034 | 0-7 | ... | ... | 0-8 |
| Total, Northern Agricultural | 1,726,096 | 1,555,021 | 0-9 | 854 | 5,214 | 6-1 | 2,101,070 | 1,856,023 | 0-9 | 108,791 | 92,509 | 0-8 |
| Southern District Division— | | | | | | | | | | | | |
| No. 1 Subdivision: | | | | | | | | | | | | |
| Mandaring | 11 | 10 | 0-9 | 249 | 1,472 | 5-9 | 1,801 | 6,645 | 3-7 | 907 | 1,322 | 1-3 |
| Darling Range | ... | ... | 1-5 | 148 | 1,806 | 12-2 | 1,499 | 13,539 | 9-0 | 978 | 1,770 | 1-8 |
| Fremonts (Part) | ... | ... | 1-1 | 306 | 4,487 | 11-3 | 486 | 5,225 | 7-7 | 476 | 643 | 1-4 |
| Armadale-Kelmscott | ... | ... | ... | 481 | 2,752 | 5-7 | 2,372 | 13,391 | 5-7 | ... | ... | ... |
| Rockingham | ... | ... | ... | 149 | 1,220 | 7-9 | 718 | 1,878 | 2-6 | 6,213 | 7,240 | 1-2 |
| Serpentine-Yarraballe | ... | ... | ... | 68 | 220 | 3-2 | 1,529 | 2,763 | 1-8 | 2,291 | 1,758 | 0-8 |
| Murray | 16 | 21 | 1-3 | 348 | 348 | 7-4 | 2,365 | 5,892 | 2-5 | 10,696 | 18,043 | 1-2 |
| Drakesbrook | 24 | 25 | 1-0 | 56 | 401 | 7-2 | 1,297 | 8,802 | 6-8 | 24,564 | 26,232 | 1-1 |
| Hayley | 35 | 50 | 1-4 | 46 | 351 | 7-6 | 3,388 | 25,108 | 7-4 | 16,249 | 21,312 | 1-4 |
| Darwin | ... | ... | ... | 5 | 55 | 11-0 | 75 | 750 | 10-0 | 88,845 | 57,610 | 1-5 |
| Darwinup | ... | ... | ... | ... | ... | ... | 983 | 6,017 | 6-1 | 8,287 | 5,881 | 1-8 |
| Collie | ... | ... | ... | ... | ... | ... | 1,855 | 6,019 | 3-4 | 19,251 | 27,906 | 1-5 |
| Cape | ... | ... | ... | ... | ... | ... | 722 | 3,821 | 5-8 | 2,286 | 8,205 | 1-4 |
| Prescon | ... | ... | ... | 7 | 92 | 13-1 | 8,821 | 15,096 | 3-4 | 21,591 | 29,950 | 1-4 |
| Stinson | ... | ... | ... | 10 | 75 | 7-5 | 4,487 | 6,593 | 9-4 | 19,631 | 24,995 | 1-3 |
| Russock | ... | ... | ... | 875 | 2,281 | 6-1 | 701 | 5,249 | 4-2 | 31,893 | 39,208 | 1-2 |
| Ballgrip | ... | ... | ... | 126 | 883 | 7-0 | 1,249 | 5,249 | 4-2 | 12,143 | 15,977 | 1-3 |
| Greenbushes | ... | ... | ... | 111 | 746 | 6-7 | 830 | 2,548 | 3-1 | 10,309 | 13,699 | 1-3 |
| Upper Blackwood | ... | ... | ... | 14 | 160 | 11-4 | 5,249 | 6,115 | 1-2 | 63,740 | 65,490 | 1-0 |
| Argus-Margaret River | ... | ... | ... | 394 | 767 | 1-9 | 1,099 | 2,718 | 2-5 | 25,843 | 33,626 | 1-3 |
| Nannup | ... | ... | ... | 1 | 38 | 38-0 | 395 | 585 | 1-5 | 11,042 | 12,885 | 1-2 |
| Brufordown | ... | ... | ... | 11 | 59 | 5-4 | 4,037 | 14,885 | 3-7 | 36,464 | 40,853 | 1-1 |
| Maslinup | ... | ... | ... | 25 | 218 | 8-7 | 2,690 | 19,624 | 5-9 | 41,134 | 53,548 | 1-3 |
| Cranbrook | ... | ... | ... | 22 | 120 | 5-5 | 5,573 | 4,815 | 0-9 | 36,223 | 29,995 | 0-8 |
| Plandagenet | ... | ... | ... | 313 | 1,175 | 3-8 | 7,417 | 20,286 | 2-7 | 39,501 | 41,178 | 1-4 |
| Denmark | ... | ... | ... | 15 | 149 | 9-9 | 7,489 | 9,585 | 7-3 | 9,253 | 13,946 | 1-5 |
| Albany | ... | ... | ... | 239 | 1,714 | 7-2 | 2,943 | 12,639 | 4-3 | 6,865 | 9,127 | 1-3 |
| Total, No. 1 Subdivision | 1,374 | 1,710 | 1-2 | 3,518 | 23,310 | 6-6 | 55,259 | 216,822 | 3-9 | 490,765 | 592,392 | 1-2 |
| No. 2 Subdivision: | | | | | | | | | | | | |
| York | 48,908 | 52,753 | 1-2 | 69 | 240 | 3-5 | 63,326 | 60,726 | 1-0 | 17,058 | 14,210 | 0-8 |
| Quarand | 77,968 | 77,195 | 1-0 | 75 | 180 | 2-4 | 102,822 | 99,172 | 1-0 | 6,010 | 4,985 | 0-8 |
| Fruce Rock | 115,022 | 116,141 | 1-0 | ... | ... | ... | 150,791 | 136,362 | 0-9 | 355 | 230 | 0-7 |
| Narabene | 72,151 | 70,131 | 1-0 | ... | ... | ... | 90,987 | 76,702 | 0-8 | 725 | 440 | 0-6 |
| Wandering | 4,407 | 4,764 | 1-1 | ... | ... | ... | 11,230 | 9,970 | 0-9 | 11,632 | 9,270 | 0-8 |
| Beverley | 34,867 | 35,325 | 1-0 | 5 | 100 | 20-0 | 63,777 | 54,778 | 0-9 | 28,467 | 17,062 | 0-7 |
| Brookton | 24,235 | 23,843 | 1-0 | 202 | 3,082 | 15-0 | 43,678 | 37,332 | 0-9 | 12,670 | 11,859 | 0-9 |
| Pingelly | 50,711 | 19,098 | 0-9 | 10 | 135 | 4-0 | 38,277 | 34,310 | 0-0 | 7,813 | 6,487 | 0-8 |
| Corrigin | 55,962 | 84,948 | 1-0 | 10 | 100 | 10-0 | 105,686 | 94,698 | 0-9 | 2,595 | 1,802 | 0-7 |
| Koonlin | 70,610 | 62,781 | 0-9 | 3 | 20 | 6-7 | 82,490 | 65,166 | 0-8 | 335 | 254 | 0-8 |
| Cooaling | 7,482 | 7,396 | 1-0 | 5 | 100 | 20-0 | 22,318 | 19,542 | 0-9 | 5,628 | 4,330 | 0-8 |

No. 20.—Analysis of the Acreage of Wheat Stripped for Grain in each Statistical District and Division for the Season 1936-37, showing the number of Farms and the yield per acre in bushel series, also totals for previous years.

| Statistical Districts and Divisions. | Under 3 Bushels. | | 3 and under 6 Bushels. | | 6 and under 9 Bushels. | | 9 and under 12 Bushels. | | 12 and under 15 Bushels. | | 15 and under 21 Bushels. | | 21 and under 27 Bushels. | | 27 Bushels and over. | | Total. | |
|--------------------------------------|------------------|---------|------------------------|---------|------------------------|---------|-------------------------|---------|--------------------------|---------|--------------------------|--------|--------------------------|--------|----------------------|---------|--------|-----------|
| | Area Cropped. | | Area Cropped. | | Area Cropped. | | Area Cropped. | | Area Cropped. | | Area Cropped. | | Area Cropped. | | Area Cropped. | | | |
| | No. | acres. | No. | acres. | No. | acres. | No. | acres. | No. | acres. | No. | acres. | No. | acres. | No. | acres. | | |
| NORTHERN AGRICULTURAL DIVISION | | | | | | | | | | | | | | | | | | |
| Northampton | 31 | 4,497 | 11 | 2,805 | 23 | 8,959 | 23 | 4,620 | 23 | 5,524 | 17 | 3,387 | ... | ... | 128 | 24,792 | | |
| Mulewa | 127 | 43,267 | 30 | 12,239 | 7 | 3,240 | 2 | 630 | ... | 4,351 | 1 | 185 | ... | ... | 167 | 59,721 | | |
| Upper Chapman | 48 | 12,301 | 24 | 6,300 | 43 | 7,794 | 38 | 5,947 | ... | 4,851 | 11 | 1,842 | ... | ... | 31 | 38,564 | | |
| Ceraton | ... | ... | ... | ... | ... | ... | ... | ... | ... | ... | ... | ... | ... | ... | ... | ... | ... | |
| Greenough | ... | ... | ... | ... | ... | ... | ... | ... | ... | ... | ... | ... | ... | ... | ... | ... | ... | |
| Irwin | ... | ... | ... | ... | ... | ... | ... | ... | ... | ... | ... | ... | ... | ... | ... | ... | ... | |
| Mingenew | ... | ... | ... | ... | ... | ... | ... | ... | ... | ... | ... | ... | ... | ... | ... | ... | ... | |
| Morawa | 65 | 23,178 | 16 | 4,229 | 23 | 5,571 | 10 | 2,786 | ... | 442 | ... | 466 | ... | ... | 66 | 16,033 | | |
| Perenjori | 64 | 23,478 | 77 | 29,563 | 27 | 9,300 | 11 | 3,810 | ... | 2,535 | ... | 870 | ... | ... | 176 | 75,608 | | |
| Three Springs | 17 | 5,273 | 20 | 7,778 | 22 | 11,237 | 18 | 6,354 | ... | 2,779 | ... | 279 | ... | ... | 84 | 30,784 | | |
| Carnamah | ... | ... | ... | ... | ... | ... | ... | ... | ... | ... | ... | ... | ... | ... | ... | ... | ... | |
| Dalwallinu | 49 | 14,640 | 23 | 4,433 | 38 | 18,856 | 41 | 16,434 | ... | 17,735 | ... | 4,373 | ... | ... | 164 | 67,939 | | |
| Moora | 7 | 1,594 | 19 | 4,762 | 24 | 6,210 | 45 | 19,854 | ... | 1,720 | ... | 1,089 | ... | ... | 219 | 102,605 | | |
| Wongan-Ballidu | 3 | 1,995 | 30 | 10,708 | 98 | 26,128 | 21 | 23,275 | ... | 16,370 | ... | 8 | 4,252 | ... | 169 | 41,671 | | |
| Victoria Plains | ... | ... | ... | ... | ... | ... | ... | ... | ... | ... | ... | ... | ... | ... | ... | ... | ... | |
| Toodyay | ... | ... | ... | ... | ... | ... | ... | ... | ... | ... | ... | ... | ... | ... | ... | ... | ... | |
| Geomalling | ... | ... | ... | ... | ... | ... | ... | ... | ... | ... | ... | ... | ... | ... | ... | ... | ... | |
| Meckering | ... | ... | ... | ... | ... | ... | ... | ... | ... | ... | ... | ... | ... | ... | ... | ... | ... | |
| Kellerberrin | ... | ... | ... | ... | ... | ... | ... | ... | ... | ... | ... | ... | ... | ... | ... | ... | ... | |
| Merredin | ... | ... | ... | ... | ... | ... | ... | ... | ... | ... | ... | ... | ... | ... | ... | ... | ... | |
| Dowdell | ... | ... | ... | ... | ... | ... | ... | ... | ... | ... | ... | ... | ... | ... | ... | ... | ... | |
| Wyalkatchem | ... | ... | ... | ... | ... | ... | ... | ... | ... | ... | ... | ... | ... | ... | ... | ... | ... | |
| Koorua | ... | ... | ... | ... | ... | ... | ... | ... | ... | ... | ... | ... | ... | ... | ... | ... | ... | |
| Mount Marshall | ... | ... | ... | ... | ... | ... | ... | ... | ... | ... | ... | ... | ... | ... | ... | ... | ... | |
| Mukinbudin | ... | ... | ... | ... | ... | ... | ... | ... | ... | ... | ... | ... | ... | ... | ... | ... | ... | |
| Kununoppin-Treynning | ... | ... | ... | ... | ... | ... | ... | ... | ... | ... | ... | ... | ... | ... | ... | ... | ... | |
| Nungarin | ... | ... | ... | ... | ... | ... | ... | ... | ... | ... | ... | ... | ... | ... | ... | ... | ... | |
| Westonia | ... | ... | ... | ... | ... | ... | ... | ... | ... | ... | ... | ... | ... | ... | ... | ... | ... | |
| Other Districts | ... | ... | ... | ... | ... | ... | ... | ... | ... | ... | ... | ... | ... | ... | ... | ... | ... | |
| Total, Northern Agricultural | 1,198 | 384,291 | 969 | 368,975 | 830 | 310,678 | 696 | 243,980 | 500 | 175,748 | 350 | 89,520 | 52 | 9,573 | 7 | 835 | 4,602 | 1,588,600 |
| SOUTH-WESTERN DIVISION— | | | | | | | | | | | | | | | | | | |
| Total, No. 1 Subdivision | 2 | 26 | 4 | 24 | 8 | 66 | 7 | 66 | 8 | 246 | 7 | 354 | ... | ... | 36 | 782 | | |
| No. 2 Subdivision: | | | | | | | | | | | | | | | | | | |
| York | 1 | 13 | 8 | 1,674 | 14 | 2,412 | 49 | 8,414 | 43 | 11,143 | 45 | 12,072 | 3 | 637 | ... | ... | 163 | 36,365 |
| Quairading | ... | ... | ... | ... | ... | ... | ... | ... | ... | ... | ... | ... | ... | ... | ... | ... | ... | ... |
| Bruee Rock | 1 | 100 | 6 | 1,455 | 27 | 9,282 | 41 | 16,077 | 47 | 20,358 | 56 | 23,031 | 5 | 2,050 | ... | ... | 285 | 72,353 |
| Narembeen | 1 | 1,784 | 30 | 10,401 | 85 | 35,271 | 49 | 20,132 | 28 | 9,862 | 28 | 9,862 | ... | ... | ... | ... | ... | ... |
| | 11 | 2,870 | 37 | 10,514 | 52 | 16,978 | 62 | 21,589 | 30 | 9,395 | 16 | 5,278 | ... | ... | ... | ... | ... | ... |

No. 20.—Analysis of the Acreage of Wheat stripped for Grain in each Statistical District and Division for the Season 1936-37, showing the number of Farms and the yield per acre in bushel series, also totals for previous years—continued.

| Statistical Districts and Divisions. | Under 3 Bushels. | | 3 and under 6 Bushels. | | 6 and under 9 Bushels. | | 9 and under 12 Bushels. | | 12 and under 15 Bushels. | | 15 and under 21 Bushels. | | 21 and under 27 Bushels. | | 27 Bushels and over. | | Total. | |
|--------------------------------------|------------------|----------------|------------------------|----------------|------------------------|----------------|-------------------------|----------------|--------------------------|----------------|--------------------------|----------------|--------------------------|---------------|----------------------|--------------|--------------|------------------|
| | No. | Farms. | No. | Farms. | No. | Farms. | No. | Farms. | No. | Farms. | No. | Farms. | No. | Farms. | No. | Farms. | | |
| | | | | | | | | | | | | | | | | | | acres. |
| SOUTH-WESTERN DIVISION—contd. | | | | | | | | | | | | | | | | | | |
| <i>No. 2 Subdivision:—contd.</i> | | | | | | | | | | | | | | | | | | |
| Wandering | 1 | 20 | 8 | 365 | 12 | 819 | 18 | 1,815 | 8 | 878 | 3 | 379 | 1 | 180 | ... | ... | 50 | 4,276 |
| Beverley | 4 | 100 | 15 | 2,407 | 25 | 3,445 | 46 | 6,009 | 41 | 8,439 | 34 | 8,844 | ... | ... | ... | ... | 163 | 30,027 |
| Brooklyn | 4 | 391 | 23 | 3,404 | 32 | 4,875 | 43 | 6,922 | 26 | 3,438 | 12 | 3,147 | ... | ... | ... | ... | 130 | 22,177 |
| Pingelly | 7 | 464 | 20 | 1,755 | 36 | 5,088 | 33 | 5,831 | 44 | 14,916 | 27 | 8,363 | 2 | 1,170 | ... | ... | 226 | 18,360 |
| Corrigin | 4 | 959 | 28 | 8,999 | 52 | 18,147 | 20 | 26,447 | 44 | 14,916 | 27 | 8,363 | ... | ... | ... | ... | 141 | 78,701 |
| Kardinia | 5 | 840 | 26 | 7,467 | 59 | 18,992 | 61 | 23,169 | 29 | 11,101 | 15 | 5,369 | ... | ... | ... | ... | 195 | 66,938 |
| Cuballing | 4 | 152 | 21 | 1,055 | 29 | 2,977 | 22 | 1,777 | 14 | 1,293 | 1 | 55 | ... | ... | ... | ... | 91 | 7,009 |
| Wickepin | 8 | 910 | 26 | 5,415 | 68 | 15,465 | 62 | 20,499 | 23 | 6,198 | 7 | 1,673 | ... | ... | ... | ... | 194 | 50,186 |
| Kalin | 15 | 3,140 | 37 | 8,884 | 74 | 21,712 | 48 | 19,805 | 31 | 12,177 | 11 | 4,703 | ... | ... | ... | ... | 217 | 70,036 |
| Marradong | ... | ... | 3 | 39 | 6 | 60 | 4 | 140 | 5 | 209 | 4 | 102 | ... | ... | ... | ... | 22 | 449 |
| Williams | ... | ... | 8 | 233 | 19 | 796 | 9 | 329 | 6 | 209 | 7 | 108 | ... | ... | ... | ... | 56 | 1,782 |
| Narrogin | 12 | 508 | 52 | 3,330 | 48 | 3,071 | 22 | 2,356 | 8 | 1,041 | ... | ... | ... | ... | ... | ... | 142 | 10,306 |
| West Arthur | 18 | 475 | 5 | 290 | 13 | 309 | 9 | 256 | 4 | 39 | ... | ... | ... | ... | ... | ... | 42 | 1,424 |
| Wagin | 10 | 683 | 28 | 2,430 | 53 | 5,818 | 21 | 1,802 | 21 | 2,630 | 10 | 2,086 | 1 | 190 | 1,220 | 1,220 | 146 | 16,522 |
| Dumbleyung | 6 | 683 | 39 | 8,369 | 36 | 8,479 | 57 | 12,835 | 44 | 12,766 | 27 | 7,185 | 3 | 1,550 | 1 | 100 | 213 | 51,967 |
| Lake Grace | 19 | 2,824 | 40 | 7,045 | 47 | 10,242 | 32 | 12,802 | 32 | 9,112 | 26 | 7,745 | 2 | 380 | ... | ... | 222 | 50,150 |
| Woodanilling | 7 | 428 | 19 | 1,945 | 28 | 3,821 | 18 | 3,368 | 11 | 1,989 | 1 | 6 | ... | ... | ... | ... | 84 | 11,557 |
| Wodgina | 9 | 745 | 24 | 2,848 | 39 | 4,836 | 40 | 7,853 | 17 | 1,604 | 8 | 1,465 | ... | ... | ... | ... | 133 | 19,367 |
| Kent | 13 | 1,157 | 29 | 5,703 | 30 | 5,651 | 30 | 5,723 | 12 | 4,710 | 9 | 2,020 | 1 | 16 | ... | ... | 128 | 24,964 |
| Keonup | 7 | 119 | 23 | 635 | 16 | 687 | 27 | 814 | 12 | 310 | 6 | 114 | ... | ... | ... | ... | 101 | 2,679 |
| Broomhill | 4 | 259 | 6 | 534 | 13 | 839 | 10 | 1,047 | 18 | 2,704 | 17 | 3,450 | 2 | 122 | ... | ... | 70 | 8,955 |
| Tambellup | 4 | 192 | 5 | 441 | 12 | 948 | 17 | 908 | 10 | 1,220 | 9 | 908 | ... | ... | ... | ... | 58 | 4,639 |
| Gnowangerup | 8 | 635 | 16 | 2,342 | 20 | 2,735 | 33 | 6,110 | 39 | 8,642 | 40 | 9,646 | ... | ... | ... | ... | 164 | 31,695 |
| Total, No. 2 Subdivision | 178 | 20,170 | 582 | 99,982 | 953 | 195,003 | 993 | 250,068 | 645 | 170,150 | 434 | 118,973 | 33 | 8,054 | 5 | 1,510 | 3,823 | 863,919 |
| Total, South-Western | 180 | 20,205 | 536 | 100,006 | 961 | 195,069 | 1,000 | 250,134 | 653 | 170,396 | 441 | 119,327 | 33 | 8,054 | 5 | 1,510 | 3,859 | 864,701 |
| EASTERN GOLDFIELDS DIVISION— | | | | | | | | | | | | | | | | | | |
| Phillips River | 4 | 185 | 4 | 188 | 3 | 355 | 3 | 710 | 1 | 300 | ... | ... | ... | ... | ... | ... | 15 | 1,738 |
| Esperance | 11 | 873 | 15 | 1,885 | 21 | 1,721 | 17 | 1,831 | ... | ... | ... | ... | ... | ... | ... | ... | 57 | 6,310 |
| Dundas | 14 | 1,788 | 15 | 2,984 | 14 | 825 | 2 | 234 | ... | ... | ... | ... | ... | ... | ... | ... | 57 | 8,852 |
| Yilgarn | 247 | 75,149 | 75 | 24,298 | 22 | 7,680 | 7 | 1,940 | 3 | 805 | ... | ... | ... | ... | ... | ... | 354 | 109,882 |
| Kalgoorlie | 1 | 200 | ... | ... | ... | ... | ... | ... | ... | ... | ... | ... | ... | ... | ... | ... | 1 | 200 |
| Total, Eastern Goldfields | 277 | 78,193 | 109 | 28,755 | 60 | 13,299 | 31 | 5,806 | 6 | 1,339 | 1 | 90 | ... | ... | ... | ... | 484 | 126,982 |
| Grand Total, W.A., 1936-37 | 1,655 | 482,689 | 1,664 | 497,738 | 1,851 | 519,046 | 1,727 | 499,420 | 1,159 | 347,483 | 792 | 208,937 | 85 | 17,827 | 12 | 2,345 | 8,945 | 2,575,293 |

| | | | | | | | | | | | | | | | | | | |
|--------------------------------|-------|---------|-------|---------|-------|---------|-------|-----------|-------|-----------|-------|-----------|-----|---------|-----|--------|--------|-----------|
| GRAND TOTAL, W.A., 1935-36 ... | 1,048 | 310,634 | 1,346 | 394,219 | 1,925 | 540,690 | 1,894 | 534,750 | 1,481 | 425,494 | 1,175 | 295,805 | 154 | 34,936 | 17 | 4,078 | 9,040 | 2,540,696 |
| GRAND TOTAL, W.A., 1934-35 ... | 928 | 195,651 | 1,849 | 469,141 | 2,132 | 630,799 | 1,976 | 623,123 | 1,154 | 421,103 | 998 | 366,828 | 152 | 49,243 | 28 | 8,485 | 9,217 | 2,764,373 |
| GRAND TOTAL, W.A., 1933-34 ... | 287 | 49,034 | 1,039 | 224,136 | 2,246 | 611,819 | 2,789 | 923,362 | 1,956 | 770,682 | 1,395 | 535,742 | 176 | 60,946 | 33 | 8,405 | 9,921 | 3,183,216 |
| GRAND TOTAL, W.A., 1932-33 ... | 235 | 35,518 | 869 | 192,858 | 2,087 | 602,797 | 2,657 | 910,070 | 2,140 | 792,052 | 1,723 | 725,106 | 297 | 119,479 | 33 | 10,482 | 10,041 | 3,389,352 |
| GRAND TOTAL, W.A., 1931-32 ... | 152 | 22,223 | 633 | 117,946 | 1,643 | 431,077 | 2,689 | 843,247 | 2,279 | 817,289 | 2,013 | 775,084 | 345 | 130,872 | 51 | 15,550 | 9,805 | 3,158,888 |
| GRAND TOTAL, W.A., 1930-31 ... | ... | 38,530 | ... | 161,304 | ... | 480,567 | ... | 958,355 | ... | 1,038,604 | ... | 1,136,657 | ... | 133,169 | ... | 8,577 | ... | 3,955,763 |
| GRAND TOTAL, W.A., 1929-30 ... | ... | 66,498 | ... | 355,273 | ... | 799,965 | ... | 1,058,355 | ... | 791,597 | ... | 447,668 | ... | 43,476 | ... | 5,393 | ... | 3,568,225 |
| GRAND TOTAL, W.A., 1928-29 ... | ... | 110,708 | ... | 417,882 | ... | 810,816 | ... | 996,475 | ... | 665,245 | ... | 313,518 | ... | 17,996 | ... | 1,890 | ... | 3,343,530 |

PART V.—LAND SETTLEMENT, AGRICULTURE, LIVE STOCK, AND
METEOROLOGICAL STATISTICS.

| | 26 | 21 | 1-2 | 26 | 21 | 0-9 | 26 | 21 | 1-2 | 26 | 21 | 0-9 | 26 | 21 | 1-2 |
|--|--------|--------|-----|---------|--------|--------|---------|---------|-----|---------|---------|-----|---------|---------|-----|
| Fremantle (Part) | ... | 981 | 1-2 | 1,222 | 350 | 321 | 1,643 | 1,349 | 1-2 | 1,643 | 1,349 | 0-9 | 1,643 | 1,349 | 1-2 |
| Armadale-Kilmscott | ... | 699 | 1-4 | 510 | 95 | 180 | 879 | 605 | 1-2 | 879 | 605 | 1-9 | 879 | 605 | 1-2 |
| Rockingham | ... | 902 | 1-1 | 1,025 | 594 | 670 | 1,695 | 1,496 | 1-1 | 1,695 | 1,496 | 1-1 | 1,695 | 1,496 | 1-1 |
| Serpentine-Jarrahdale | ... | 1,483 | 1-0 | 1,503 | 594 | 689 | 2,184 | 2,103 | 1-1 | 2,184 | 2,103 | 1-2 | 2,184 | 2,103 | 1-0 |
| Murray | ... | 4 | 2-0 | 688 | 732 | 986 | 1,403 | 1,782 | 1-4 | 1,403 | 1,782 | 1-2 | 1,403 | 1,782 | 1-2 |
| Drakesbrook | ... | 19 | 2-5 | 1,288 | 1,617 | 2,480 | 4,114 | 2,688 | 1-8 | 4,114 | 2,688 | 1-8 | 4,114 | 2,688 | 1-5 |
| Harvey | ... | 56 | 1-6 | 89 | 35 | 94 | 183 | 91 | 2-7 | 183 | 91 | 2-7 | 183 | 91 | 2-0 |
| Dardanup | ... | 25 | 1-0 | 688 | 1,020 | 1,413 | 1,745 | 1,128 | 1-7 | 1,745 | 1,128 | 1-7 | 1,745 | 1,128 | 0-6 |
| Collie | ... | 145 | 1-2 | 176 | 385 | 146 | 580 | 322 | 0-4 | 580 | 322 | 0-4 | 580 | 322 | 0-6 |
| Capel | ... | 344 | 1-5 | 520 | 571 | 1,133 | 1,653 | 915 | 1-8 | 1,653 | 915 | 1-8 | 1,653 | 915 | 1-5 |
| Preston | ... | 5 | 1-0 | 1,264 | 1,247 | 2,064 | 3,854 | 2,516 | 1-7 | 3,854 | 2,516 | 1-7 | 3,854 | 2,516 | 1-8 |
| Sussex | ... | 52 | 1-1 | 1,288 | 3,482 | 5,082 | 6,372 | 4,380 | 1-4 | 6,372 | 4,380 | 1-4 | 6,372 | 4,380 | 1-5 |
| Ballaup | ... | ... | ... | 704 | 1,144 | 2,137 | 2,841 | 1,508 | 1-9 | 2,841 | 1,508 | 1-9 | 2,841 | 1,508 | 1-8 |
| Greenbushes | ... | ... | ... | 611 | 668 | 1,136 | 1,747 | 1,002 | 1-7 | 1,747 | 1,002 | 1-7 | 1,747 | 1,002 | 1-7 |
| Upper Blackwood | ... | ... | ... | 334 | 313 | 1,588 | 4,952 | 4,354 | 1-3 | 4,952 | 4,354 | 1-3 | 4,952 | 4,354 | 1-1 |
| Augusta-Margaret River | ... | 7 | 0-7 | 3,138 | 3,357 | 1-1 | 6,065 | 6,065 | 1-1 | 6,065 | 6,065 | 1-1 | 6,065 | 6,065 | 1-1 |
| Nannup | ... | 10 | 2-5 | ... | ... | ... | 869 | 869 | 1-5 | 869 | 869 | 1-5 | 869 | 869 | 1-1 |
| Bridgetown | ... | 25 | 2-8 | 1,121 | 1,679 | 1-5 | 2,336 | 2,336 | 1-9 | 2,336 | 2,336 | 1-9 | 2,336 | 2,336 | 1-7 |
| Manjimup | ... | 16 | 1-8 | 846 | 492 | 1-7 | 6,196 | 6,196 | 1-5 | 6,196 | 6,196 | 1-5 | 6,196 | 6,196 | 1-6 |
| Cranbrook | ... | 125 | 1-2 | 1,750 | 1,750 | 0-8 | 304 | 304 | 1-7 | 304 | 304 | 1-7 | 304 | 304 | 0-8 |
| Plantagenet | ... | 108 | 1-2 | 1,744 | 1,962 | 1-1 | 429 | 429 | 1-1 | 429 | 429 | 1-1 | 429 | 429 | 0-8 |
| Denmark | ... | 212 | 0-9 | 23 | 33 | ... | 481 | 481 | 1-1 | 481 | 481 | 1-1 | 481 | 481 | 1-1 |
| Albany | ... | 235 | 0-9 | 521 | 215 | ... | 4,260 | 4,260 | 1-4 | 4,260 | 4,260 | 1-4 | 4,260 | 4,260 | 0-8 |
| <i>Total, No. 1 Subdivision.</i> | 550 | 19,929 | 1-2 | 23,514 | 32,205 | 44,999 | 69,171 | 52,693 | 1-4 | 69,171 | 52,693 | 1-4 | 69,171 | 52,693 | 1-3 |
| <i>No. 2 Subdivision:</i> | | | | | | | | | | | | | | | |
| York | 7,372 | 11,659 | 1-2 | 3,320 | 60 | 30 | 15,000 | 10,248 | 1-2 | 15,000 | 10,248 | 0-5 | 15,000 | 10,248 | 1-5 |
| Quatrading | 5,495 | 6,680 | 0-8 | 1,967 | 35 | 20 | 8,667 | 7,493 | 1-0 | 8,667 | 7,493 | 0-6 | 8,667 | 7,493 | 1-2 |
| Bruce Beck | 10,505 | 8,809 | 0-8 | 5,477 | 10 | 10 | 14,296 | 21,594 | 1-0 | 14,296 | 21,594 | 0-7 | 14,296 | 21,594 | 0-7 |
| Narembeen | 5,402 | 4,501 | 0-8 | 3,845 | ... | ... | 8,346 | 13,324 | 0-5 | 8,346 | 13,324 | 0-6 | 8,346 | 13,324 | 0-6 |
| Wandering | 101 | 118 | 1-1 | 2,063 | 95 | 95 | 2,271 | 2,266 | 1-0 | 2,271 | 2,266 | 1-0 | 2,271 | 2,266 | 1-0 |
| Bevelley | 4,133 | 6,648 | 1-6 | 2,717 | 180 | 183 | 9,548 | 6,824 | 1-1 | 9,548 | 6,824 | 1-4 | 9,548 | 6,824 | 1-4 |
| Brookton | 1,884 | 2,820 | 1-2 | 3,105 | 10 | 10 | 5,435 | 5,028 | 1-0 | 5,435 | 5,028 | 1-0 | 5,435 | 5,028 | 1-1 |
| Phuggally | 2,252 | 2,915 | 1-3 | 4,786 | 33 | 28 | 8,100 | 7,071 | 0-8 | 8,100 | 7,071 | 0-8 | 8,100 | 7,071 | 1-1 |
| Perth | 6,434 | 6,757 | 1-1 | 3,696 | ... | ... | 10,080 | 10,080 | 0-7 | 10,080 | 10,080 | 0-7 | 10,080 | 10,080 | 1-0 |
| Korral | 3,541 | 2,969 | 0-8 | 4,878 | ... | ... | 5,858 | 7,919 | 0-8 | 5,858 | 7,919 | 0-7 | 5,858 | 7,919 | 0-7 |
| Conalling | 4,634 | 4,108 | 0-9 | 3,822 | ... | ... | 6,543 | 4,877 | 0-9 | 6,543 | 4,877 | 0-9 | 6,543 | 4,877 | 0-9 |
| Wickepin | 3,611 | 2,916 | 0-8 | 4,645 | ... | ... | 8,284 | 8,284 | 0-8 | 8,284 | 8,284 | 0-8 | 8,284 | 8,284 | 0-9 |
| Mulin | 46 | 601 | 0-9 | 675 | 15 | 5 | 721 | 752 | 0-6 | 721 | 752 | 0-7 | 721 | 752 | 0-7 |
| Maragog | 70 | 93 | 0-9 | 601 | 459 | 492 | 4,924 | 4,822 | 0-3 | 4,924 | 4,822 | 1-0 | 4,924 | 4,822 | 1-0 |
| Williams | 406 | 447 | 1-3 | 4,293 | ... | ... | 6,793 | 6,688 | 1-1 | 6,793 | 6,688 | 1-1 | 6,793 | 6,688 | 0-8 |
| Narrogin | 127 | 104 | 0-8 | 2,235 | 846 | 1,225 | 7,923 | 3,211 | 0-8 | 7,923 | 3,211 | 0-9 | 7,923 | 3,211 | 0-8 |
| West Arthur | 700 | 684 | 1-0 | 7,036 | 174 | 137 | 7,857 | 8,282 | 1-4 | 7,857 | 8,282 | 0-9 | 7,857 | 8,282 | 0-9 |
| Wagin | 2,655 | 2,407 | 1-0 | 7,622 | ... | ... | 10,277 | 10,277 | 0-8 | 10,277 | 10,277 | 0-8 | 10,277 | 10,277 | 1-0 |
| Dumbleyung | 2,536 | 1,968 | 0-8 | 5,975 | ... | ... | 7,510 | 7,510 | 0-8 | 7,510 | 7,510 | 0-8 | 7,510 | 7,510 | 0-6 |
| Lake Grace | 652 | 608 | 1-1 | 3,693 | ... | ... | 4,800 | 4,800 | 0-9 | 4,800 | 4,800 | 0-9 | 4,800 | 4,800 | 0-6 |
| Woodanilling | 876 | 598 | 0-9 | 6,122 | ... | ... | 7,740 | 6,758 | 0-9 | 7,740 | 6,758 | 0-9 | 7,740 | 6,758 | 0-9 |
| Kacanning | 215 | 178 | 0-8 | 5,267 | 370 | 377 | 5,798 | 5,798 | 0-7 | 5,798 | 5,798 | 0-7 | 5,798 | 5,798 | 0-9 |
| Kent | 518 | 4,085 | 1-1 | 3,575 | ... | ... | 4,153 | 4,153 | 1-0 | 4,153 | 4,153 | 1-0 | 4,153 | 4,153 | 0-7 |
| Kojonup | 210 | 148 | 0-9 | 4,088 | ... | ... | 3,710 | 3,710 | 0-9 | 3,710 | 3,710 | 0-9 | 3,710 | 3,710 | 0-9 |
| Broomhill | 210 | 148 | 0-9 | 4,088 | ... | ... | 3,710 | 3,710 | 0-9 | 3,710 | 3,710 | 0-9 | 3,710 | 3,710 | 0-9 |
| Ranbairup | 1,791 | 1,695 | 0-9 | 3,978 | ... | ... | 5,671 | 7,900 | 0-7 | 5,671 | 7,900 | 0-7 | 5,671 | 7,900 | 0-7 |
| Gnowangerup | ... | ... | ... | ... | ... | ... | ... | ... | ... | ... | ... | ... | ... | ... | ... |
| <i>Total, No. 2 Subdivision.</i> | 66,616 | 70,541 | 1-1 | 108,378 | 2,287 | 2,612 | 178,531 | 204,842 | 0-8 | 178,531 | 204,842 | 1-1 | 178,531 | 204,842 | 0-9 |
| <i>Total, South-Western Division</i> | 67,175 | 71,199 | 1-1 | 128,892 | 84,492 | 47,611 | 247,702 | 257,535 | 0-8 | 247,702 | 257,535 | 1-4 | 247,702 | 257,535 | 1-0 |

No. 21.—Hay—Acreage, Production and Average Yield per acre in each Statistical District and Division, for the Season ended 28th February, 1937.—continued.

| Statistical Districts and Divisions. | Wheaten. | | | Oaten. | | | Other Kinds. (Principally Meadow Hay). | | | Total. | | |
|--------------------------------------|----------|------------------|-------------------------|---------|------------------|-------------------------|---|------------------|-------------------------|---------|------------------|-------------------------|
| | Area. | Pro- duction. | Average per Acre. | Area. | Pro- duction. | Average per Acre. | Area. | Pro- duction. | Average per Acre. | Area. | Pro- duction. | Average per Acre. |
| | acres. | tons. | tons. | acres. | tons. | tons. | acres. | tons. | tons. | acres. | tons. | tons. |
| EASTERN GOLDFIELDS DIVISION— | | | | | | | | | | | | |
| Phillips River ... | 305 | 1,130 | 0.4 | 863 | 246 | 0.3 | 1,188 | 376 | 0.3 | 1,188 | 376 | 0.3 |
| Esperance ... | 443 | 236 | 0.5 | 1,624 | 778 | 0.5 | 2,117 | 1,014 | 0.5 | 2,117 | 1,014 | 0.5 |
| Zandans ... | 422 | 176 | 0.4 | 2,003 | 693 | 0.3 | 2,425 | 859 | 0.4 | 2,425 | 859 | 0.4 |
| Yilgarn ... | 3,638 | 1,562 | 0.4 | 1,861 | 572 | 0.3 | 5,459 | 2,134 | 0.4 | 5,459 | 2,134 | 0.4 |
| Kalgoorlie ... | 145 | ... | ... | 92 | ... | ... | 237 | ... | ... | 237 | ... | ... |
| Total, Eastern Goldfields | 4,953 | 2,104 | 0.4 | 6,473 | 2,279 | 0.4 | 11,426 | 4,383 | 0.4 | 11,426 | 4,383 | 0.4 |
| NORTH-WESTERN DIVISION | 55 | 7 | 0.1 | 10 | ... | ... | 5 | 77 | 15.4 | 70 | 84 | 1.2 |
| GRAND TOTAL, W.A. | 201,792 | 180,438 | 0.9 | 241,485 | 184,541 | 0.8 | (a) 34,822 | (a) 48,003 | 1.4 | 478,099 | 412,982 | 0.9 |

(a) Includes Barley Hay, 194 acres for 190 tons; Rye Hay, 10 acres for 10 tons; and Lucerne Hay, 120 acres for 170 tons.

No. 22.—Green Feed and Ensilage, in each Statistical District and Division for the Season ended 28th February, 1937.

| Statistical Districts and Divisions. | Green Feed (including Grasses, etc. grown for Ensilage) and Lupins. | | | | | | | | | | Ensilage. | | | |
|--|---|--------|---------|--------|----------|-----------------|--------|------------------|---------|--------|-----------|---------|--------------|-----|
| | Maize. | Oats. | Barley. | Rape. | Sorghum. | Peas and Beans. | Wheat. | All Other Kinds. | Lupins. | Total. | Pfts. | Stacks. | Silage made. | |
| | acres. | acres. | acres. | acres. | acres. | acres. | acres. | acres. | acres. | acres. | | | No. | No. |
| METROPOLITAN DIVISION— | | | | | | | | | | | | | | |
| Perth | 198 | 149 | 19 | ... | 12 | 1 | ... | 34 | ... | 413 | ... | ... | ... | ... |
| Bayswater | 2 | 1 | ... | ... | ... | ... | ... | 1 | ... | 4 | ... | ... | ... | ... |
| Swan (Part) | 39 | 55 | ... | ... | ... | ... | ... | 6 | ... | 100 | ... | 3 | 27 | 58 |
| Belmont Park | 38 | 10 | 3 | ... | ... | ... | ... | 10 | ... | 56 | ... | 1 | 10 | 25 |
| South Perth | 2 | ... | ... | ... | ... | ... | ... | ... | ... | 2 | ... | ... | ... | ... |
| Canning | 40 | ... | ... | ... | ... | ... | ... | ... | ... | 45 | ... | 10 | 79 | 182 |
| Melville | 5 | 9 | 4 | ... | ... | 5 | ... | 18 | ... | 41 | ... | ... | ... | ... |
| Nedlands | 5 | ... | ... | ... | ... | ... | ... | 25 | ... | 30 | ... | ... | ... | ... |
| Total, Metropolitan | 324 | 224 | 26 | ... | 12 | 6 | ... | 99 | ... | 691 | ... | 14 | 116 | 265 |
| NORTHERN AGRICULTURAL DIVISION— | | | | | | | | | | | | | | |
| Northampton | ... | 2,598 | ... | ... | ... | 10 | 90 | ... | 3,976 | 6,614 | ... | 2 | 16 | 65 |
| Mullewa | ... | 2,265 | 20 | ... | ... | ... | 570 | ... | 60 | 2,915 | ... | ... | ... | ... |
| Upper Chapman | ... | 339 | ... | ... | ... | 2 | 207 | ... | 1,192 | 1,740 | ... | ... | 20 | 100 |
| Geraldton | ... | 47 | 42 | ... | ... | 50 | ... | ... | 700 | 839 | ... | ... | ... | ... |
| Greenough | ... | ... | ... | ... | ... | ... | ... | ... | 375 | 375 | ... | ... | ... | ... |
| Irwin | ... | 12 | ... | ... | ... | ... | 12 | ... | 718 | 742 | ... | ... | ... | ... |
| Mingenew | ... | 881 | 80 | ... | ... | 25 | 602 | 5 | 34 | 1,622 | ... | 2 | 288 | 400 |
| Morawa | ... | 3,431 | 497 | ... | ... | ... | 672 | ... | ... | 4,605 | ... | 1 | ... | ... |
| Perenjori | ... | 3,891 | 459 | ... | ... | ... | 203 | ... | ... | 4,553 | ... | ... | ... | ... |
| Three Springs | ... | 3,805 | 824 | ... | ... | ... | 837 | ... | ... | 4,996 | ... | ... | ... | ... |
| Carnamah | ... | 3,937 | 391 | ... | ... | ... | ... | 20 | ... | 4,348 | ... | 3 | 200 | 400 |
| Dalwallinu | ... | 11,164 | 320 | ... | ... | ... | 4,212 | ... | ... | 15,696 | ... | ... | ... | ... |
| Dandaragan | ... | 198 | 19 | ... | ... | ... | ... | 50 | 6,930 | 7,197 | ... | ... | ... | ... |
| Moora | ... | 8,733 | 702 | 160 | ... | ... | 30 | 589 | 150 | 10,364 | 14 | 4 | 270 | 355 |
| Wongan-Ballidu | ... | 4,725 | 20 | ... | ... | ... | 230 | ... | 16 | 4,991 | ... | 1 | 50 | 65 |
| Victoria Plains | ... | 938 | 213 | ... | ... | 10 | 20 | ... | ... | 1,181 | ... | 4 | 99 | 135 |
| Gingin | ... | 224 | 27 | ... | 2 | ... | ... | 388 | 4,961 | 5,555 | 1 | 4 | 20 | 40 |
| Chiltering | ... | 6 | 188 | ... | ... | ... | 70 | ... | ... | 895 | ... | ... | ... | ... |
| Wanneroo | ... | 14 | ... | ... | ... | ... | ... | ... | 15 | 15 | ... | ... | ... | ... |
| Swan (Part) | ... | 18 | 58 | 4 | ... | 56 | ... | 1 | 158 | 158 | ... | 2 | 106 | 262 |
| Toodyay | ... | 1,047 | 67 | ... | ... | 600 | ... | 170 | 3 | 1,884 | ... | ... | ... | ... |
| Goomalling | ... | 3,968 | 97 | 100 | 23 | 19 | 360 | ... | ... | 4,597 | ... | ... | 80 | 85 |
| Northam | ... | 563 | 253 | 10 | ... | 145 | 117 | 31 | ... | 1,414 | ... | 7 | 665 | 735 |
| Meekering | ... | 3,670 | 284 | 50 | 355 | 20 | 1,064 | 759 | ... | 6,102 | ... | 4 | 566 | 827 |
| Kellerberrin | ... | 3,224 | 376 | ... | ... | 65 | 533 | ... | ... | 4,199 | ... | 2 | 80 | 40 |
| Merredin | ... | 815 | 190 | ... | ... | ... | 180 | 10 | ... | 995 | ... | ... | ... | ... |
| Dowerin | ... | 4,467 | 306 | ... | ... | ... | 982 | ... | ... | 5,755 | ... | ... | ... | ... |
| Wyalkatchem | ... | ... | ... | ... | ... | ... | ... | ... | ... | 130 | ... | ... | ... | ... |

PART V.—LAND SETTLEMENT, AGRICULTURE, LIVE STOCK, AND METEOROLOGICAL STATISTICS.

No. 22.—Green Feed and Ensilage, in each Statistical District and Division for the Season ended 28th February, 1937.—continued.

| Statistical Districts and Divisions. | Green Feed (including Grasses, etc. grown for Ensilage), and Lupinus. | | | | | | | | | | Ensilage. | | | |
|---|---|---------------|--------------|--------------|------------|-----------------|---------------|------------------|---------------|----------------|-----------|------------|--------------|---------------|
| | Maize. | Oats. | Barley. | Rape. | Sorghum. | Pees and Beans. | Wheat. | All other Kinds. | Lupinus. | Total. | Pfts. | Stacks. | Silage made. | |
| | acres. | acres. | acres. | acres. | acres. | acres. | acres. | acres. | acres. | acres. | | | No. | tons. |
| NORTHERN AGRICULTURAL DIVISION— | | | | | | | | | | | | | | |
| <i>continued.</i> | | | | | | | | | | | | | | |
| Mocho | 190 | 44 | ... | ... | ... | ... | 280 | ... | ... | 514 | ... | ... | ... | ... |
| Woolt | 785 | 100 | ... | ... | ... | ... | 40 | ... | ... | 905 | ... | ... | ... | ... |
| Marshall | 2,465 | 275 | ... | ... | ... | ... | 827 | ... | ... | 3,292 | ... | ... | ... | ... |
| Makinbodin | 1,778 | 67 | ... | ... | ... | ... | 376 | ... | ... | 2,428 | ... | ... | 55 | 55 |
| Kinnoppin-Trayning | 1,025 | ... | ... | ... | ... | ... | 313 | ... | ... | 1,407 | ... | ... | 28 | 50 |
| Nungarin | ... | ... | ... | ... | ... | ... | 60 | ... | ... | 1,407 | ... | ... | ... | ... |
| Westonia | ... | ... | ... | ... | ... | ... | ... | ... | ... | 1,407 | ... | ... | ... | ... |
| Total, Northern Agricultural ... | 40 | 71,404 | 5,865 | 320 | 384 | 1,002 | 12,888 | 1,976 | 19,127 | 113,012 | 38 | 31 | 2,602 | 3,674 |
| SOUTH-WESTERN DIVISION— | | | | | | | | | | | | | | |
| <i>No. 1 Subdivision :</i> | | | | | | | | | | | | | | |
| Minnaring | 19 | 3 | 7 | ... | ... | ... | ... | 19 | ... | 54 | ... | ... | 40 | 20 |
| Doering Range | 33 | 25 | 4 | ... | ... | ... | ... | 31 | 176 | 289 | ... | ... | 27 | 65 |
| Goswells | 9 | ... | 1 | ... | ... | ... | 4 | 1 | ... | 15 | ... | ... | 20 | 40 |
| Armadale (Part) | 172 | 35 | 19 | 1 | ... | ... | ... | 70 | ... | 171 | ... | ... | ... | ... |
| Armadale-Kinnosott | 152 | 27 | 5 | ... | ... | ... | ... | 72 | 2 | 300 | ... | ... | 148 | 255 |
| Rockingham | 112 | 63 | 2 | ... | ... | ... | ... | 94 | ... | 295 | ... | ... | 30 | 200 |
| Serpentine-Jarraldale | 186 | 298 | 16 | ... | ... | ... | ... | 26 | ... | 509 | ... | ... | 216 | 440 |
| Wurray | 50 | 361 | 8 | ... | ... | ... | ... | 28 | 56 | 510 | ... | ... | 140 | 290 |
| Drakesbrook | 149 | 93 | 11 | ... | ... | ... | ... | 138 | ... | 437 | ... | ... | ... | ... |
| Harvey | 156 | 320 | 9 | ... | ... | ... | ... | 199 | ... | 783 | ... | ... | 502 | 1,025 |
| Dunbury | 29 | 22 | ... | ... | ... | ... | ... | ... | ... | 51 | ... | ... | ... | ... |
| Dunmanup | 24 | 132 | 13 | ... | ... | ... | ... | 82 | ... | 302 | ... | ... | ... | ... |
| Collie | 4 | 1 | 4 | ... | ... | ... | ... | ... | ... | 13 | ... | ... | ... | ... |
| Capel | 33 | 145 | 8 | ... | ... | ... | ... | 156 | ... | 370 | ... | ... | ... | ... |
| Fresno | 222 | 1,701 | 10 | 24 | ... | ... | ... | ... | ... | 1,761 | ... | ... | 65 | 100 |
| Stirling | 252 | 775 | 2 | 13 | ... | ... | ... | 109 | 15 | 1,136 | ... | ... | 554 | 1,178 |
| Bainup | 14 | 311 | ... | ... | ... | ... | ... | 28 | ... | 351 | ... | ... | ... | ... |
| Greenbushes | ... | 140 | ... | ... | ... | ... | ... | ... | ... | 192 | ... | ... | ... | ... |
| Upper Blackwood | 7 | 854 | 47 | 00 | 75 | 50 | ... | ... | ... | 1,065 | ... | ... | ... | ... |
| Augusta-Margaret River | 38 | 1,006 | 14 | ... | ... | 22 | ... | 110 | ... | 1,177 | ... | ... | 1,381 | 2,827 |
| Manup | 30 | 38 | 2 | 111 | 3 | ... | ... | ... | ... | 184 | ... | ... | 50 | 125 |
| Bridgetown | 40 | 345 | 27 | 64 | 3 | 220 | ... | 40 | ... | 700 | ... | ... | 158 | 397 |
| Manjilup | 121 | 729 | 36 | 3 | 6 | 18 | ... | ... | ... | 994 | ... | ... | 3,362 | 6,894 |
| Canbrook | 30 | 2,293 | 44 | 303 | 40 | 33 | 1 | 57 | 1 | 2,800 | ... | ... | 102 | 240 |
| Pandeanget | 94 | 691 | 125 | 622 | 15 | 15 | ... | 116 | ... | 1,663 | ... | ... | 50 | 75 |
| Denmark | 93 | 34 | 6 | 3 | ... | ... | ... | 66 | ... | 208 | ... | ... | 1,433 | 3,123 |
| Albany | 138 | 239 | 53 | ... | 13 | 43 | 8 | 95 | ... | 589 | ... | ... | 93 | 162 |
| Total, No. 1 Subdivision | 1,840 | 10,663 | 457 | 1,206 | 327 | 516 | 93 | 1,607 | 250 | 16,899 | 34 | 238 | 8,371 | 17,456 |

PART V.—LAND SETTLEMENT, AGRICULTURE, LIVE STOCK, AND METEOROLOGICAL STATISTICS.

No. 24.—Root Crops, Kitchen and Market Gardens in each Statistical District and Division for the Season ended 26th February, 1937.

| Statistical Districts and Divisions. | Root Crops (excluding those grown in Kitchen or Market Gardens). | | | | | | | | | | Kitchen and Market Gardens. | | | |
|--|--|-------------|-------------------|----------------|-------------|-------------------|-----------------------------|-------------|-------------------|-----------------------|-----------------------------|-------------------|--------|----------------------|
| | Onions. | | | Mangel Wurzel. | | | Turnips (including Swedes). | | | All other Root Crops. | | | Area. | Value of Production. |
| | Area. | Production. | Average per acre. | Area. | Production. | Average per acre. | Area. | Production. | Average per acre. | Area. | Production. | Average per acre. | | |
| acres. | tons. | tons. | acres. | tons. | tons. | acres. | tons. | tons. | acres. | tons. | tons. | acres. | £ | |
| METROPOLITAN DIVISION— | | | | | | | | | | | | | | |
| Perth ... | 2 | 22½ | 11.3 | ... | ... | ... | ... | 6 | 2½ | 10.6 | 35½ | 74½ | 71,336 | |
| Bayswater ... | ... | ... | ... | ... | ... | ... | ... | ... | ... | ... | ... | 26½ | 3,084 | |
| Bassendean ... | ... | ... | ... | ... | ... | ... | ... | ... | ... | ... | ... | 6½ | 251 | |
| Swan (Part) ... | ... | ... | ... | ... | ... | ... | ... | ... | ... | ... | ... | 7½ | 374 | |
| Belmont Park ... | ... | ... | ... | ... | ... | ... | ... | ... | ... | ... | ... | 32½ | 2,869 | |
| South Perth ... | ... | ... | 4.0 | ... | ... | ... | ... | 1 | ... | ... | ... | 40 | 1,465 | |
| Canning ... | ... | ... | ... | ... | ... | ... | ... | ... | ... | ... | ... | 8 | 788 | |
| Nedlands ... | ... | ... | 5.0 | ... | ... | ... | ... | ... | ... | ... | ... | 24 | 1,350 | |
| Claremont (M.) ... | 1 | 5 | 5.0 | ... | ... | ... | ... | ... | ... | ... | ... | 5 | 100 | |
| Fremantle (Part) ... | ... | ... | ... | ... | ... | ... | ... | ... | ... | ... | ... | 11½ | 1,370 | |
| Total, Metropolitan ... | 3½ | 28 | 9.0 | ... | ... | ... | ... | 7 | 2½ | 10.6 | 35½ | 906½ | 82,967 | |
| NORTHERN AGRICULTURAL DIVISION— | | | | | | | | | | | | | | |
| Northampton ... | ... | 1 | 4.0 | ... | ... | ... | ... | ... | ... | ... | ... | 3½ | 163 | |
| Upper Chapman ... | 1½ | 5 | 4.4 | ... | ... | ... | ... | ... | ... | ... | ... | 4 | 2,533 | |
| Geraldton ... | ... | ... | ... | ... | ... | ... | ... | ... | ... | ... | ... | 225 | 75 | |
| Greenough ... | ... | ... | ... | ... | ... | ... | ... | ... | ... | ... | ... | 1½ | 81 | |
| Irwin ... | ... | ... | ... | ... | ... | ... | ... | ... | ... | ... | ... | 8½ | 262 | |
| Mingenew ... | ... | ... | ... | ... | ... | ... | ... | ... | ... | ... | ... | ... | 9 | |
| Dalwallinu ... | ... | ... | ... | ... | ... | ... | ... | ... | ... | ... | ... | ... | 10 | |
| Moora ... | ... | ... | ... | ... | ... | ... | ... | ... | ... | ... | ... | ... | 18 | |
| Victoria Plains ... | ... | ... | ... | ... | ... | ... | ... | ... | ... | ... | ... | ... | 10 | |
| Gingin ... | ... | ... | ... | ... | ... | ... | ... | ... | ... | ... | ... | ... | 6 | |
| Chittering ... | ... | ... | ... | ... | ... | ... | ... | ... | ... | ... | ... | ... | 11 | |
| Wanneroo ... | ... | 11 | 8.0 | ... | ... | ... | ... | ... | ... | ... | ... | ... | 810 | |
| Swan (Part) ... | ... | 4 | 32.0 | ... | ... | ... | ... | ... | ... | ... | ... | ... | 388½ | |
| Toodyay ... | ... | ... | ... | ... | ... | ... | ... | ... | ... | ... | ... | ... | 5,977 | |
| Goomalling ... | ... | ... | ... | ... | ... | ... | ... | ... | ... | ... | ... | ... | 454 | |
| Northam ... | ... | ... | ... | ... | ... | ... | ... | ... | ... | ... | ... | ... | 21 | |
| Meekering ... | ... | ... | ... | ... | ... | ... | ... | ... | ... | ... | ... | ... | 17 | |
| Total, Northern Agricultural ... | 2½ | 21 | 7.3 | ... | ... | ... | ... | 45½ | 1½ | 3.3 | 6½ | 829½ | 44,319 | |
| SOUTH-WESTERN DIVISION— | | | | | | | | | | | | | | |
| <i>No. 1 Subdivision:</i> | | | | | | | | | | | | | | |
| Mundaring ... | 1½ | 9 | 5.1 | ... | ... | ... | ... | ... | ... | ... | ... | ... | 15 | 732 |
| Darling Range ... | ... | 4½ | 8.5 | ... | ... | ... | ... | ... | ... | ... | ... | ... | 104½ | 5,298 |
| Goswells ... | 2½ | 13 | 5.2 | ... | ... | ... | ... | ... | ... | ... | ... | ... | 178 | 9,195 |
| Fremantle (Part) ... | 68½ | 597½ | 9.4 | ... | ... | ... | ... | ... | ... | ... | ... | ... | 284½ | 23,739 |
| Armadale-Kelmscott ... | 31 | 20½ | 6.4 | ... | ... | ... | ... | ... | ... | ... | ... | ... | 101½ | 4,224 |
| Rockingham ... | 6½ | 46 | 7.4 | ... | ... | ... | ... | ... | ... | ... | ... | ... | 16½ | 990 |

ORCHARDS AND VINEYARDS—SEASON 1988-87.
 NOTE.—The ages of Bearing Fruit trees and Vines here shown are as follow :—Citrus, Stone, Quince, Fig, and other Fruit Trees not enumerated, 5 years and over ; Apple, 7 years and over ; Pear, 8 years and over ; Bananas and Plantains, 1 year and over ; and Grape Vines, 4 years and over.
 (Where production is shown and no acreage, it is to be understood that the latter is too small to be recorded.)

No. 25A.—Citrus and Pome Fruits, Acreage and Production in each Statistical District and Division.

| STATISTICAL DISTRICTS AND DIVISIONS. | FRUIT TREES. | | | | | | | | | | | | | |
|--|----------------|---------------|---------------|---------------|--------------|---------------|---------------------|---------------|--------------|---------------|---------------|---------------|---------------|---------------|
| | Oranges. | | Mandarins. | | Lemons. | | Other Citrus Trees. | | Apples. | | Pears. | | Quinces. | |
| | Bear- ing. | Produc- tion. | Bear- ing. | Produc- tion. | Bear- ing. | Produc- tion. | Bear- ing. | Produc- tion. | Bear- ing. | Produc- tion. | Bear- ing. | Produc- tion. | Bear- ing. | Produc- tion. |
| METROPOLITAN DIVISION— | acres. | bush. | acres. | bush. | acres. | bush. | acres. | bush. | acres. | bush. | acres. | bush. | acres. | bush. |
| Perth | 4 1/2 | 227 | | 21 | 183 | 6 | 53 | | 57 | 10 | | 19 | | 2 |
| Bayswater | 4 | 170 | | 1 | 145 | 3 | 14 | | 14 | 3 | | 50 | | 3 |
| Bassendean | 4 1/2 | 343 | | 4 | 121 | 1 | 92 | | 32 | 6 | | 29 | | 6 |
| Swan (Part) | 2 1/2 | 103 | | 9 | 78 | 30 | 20 | | 20 | 30 | | 86 | | 80 |
| Belmont Park | 1 1/2 | 61 | | 1 1/2 | 29 | 11 | 37 | | 11 | 9 | | 36 | | 3 |
| Canning | 2 1/2 | 511 | | 66 | 206 | | | | | | | | | |
| Other Districts | 1 | 94 | | | 2 | | | | | | | | | |
| Total, Metropolitan | 18 1/2 | 1,509 | 1 1/2 | 119 | 764 | 51 | 287 | 5 1/2 | 287 | 260 | 1 | 260 | 1 | 66 |
| NORTHERN AGRICULTURAL DIVISION— | acres. | bush. | acres. | bush. | acres. | bush. | acres. | bush. | acres. | bush. | acres. | bush. | acres. | bush. |
| Northampton | 20 1/2 | 1,989 | | 649 | 82 | 15 | 5 | | 5 | 12 | | 12 | | 2 |
| Upper Chapman | 4 1/2 | 213 | | 88 | 13 | 1 | 1 | | 1 | 14 | | 14 | | |
| Greenough | | 28 | | | 19 | | | | | | | | | |
| Irwin | | 39 | | | 23 | | | | | | | | | |
| Mingenew | | 90 | | 8 | 24 | | | | | | | | | |
| Three Springs | | 9 | | | 22 | | 88 | | | | | | | |
| Dandaragan | | 41 | | | 67 | | | | | | | | | |
| Moora | 1 1/2 | 220 | | 13 | 17 | | | | | | | | | |
| Victoria Plains | 3 1/2 | 688 | | | 212 | | | | | | | | | |
| Gingin | 39 1/2 | 3,565 | | 31 | 2,771 | 1 | 25 | | | | | | | |
| Chittering | 296 1/2 | 49,373 | | 903 | 313 | 3 | 398 | | | | | | | |
| Wanneroo | | 16 | | | 539 | | | | | | | | | |
| Swan (Part) | 228 1/2 | 34,310 | | 4 1/2 | 3,196 | 3 | 141 | | | | | | | |
| | 42 1/2 | 3,273 | | 9 1/2 | 738 | | | | | | | | | |
| Toodyay | | 34 | | | 409 | | | | | | | | | |
| Goomalling | 48 1/2 | 4,907 | | 3 1/2 | 33 | | | | | | | | | |
| Northam | | 53 | | | 21 | | | | | | | | | |
| Meekering | | 38 | | | | | | | | | | | | |
| Kellerberrin | | 30 | | | | | | | | | | | | |
| Merredin | | | | | | | | | | | | | | |
| Total, Northern Agricultural..... | 689 1/2 | 98,866 | 30 1/2 | 3,107 | 7,961 | 4 1/2 | 436 | 56 1/2 | 2,765 | 48 | 13 1/2 | 9,349 | 13 1/2 | 1,458 |
| SOUTH-WESTERN DIVISION— | acres. | bush. | acres. | bush. | acres. | bush. | acres. | bush. | acres. | bush. | acres. | bush. | acres. | bush. |
| No. 1 Subdivision : | | | | | | | | | | | | | | |
| Mundaring | 183 1/2 | 12,948 | | 357 | 3,330 | 88 | 33,106 | | 144 | 18,804 | | 18,804 | | 652 |
| Darling Range | 423 1/2 | 42,512 | | 1,807 | 14,182 | 3 1/2 | 10,205 | | 20 1/2 | 4,816 | | 4,816 | | 174 |
| Gosnells | 245 1/2 | 22,791 | | 1,485 | 9,903 | 1 1/2 | 322 | | 2 1/2 | 284 | | 284 | | 46 |
| Fremantle (Part) | 5 1/2 | 539 | | 9 | 866 | 12 | 36 | | 1 1/2 | 52 | | 52 | | 90 |
| Armadale-Kelmscott..... | 230 1/2 | 23,293 | | 2,424 | 11,414 | 1 1/2 | 38,398 | | 36 1/2 | 8,488 | | 8,488 | | 213 |
| Rockingham | | 36 | | 1 | 25 | | | | | | | | | 5 |
| Serpentine-Jarrahdale | 66 1/2 | 10,683 | | 462 | 2,048 | 1 1/2 | 4,107 | | 9 | 1,044 | | 1,044 | | 86 |

| | | | | | | | | | | | | |
|--------------------------------------|--------|-------|--------|-----|---------|-------|-------|-----------|-----|---------|-----|-------|
| Murray | 11,519 | 74 | 884 | 154 | 2,319 | 43 | 129 | 17,139 | 151 | 2,050 | 21 | 210 |
| Drakesbrook | 491 | 11 | 121 | 24 | 232 | 13 | 402 | 2,684 | 39 | 402 | 1 | 75 |
| Harvey | 26,344 | 144 | 1,776 | 17 | 2,814 | 38 | 37 | 1,712 | 7 | 1,712 | 1 | 162 |
| Bunbury | 60 | 4 | 33 | 4 | 33 | ... | 105 | 143 | 1 | 105 | 1 | 55 |
| Dardanup | 5,443 | 8 | 1,084 | 10 | 1,040 | ... | 105 | 9,097 | 13 | 1,264 | 1 | 143 |
| Collie | 60 | 8 | 30 | 4 | 4,822 | ... | 63 | 4,822 | 11 | 2,281 | 1 | 50 |
| Capel | 19,739 | 201 | 673 | 23 | 98,936 | ... | 198 | 2,331 | 10 | 2,331 | 1 | 762 |
| Preston | 18,978 | 61 | 2,842 | 13 | 2,842 | ... | 817 | 11,044 | 56 | 11,044 | 2 | 789 |
| Sussex | 96 | 11 | 43 | 3 | 204 | ... | 8 | 204 | 4 | 204 | 1 | 35 |
| Balingup | 959 | 7 | 605 | 3 | 290 | ... | 290 | 35,207 | 34 | 6,137 | 1 | 354 |
| Greenbushes | 181 | 8 | 161 | 1 | 27,810 | ... | 5 | 27,810 | 5 | 430 | 1 | 78 |
| Upper Blackwood | 244 | 29 | 219 | 1 | 49,663 | ... | 670 | 2,207 | 40 | 2,207 | 4 | 602 |
| Augusta-Margaret River | 28 | ... | 48 | ... | 3,021 | ... | 3 | 3,021 | 7 | 3,021 | ... | 32 |
| Nannup | 516 | 24 | 127 | 3 | 1,734 | ... | 42 | 11,733 | 7 | 11,733 | 3 | 692 |
| Bridgeford | 1,080 | 16 | 524 | 3 | 629 | ... | 17 | 69,398 | 91 | 69,398 | 3 | 209 |
| Manilup | 118 | 4 | 134 | 1 | 6,155 | ... | 27 | 712 | 11 | 712 | 1 | 118 |
| Cranbrook | 6 | 1 | 10 | 1 | 315,740 | ... | 5 | 14,293 | 165 | 14,293 | 3 | 498 |
| Plantagenet | 98 | 4 | 179 | 1 | 170 | ... | 2 | 28,823 | 1 | 170 | 1 | 141 |
| Denmark | 55 | 4 | 10 | ... | 846 | ... | 26 | 70,852 | 28 | 2,143 | 1 | 132 |
| Albany | 39 | ... | 10 | ... | ... | ... | ... | ... | ... | ... | ... | ... |
| <i>Total, No. 1 Subdivision</i> | 1,850 | 1,024 | 11,485 | 358 | 54,298 | 1,072 | 9,012 | 1,028,770 | 740 | 94,593 | 43 | 5,892 |
| <i>No. 2 Subdivisions:</i> | | | | | | | | | | | | |
| York | 23 | 1 | 107 | 21 | 198 | 50 | 31 | 236 | 28 | 198 | 1 | 66 |
| Quairading | 1,449 | 20 | ... | ... | 20 | ... | ... | ... | ... | ... | ... | 4 |
| Bruce Rock | 2 | ... | ... | ... | ... | ... | ... | ... | ... | ... | ... | ... |
| Wandering | 92 | ... | ... | ... | 6 | ... | ... | 75 | ... | ... | ... | 75 |
| Beverley | 290 | 31 | 8 | 1 | 91 | 2 | 9 | 244 | 4 | 244 | 28 | 103 |
| Brookton | 112 | 3 | 33 | 1 | 33 | 10 | 4 | 329 | 2 | 221 | 1 | 30 |
| Pingelly | 10 | ... | ... | ... | 17 | ... | ... | 130 | 2 | 249 | 1 | 63 |
| Corrigin | 1 | ... | ... | ... | ... | ... | ... | 14 | 2 | 14 | 1 | 31 |
| Cuballing | 8 | ... | ... | ... | 6 | ... | ... | 101 | 4 | 56 | 1 | 23 |
| Wickepin | 3 | ... | ... | ... | 2 | ... | ... | 35 | 1 | 15 | ... | 28 |
| Kulin | 1 | ... | ... | ... | 1 | ... | ... | ... | ... | ... | ... | 1 |
| Marradong | 34 | ... | ... | ... | 14 | ... | ... | 204 | 1 | 119 | ... | 25 |
| Williams | 44 | ... | ... | ... | 8 | ... | ... | 1,224 | 4 | 149 | ... | 77 |
| Narath | 92 | ... | ... | ... | 11 | ... | ... | 2,011 | 10 | 635 | 2 | 54 |
| West Arthur | 55 | ... | ... | ... | 17 | ... | ... | 1,593 | 2 | 153 | 1 | 73 |
| Weth | 33 | ... | ... | ... | 21 | ... | ... | 635 | 6 | 112 | 2 | 166 |
| Dumbleyung | 8 | ... | ... | ... | 9 | ... | ... | 27 | 2 | 20 | ... | 27 |
| Woolanilling | 5 | ... | ... | ... | 8 | ... | ... | 449 | 2 | 124 | 1 | 37 |
| Katanning | 12 | ... | ... | ... | 3 | ... | ... | 1,347 | 8 | 258 | 2 | 39 |
| Kent | ... | ... | ... | ... | ... | ... | ... | 10 | 1 | 4 | ... | ... |
| Kojonup | 8 | ... | ... | ... | 22 | ... | ... | 3,696 | 8 | 592 | 3 | 167 |
| Bronzhill | ... | ... | ... | ... | ... | ... | ... | 697 | 3 | 136 | 1 | 22 |
| Tamborup | 1 | ... | ... | ... | 3 | ... | ... | 327 | 3 | 82 | 1 | 42 |
| Gnowangerup | ... | ... | ... | ... | ... | ... | ... | ... | ... | ... | ... | 1 |
| <i>Total, No. 2 Subdivision</i> | 30 | 3 | 169 | 81 | 490 | 89 | 408 | 13,396 | 71 | 3,231 | 27 | 1,154 |
| <i>Total, South-Western Division</i> | 1,880 | 1,054 | 11,654 | 366 | 54,788 | 1,161 | 9,422 | 1,042,166 | 812 | 97,824 | 70 | 7,016 |
| OTHER DIVISIONS | 10 | 1 | 101 | 2 | 172 | 29 | 1 | 151 | 3 | 39 | 3 | 80 |
| GRAND TOTAL, W.A. | 2,607 | 1,384 | 14,981 | 425 | 68,685 | 1,677 | 9,485 | 1,045,369 | 863 | 101,472 | 85 | 8,620 |

PART V.—LAND SETTLEMENT, AGRICULTURE, LIVE STOCK, AND METEOROLOGICAL STATISTICS.

| | | | | | | | | | | | | | | | |
|--|-------|--------|-------|--------|-------|--------|-------|--------|-------|--------|--------|-------|--------|--------|-------|
| Fremantle (Part) | 12 | 888 | 17 | 1,133 | 4 | 277 | 92 | | | | 765 | 12 | 648 | 69 | 19 |
| Armadale-Kelmscott | 70 | 6,488 | 48 | 5,878 | 6 | 535 | 8 | 2,374 | | | 385 | 11 | 959 | 801 | 255 |
| Rockingham | 48 | 40 | 1 | 47 | | 535 | | | | | 1,010 | 11 | 596 | 9 | |
| Murray | 3 | 518 | 1 | 1,021 | 2 | 187 | 1 | 1,465 | | | 298 | 15 | 435 | 160 | 11 |
| Serpentine-Jarrahdale | 19 | 2,837 | 13 | 1,250 | 2 | 1,721 | | 222 | | | 1,322 | 7 | 386 | 39 | 52 |
| Drakebrook | 2 | 872 | 1 | 368 | | 98 | | 10 | | | 165 | 3 | 597 | 39 | 27 |
| Bunbury | 21 | 6,112 | 6 | 1,011 | 2 | 360 | 1 | 1,634 | | | 240 | 3 | 368 | 27 | |
| Dardanup | 4 | 488 | | 1,173 | | 38 | | | | | 172 | | 13 | | |
| Colle | 9 | 900 | 15 | 1,615 | 5 | 488 | 15 | 1,334 | | | 95 | 3 | 668 | 264 | 25 |
| Capel | 17 | 2,640 | 12 | 3,15 | 4 | 1,280 | 30 | 5,582 | | | 180 | 1 | 543 | 375 | 53 |
| Preston | 101 | 1,921 | 57 | 10,681 | 14 | 3,542 | 47 | 9,125 | | | 4,357 | 8 | 1,154 | 159 | 417 |
| Sussex | 5 | 168 | 4 | 184 | 1 | 993 | 10 | 1,986 | | | 278 | 7 | 383 | 21 | |
| Bullgungah | 21 | 626 | 14 | 1,709 | 8 | 1,016 | 10 | 1,449 | | | 3,840 | 4 | 806 | 830 | 365 |
| Upper Blackwood | 48 | 672 | 20 | 2,217 | 6 | 702 | 63 | 6,097 | | | 17 | 3 | 703 | 17 | |
| Augusta-Margaret River | 1 | 53 | 2 | 145 | | 25 | | | | | 106 | 3 | 498 | 70 | 40 |
| Nannup | 2 | 357 | 401 | 401 | 1 | 149 | 329 | 330 | | | 209 | 3 | 90 | 1,937 | 784 |
| Bridgetown | 66 | 963 | 23 | 1,689 | 107 | 1,689 | 43 | 720 | | | 12,086 | 3 | 90 | 784 | 40 |
| Manjimup | 23 | 189 | 8 | 242 | 1 | 1,485 | 1 | 448 | | | 1,676 | 3 | 614 | 679 | 505 |
| Cranbrook | 9 | 543 | 3 | 174 | 1 | 1,016 | 1 | 403 | | | 2,362 | 15 | 98 | 278 | 36 |
| Crabapple | 46 | 4,825 | 13 | 1,161 | 9 | 631 | 9 | 5,691 | | | 2,362 | 15 | 417 | 2,641 | 624 |
| Dunmark | 51 | 265 | 8 | 1,187 | 3 | 767 | 67 | 937 | | | 406 | 2 | 239 | 202 | 74 |
| Albany | 24 | 2,585 | 8 | 618 | 3 | 270 | 1 | 937 | | | 406 | 2 | 153 | 593 | 184 |
| <i>Total, No. 1 Subdivision</i> | 481 | 55,682 | 446 | 51,997 | 117 | 14,557 | 71 | 77,323 | 24 | 45,154 | 52 | 135 | 17,575 | 14,144 | 4,561 |
| <i>No. 2 Subdivision:</i> | | | | | | | | | | | | | | | |
| York | 48 | 340 | 10 | 730 | 2 | 140 | 4 | 296 | | | 6,851 | 8 | 1,793 | 74 | 11 |
| Quairading | | | | | | | | | | | | | | | |
| Bruce Rock | 11 | 78 | | 105 | | 36 | | 95 | | | 100 | | 6 | | |
| Wandering | 4 | 315 | 7 | 317 | 2 | 125 | 5 | 238 | | | 483 | | 407 | 17 | 3 |
| Brooklyn | 21 | 96 | 3 | 78 | 1 | 30 | 3 | 48 | | | 16,920 | 11 | 1,574 | 131 | 8 |
| Pingelly | 3 | 179 | 4 | 223 | 1 | 62 | 1 | 175 | | | 1,506 | 5 | 291 | 383 | 3 |
| Cogella | 2 | 28 | | 10 | | 8 | | | | | 826 | 4 | 448 | 303 | 3 |
| Coballing | 2 | 194 | | 164 | 1 | 55 | | 32 | | | 387 | 1 | 15 | 7 | 1 |
| Wicksop | 47 | 6 | 2 | 93 | 1 | 28 | 1 | 216 | | | 109 | 6 | 358 | 53 | 3 |
| Kalbarri | 6 | 89 | | 16 | | 12 | | 84 | | | 474 | | 109 | 10 | |
| Marsdown | 1 | 89 | | 161 | 1 | 66 | | 5 | | | | | 38 | | |
| Williams | 21 | 138 | | 205 | 5 | 59 | | 179 | | | 635 | | 337 | 17 | 87 |
| Narrows | 6 | 267 | 10 | 274 | 3 | 150 | 94 | 408 | | | 821 | 4 | 477 | 403 | 1 |
| West Arthur | 21 | 192 | 4 | 412 | 5 | 117 | 4 | 475 | | | 2,824 | 11 | 500 | 157 | 10 |
| Wegen | 5 | 400 | 6 | 479 | 2 | 153 | 7 | 639 | | | 2,175 | 6 | 422 | 69 | 207 |
| Dooberleying | 76 | 76 | | 83 | | 84 | | 84 | | | 52 | | 48 | 6 | 1 |
| Woodanilling | 2 | 52 | | 72 | 1 | 41 | | 71 | | | 1,830 | 3 | 67 | 5 | 1 |
| Katanning | 8 | 245 | | 204 | 3 | 132 | | 177 | | | 537 | 5 | 84 | 108 | 21 |
| Koonung | 6 | 580 | 8 | 554 | 2 | 192 | | 568 | | | 2,526 | 6 | 492 | 125 | 11 |
| Bonmahon | 3 | 107 | | 52 | | 64 | | 64 | | | 635 | | 97 | 53 | 481 |
| Tambellup | 2 | 59 | | 89 | 1 | 42 | | 95 | | | 226 | | 40 | 30 | 5 |
| Gnowangerup | 1 | 11 | | 4 | | 8 | | 3 | | | | | 9 | | 11 |
| <i>Total, No. 2 Subdivision</i> | 61 | 3,429 | 90 | 4,326 | 29 | 1,502 | 8 | 4,193 | 3 | 1,790 | 199 | 90 | 7,959 | 1,128 | 151 |
| <i>Total, South-Western Division</i> | 543 | 59,111 | 536 | 56,323 | 147 | 16,050 | 800 | 81,516 | 28 | 46,944 | 252 | 225 | 25,534 | 15,273 | 4,702 |
| <i>OTHER DIVISIONS—</i> | | | | | | | | | | | | | | | |
| GRAND TOTAL, W.A. | 11 | 161 | 1 | 107 | 1 | 51 | 1 | 37 | | 6 | 23 | 3 | 870 | 182 | 108 |
| GRAND TOTAL, W.A. | 607 | 63,668 | 643 | 67,373 | 161 | 17,175 | 862 | 86,593 | 28 | 46,950 | 282 | 337 | 39,375 | 16,784 | 5,247 |

(a) Includes 164½ acres of Bananas and Plantains which produced 30,151 bushels (almost entirely in Gascoyne-Mimilya District) and 73 acres of other kinds of fruit trees not elsewhere included.
 (b) Includes 84½ acres young Banana plants.

| | | | | | | | | | | |
|------------------------------|------|--------|------|--------|-------|---------|------|-------|------|--|
| Kellerberrin | 1 | 81 | 4 | 55 | 2,198 | 179,563 | 893 | 57 | 651 | |
| Merredin | 2 | 24 | 1 | 18 | | | | 68 | | |
| Total, Northern Agricultural | 16 | 46,713 | 917 | 27,160 | 2,198 | 179,563 | 893 | 4,685 | 58 | |
| SOUTH-WESTERN DIVISION— | | | | | | | | | | |
| No. 1 Subdivision. | | | | | | | | | | |
| Mandurang | 5 | 1,336 | 78 | 1,014 | 94 | 6,492 | 198 | 220 | 38 | |
| Parling Range | 5 | 646 | 7 | 228 | 10 | 755 | 4 | 44 | 13 | |
| Greenale (Part) | 17 | 303 | 48 | 699 | | | | 70 | | |
| Armadale-Kempscott | 87 | 3,127 | 53 | 938 | 1 | 8 | 15 | 167 | 2 | |
| Brookham | 10 | 589 | 194 | 3,044 | 2 | 130 | 1 | 207 | 3 | |
| Sepentine-Warraldale | 1 | 10 | | | | | | 10 | | |
| Murray | 1 | 39 | | 120 | | | | 10 | | |
| Drakesbrook | 2 | 581 | 2 | 20 | 26 | 3,179 | 2 | 40 | 13 | |
| Harvey | 3 | 65 | | 82 | 1 | 1 | 1 | 5 | | |
| Bunbury | 1 | 91 | | | | | | 15 | | |
| Dardanup | 5 | 44 | | 290 | | 37 | | 19 | | |
| Collie | 1 | 60 | | 6,069 | | | | 3 | | |
| Capel | 2 | 320 | | | | | | 6 | | |
| Prescon | 18 | 540 | | | | | | 21 | | |
| Bussell | 3 | 177 | | 35 | | | | 5 | | |
| Balingup | 3 | 31 | | 44 | | | | 6 | | |
| Greenbushes | 5 | 36 | | 30 | | | | 8 | | |
| Upper Blackwood | 1 | 109 | | | | | | 3 | | |
| Augusta-Margaret River | 1 | 226 | | | | | | 3 | | |
| Nannup | 1 | 31 | | 80 | | | | 2 | | |
| Bridgetown | 1 | 38 | | 105 | | | | 13 | | |
| Manjimup | 1 | 27 | | | | | | 2 | | |
| Panbrock | 1 | 48 | | | | | | 4 | | |
| Pantsaguet | 1 | 64 | | | | | | 2 | | |
| Denmark | 1 | 18 | | | | | | 4 | | |
| Albany | 1 | 2 | | | | | | 4 | | |
| Total, No. 1 Subdivision | 23 | 8,984 | 589 | 12,738 | 185 | 10,602 | 82 | 1,043 | 45 | |
| No. 2 Subdivision: | | | | | | | | | | |
| York | 3 | 68 | | | | | | 3 | 1 | |
| Bruce Rock | | | | | | | | 1 | | |
| Wandering | | | | | | | | 1 | | |
| Beverley | 5 | 22 | | | | | | 7 | | |
| Brookton | 1 | 132 | | | | | | 1 | | |
| Cingely | 1 | 147 | | | | | | 6 | | |
| Korrigin | 1 | 76 | | | 48 | 415 | | 1 | | |
| Koonin | 1 | 17 | | | | | | 1 | | |
| Subaling | 8 | 8 | | | | | | 1 | | |
| Viskepin | 4 | 181 | | | 171 | 679 | | 23 | | |
| Koehn | 1 | 24 | | | | | | 1 | | |
| Marsadong | 1 | 4 | | | | | | 1 | | |
| Williams | 1 | 15 | | | | | | 1 | | |
| Narrogin | 3 | 126 | | | | | | 3 | | |
| West Arthur | 9 | 132 | | | | | | 14 | | |
| West Arthur | 3 | 179 | | 9 | | 76 | | 14 | | |
| West Arthur | 3 | | | | | 1 | | 7 | | |

No. 26.—Grape and Passion Vines, Acreage and Production in each Statistical District and Division.—*continued.*

| STATISTICAL DISTRICTS AND DIVISIONS. | GRAPE VINES. | | | | | | | | | | PASSION VINES. | |
|---|------------------------------------|----------------|-------------|------------------|-------------|-------------|-------------|--------------------------|-------------------------|--------|----------------|-------|
| | All kinds of Small Fruit, etc. (a) | Productive. | | | | | | Young Vines not bearing. | Total Area under Vines. | Area. | Production. | |
| | | For Table Use. | | For Wine Making. | | For Drying. | | | | | | |
| | | Area. | Production. | Area. | Production. | Area. | Production. | | | | | |
| SOUTH-WESTERN DIVISION—continued | acres. | acres. | cwt. | acres. | cwt. | acres. | cwt. | acres. | cwt. | acres. | acres. | bush. |
| <i>No. 2 Subdivision—continued</i> | ... | ... | ... | ... | ... | ... | ... | ... | ... | ... | ... | ... |
| Wagin ... | 1 | 6½ | 66 | ½ | ... | 20 | 20 | ½ | 27 | ... | ... | ... |
| Dumbleyung ... | ... | 3½ | 8 | ... | ... | 4 | ... | ... | ... | ... | ... | ... |
| Woodanilling ... | ... | 0 | 118 | ... | ... | 24½ | 1,934 | ... | 30½ | ... | ... | ... |
| Katanning ... | ... | 1½ | 47 | ... | ... | 48½ | 1,869 | ... | 55 | ... | ... | ... |
| Kent ... | ... | 2½ | 2 | ... | ... | ... | ... | ... | 1½ | ... | ... | ... |
| Kolonup ... | ... | 2½ | 326 | 3½ | 37 | ... | ... | ... | 1½ | ... | ... | 9 |
| Broomehill ... | ... | 2½ | 103 | 9½ | 309 | ... | ... | ... | 13½ | ... | ... | ... |
| Tambellup ... | ... | 1½ | 19 | ... | ... | ... | ... | ... | 19½ | ... | ... | 2 |
| <i>Total, No. 2 Subdivision</i> | 2½ | 66½ | 1,820 | 14½ | 355 | 121 | 5,002 | 19½ | 221 | ... | ... | 20 |
| <i>Total, South-Western Division</i> | 26 | 307½ | 10,804 | 603½ | 13,093 | 256½ | 15,604 | 102½ | 1,270½ | 45½ | ... | 5,106 |
| OTHER DIVISIONS | 191½ | 4½ | 102 | ... | ... | ... | ... | 1½ | 6½ | ... | ... | 6 |
| GRAND TOTAL, W.A. | 236½ | 1,038 | 58,393 | 1,613½ | 42,564 | 2,473½ | 195,920 | 980½ | 6,104½ | 51½ | ... | 5,804 |

(a) Including 177 acres of Peanuts producing 2,389 bushels and 15½ acres of Pineapples producing 832 doz.

No. 27.—Wine and Dried Fruits produced from the 1936-37 Season's Crop in each Statistical District.

| STATISTICAL DISTRICTS. | Wine Made. | | | Fruits Dried. | | | |
|------------------------------|--------------------|--------------|-------------|---------------|-----------|-----------|---------------|
| | Distillation Wine. | Dry Wine. | Sweet Wine. | Raisins. | Sultanas. | Currants. | Other Fruits. |
| Perth | gall. 1,000 | gall. 15,040 | gall. 950 | lbs. | lbs. | lbs. | lbs. 702 |
| Bassendean | 1,100 | 6,000 | 1,700 | | | 35 | |
| Belmont Park | | | | | | 12,925 | |
| Victoria Plains | | 800 | 550 | | | | |
| Chittering | | 1,000 | 230 | 7,457 | 85,845 | 114,554 | 76 |
| Wanneroo | | 6,965 | 400 | | | | 100 |
| Swan | 63,217 | 56,905 | 71,883 | 675,765 | 468,966 | 3,779,381 | 951 |
| Toodyay | 840 | 6,448 | 3,247 | 116 | 84,711 | 33,181 | 52 |
| Northam | 740 | 3,590 | 3,000 | 6,955 | 80,025 | 32,745 | 2,150 |
| Mundaring | | 3,115 | 2,501 | 17,423 | 53,725 | 113,451 | 538 |
| Darling Range | | 410 | | 560 | 6 | 21,340 | 728 |
| Gosnells | | 2,540 | 2,000 | 134 | 20 | 256 | |
| Fremantle | | 7,141 | 2,790 | 30 | 1,088 | 28 | 900 |
| Armadale-Kelmscott | 2,230 | 7,345 | 10,940 | 38 | | 3,410 | 281 |
| Serpentine-Jarrahdale | | 830 | | | | | 20 |
| Murray | | 200 | 96 | 12,000 | 57,469 | 22,421 | 83 |
| Bunbury | | 1,450 | 400 | | | 8 | |
| Dardanup | 17,500 | 14,480 | 15,000 | | | 10 | 64 |
| Balingup | | 340 | | | | 8 | 86 |
| Pingelly | | | | | 4,658 | 4,738 | 132 |
| Cuballing | | 500 | | 742 | 6,799 | 12,995 | 33 |
| Narrogin | | | | 193 | 656 | 1,702 | 702 |
| Woodanilling | | | | 90 | 7,313 | 31,240 | 60 |
| Katanning | | | | | 10,415 | 41,867 | 6 |
| Kojonup | | 1,025 | | 20 | 43 | | 291 |
| Broomehill | | 700 | 1,100 | | | | 70 |
| All other | | 8,515 | 207 | 152 | 90 | 534 | 3,332 |
| Total | 86,627 | 145,339 | 116,994 | 721,675 | 861,829 | 4,226,821 | 11,357 |

No. 28.—Number of Fruit Trees and Plants Imported during the Year ended 30th June, 1937.

| Kind. | No. | Kind. | No. | Kind. | No. |
|----------------------------|--------|-----------------------|--------|------------------------|---------|
| Almond | 3,285 | Gooseberry | 841 | Peach | 5,558 |
| Apple | 31,929 | Grape Fruit | 1,356 | Peach Stocks | 14,000 |
| Apple Stocks | 15,000 | Lemon | 2,766 | Pear | 3,170 |
| Apricot | 2,419 | Loganberry | 262 | Persimmon | 112 |
| Apricot Stocks | 2,000 | Loquat | 897 | Plum | 5,001 |
| Cherry Stocks | 500 | Mandarin | 1,373 | Quince | 147 |
| Cherry | 1,017 | Mulberry | 607 | Raspberry | 1,085 |
| Citron Cuttings | 5,000 | Nectarine | 1,182 | Walnuts | 819 |
| Citronelle Cuttings | 1,000 | Nut (other) | 289 | Bulbs and Roots | 397,603 |
| Cumquats | 34 | Olive Cuttings | 470 | Ornamental | 27,748 |
| Currant | 505 | Orange | 10,645 | | |
| Fig | 122 | | | | |

No. 29.—Imports of Fresh Fruits and Nuts during the Year ended 30th June, 1937.

| INTERSTATE IMPORTS. | | | | OVERSEAS IMPORTS. | |
|---------------------|--------------|----------------------|-------------|-------------------|---------------|
| Kind of Fruit. | Quantity. | Kind of Fruit. | Quantity. | Kind of Fruit. | Quantity. |
| Apricots | 331 cases | Oranges | 3,088 cases | Bananas | 37,542 crates |
| Bananas | 6,836 crates | Paw Paws | 1 case | Mangoes | 300 lbs. |
| Cherries | 2,686 cases | Peaches | 2,408 cases | Nuts | 173,834 lbs. |
| Cocoanuts | 9 " | Persimmons | 10 " | Pineapples | 25 crates |
| Gooseberries | 645 " | Pineapples | 1,402 " | | |
| Grape Fruit | 79 " | Plums | 923 " | | |
| Lemons | 859 " | Pomegranates | 25 " | | |
| Loquats | 55 " | Passion Fruit | 88 " | | |
| Mandarins | 155 " | Strawberries | 5 " | | |
| Nectarines | 1,561 " | Tomatoes | 2,740 " | | |
| Nuts | 6,710 bags | | | | |

PART V.—LAND SETTLEMENT, AGRICULTURE, LIVE STOCK, AND METEOROLOGICAL STATISTICS.

No. 30.—Summary of Orchards and Vineyards, showing Acreage under Trees of Bearing and Non-bearing Age, 1927-28 to 1936-37.

| Kind. | Season. | | | | | | | | | | | |
|---------------------|--------------|--------------------|--------------|--------------------|--------------|--------------------|--------------|--------------------|--------------|--------------------|--------------|--------------------|
| | 1927-28. | | 1932-33. | | 1933-34. | | 1934-35. | | 1935-36. | | 1936-37. | |
| | Bearing Age. | Under Bearing Age. | Bearing Age. | Under Bearing Age. | Bearing Age. | Under Bearing Age. | Bearing Age. | Under Bearing Age. | Bearing Age. | Under Bearing Age. | Bearing Age. | Under Bearing Age. |
| | acres. | acres. | acres. | acres. | acres. | acres. | acres. | acres. | acres. | acres. | acres. | acres. |
| FRUIT TREES— | | | | | | | | | | | | |
| Orange | 2,453 | 488 | 2,302 | 416 | 2,520 | 450 | 2,455 | 409 | 2,571 | 412 | 2,608 | 451 |
| Mandarin | 180 | 20 | 132 | 24 | 138 | 32 | 139 | 35 | 182 | 41 | 139 | 41 |
| Lemon | 469 | 69 | 462 | 54 | 435 | 60 | 419 | 71 | 426 | 74 | 426 | 74 |
| Other Citrus | 4 | 3 | 21 | 14 | 20 | 17 | 14 | 16 | 19 | 20 | 18 | 27 |
| Total Citrus | 3,086 | 580 | 3,007 | 508 | 3,113 | 559 | 3,037 | 531 | 3,167 | 541 | 3,191 | 593 |
| Apple | 7,391 | 2,653 | 8,080 | 3,868 | 8,465 | 3,932 | 8,617 | 3,933 | 9,027 | 3,735 | 9,485 | 3,546 |
| Pear | 968 | 167 | 924 | 109 | 909 | 112 | 869 | 144 | 868 | 154 | 864 | 166 |
| Quince | 80 | 21 | 77 | 15 | 70 | 14 | 70 | 12 | 77 | 13 | 85 | 15 |
| Total Pome | 8,439 | 2,841 | 9,091 | 3,992 | 9,444 | 3,958 | 9,556 | 3,989 | 9,972 | 3,902 | 10,434 | 3,727 |
| Apricot | 521 | 199 | 570 | 108 | 572 | 106 | 578 | 95 | 606 | 89 | 607 | 95 |
| Peach | 637 | 188 | 614 | 165 | 598 | 184 | 603 | 181 | 640 | 170 | 643 | 221 |
| Nectarine | 151 | 53 | 147 | 52 | 146 | 57 | 145 | 53 | 160 | 57 | 161 | 64 |
| Plum | 664 | 277 | 726 | 244 | 743 | 242 | 781 | 234 | 867 | 238 | 862 | 274 |
| Total Stone | 1,973 | 717 | 2,057 | 569 | 2,059 | 589 | 2,107 | 563 | 2,273 | 583 | 2,273 | 654 |
| Almond | ... | ... | 154 | 46 | 184 | 57 | 188 | 89 | 242 | 60 | 283 | 75 |
| Cherry | ... | ... | ... | ... | ... | ... | 10 | 4 | 25 | 16 | 28 | 32 |
| Fig | 300 | 85 | 292 | 52 | 300 | 55 | 288 | 51 | 331 | 60 | 338 | 60 |
| Banana | 7 | 6 | 21 | 9 | 22 | 54 | 99 | 99 | 121 | 151 | 164 | 84 |
| Other Trees | 224 | 79 | 133 | 38 | 127 | 59 | 91 | 38 | 99 | 33 | 73 | 33 |
| TOTAL | 14,029 | 4,308 | 14,755 | 5,214 | 15,249 | 5,331 | 15,376 | 5,364 | 16,230 | 5,352 | 16,784 | 5,248 |
| SMALL FRUITS, ETC. | 56 | ... | 156 | ... | 180 | ... | (a) 191 | ... | (a) 233 | ... | (a) 288 | ... |
| GRAPE VINES— | | | | | | | | | | | | |
| For Table use | 994 | ... | 902 | ... | 1,009 | ... | 963 | ... | 981 | ... | 1,038 | ... |
| For Wine making | 1,186 | 438 | 1,513 | 556 | 1,495 | 806 | 1,325 | 920 | 1,525 | 1,078 | 1,613 | 980 |
| For Drying Purposes | 2,341 | ... | 2,480 | ... | 2,390 | ... | 2,329 | ... | 2,467 | ... | 2,474 | ... |
| TOTAL | 4,521 | 438 | 4,955 | 556 | 4,894 | 808 | 4,817 | 920 | 4,973 | 1,078 | 5,125 | 980 |

(a) Including in 1934-35, 120 acres Peanuts; in 1935-36, 148 acres and in 1936-37, 177 acres, also in 1936-37, Passion Vines, 51 acres.

III.—DAIRYING.

No. 31.—Quantities of Butter, Cheese, Bacon and Ham, Salt Pork, and Milk produced, Poultry, Bee Farming, and Ensilage, 1927 to 1936.

| Particulars. | 1927. | 1928. | 1929. | 1930. | 1931. | 1932. | 1933. | 1934. | 1935. | 1936. |
|---|------------|------------|------------|------------|------------|------------|------------|------------|------------|------------|
| Butter made ... | 4,265,258 | 5,051,088 | 6,179,489 | 8,866,399 | 10,109,795 | 11,469,661 | 11,911,912 | 13,308,003 | 12,908,745 | 12,482,196 |
| ... lbs. | ... | ... | ... | ... | ... | ... | ... | ... | ... | ... |
| Cheese made ... | 149,269 | 111,847 | 998 | 623 | 909 | 138,051 | 285,461 | 643,571 | 865,482 | 1,032,077 |
| ... lbs. | ... | ... | ... | ... | ... | ... | ... | ... | ... | ... |
| Bacon cured ... | 2,089,774 | 1,848,122 | 1,757,400 | 2,518,295 | 3,138,864 | 3,742,942 | 4,586,343 | 4,730,504 | 5,405,098 | 4,098,448 |
| ... lbs. | ... | ... | ... | ... | ... | ... | ... | ... | ... | ... |
| Ham cured ... | 158,722 | 88,191 | 78,007 | 96,676 | 151,314 | 147,914 | 111,453 | 64,277 | 57,776 | 46,986 |
| ... lbs. | ... | ... | ... | ... | ... | ... | ... | ... | ... | ... |
| Pork, salted and pickled (on farms) | 103,517 | 18,252,376 | 21,365,884 | 24,328,689 | 29,889,779 | 33,633,537 | 34,903,887 | 36,758,193 | 38,138,058 | 36,081,733 |
| ... lbs. | ... | ... | ... | ... | ... | ... | ... | ... | ... | ... |
| Milk obtained ... | 17,158,933 | 967,886 | 1,139,625 | 1,218,978 | 1,304,069 | 1,324,595 | 1,318,307 | 1,310,671 | 1,386,035 | 1,276,599 |
| ... gals. | ... | ... | ... | ... | ... | ... | ... | ... | ... | ... |
| Fowls ... | 977,628 | 47,583 | 59,998 | 57,960 | 61,793 | 56,650 | 45,398 | 40,107 | 28,293 | 29,803 |
| ... No. | ... | ... | ... | ... | ... | ... | ... | ... | ... | ... |
| Ducks ... | 49,493 | 2,997 | 2,328 | 2,340 | 3,110 | 2,667 | 3,115 | 2,712 | 2,395 | 2,138 |
| ... No. | ... | ... | ... | ... | ... | ... | ... | ... | ... | ... |
| Geese ... | 2,583 | 32,542 | 43,909 | 57,109 | 58,696 | 57,068 | 46,750 | 37,265 | 25,586 | 21,837 |
| ... No. | ... | ... | ... | ... | ... | ... | ... | ... | ... | ... |
| Turkeys ... | 40,953 | 456,242 | 542,291 | 399,430 | 498,956 | 504,804 | 507,951 | 509,362 | 492,464 | 553,937 |
| ... No. | ... | ... | ... | ... | ... | ... | ... | ... | ... | ... |
| Value of Production of Poultry and Eggs (on farm) £ | 426,422 | 10,261 | 10,508 | 10,806 | 9,941 | 10,052 | 10,470 | 15,294 | 15,342 | 16,515 |
| ... No. | ... | ... | ... | ... | ... | ... | ... | ... | ... | ... |
| Bee Hives— | 0,002 | 2,140 | 1,262 | 919 | 1,432 | 1,654 | 902 | 1,256 | 1,273 | 1,175 |
| Productive ... | ... | ... | ... | ... | ... | ... | ... | ... | ... | ... |
| Unproductive ... | 1,894 | 509,415 | 611,938 | 641,969 | 250,146 | 438,209 | 621,275 | 811,449 | 916,929 | 1,601,161 |
| ... No. | ... | ... | ... | ... | ... | ... | ... | ... | ... | ... |
| Honey obtained ... | 366,286 | 6,555 | 10,410 | 9,911 | 4,251 | 7,343 | 8,643 | 11,222 | 13,952 | 20,424 |
| ... lbs. | ... | ... | ... | ... | ... | ... | ... | ... | ... | ... |
| Beeswax obtained ... | 5,501 | 62 | 50 | 71 | 85 | 97 | 121 | 100 | 94 | 94 |
| ... lbs. | ... | ... | ... | ... | ... | ... | ... | ... | ... | ... |
| Ensilage— | 64 | 53 | 89 | 237 | 572 | 663 | 568 | 490 | 336 | 336 |
| Pits ... | ... | ... | ... | ... | ... | ... | ... | ... | ... | ... |
| Stacks ... | 44 | 7,022 | 7,066 | 10,509 | 16,999 | 21,655 | 19,974 | 16,996 | 14,896 | 13,197 |
| ... No. | ... | ... | ... | ... | ... | ... | ... | ... | ... | ... |
| Silage made ... | 5,147 | 5,147 | 5,147 | 5,147 | 5,147 | 5,147 | 5,147 | 5,147 | 5,147 | 5,147 |
| ... tons | ... | ... | ... | ... | ... | ... | ... | ... | ... | ... |

† Includes the quantity produced in factories for the year ended 30th June of the following year.

No. 32.—Dairying during the year 1936 in each Statistical District and Division.

| Statistical Districts and Divisions. | Milk and Cream obtained. | | | | | | | | | |
|--|--|--|---|----------------------------------|--------------------------------|--------------|------------------------------------|-----------------------------------|--|-------------------------------|
| | Butter made in Factories and on Farms. | Cheese made in Factories and on Farms. | Bacon and Ham made in Factories and on Farms. | Pork Salted or Pickled on Farms. | Milk used on Farms for making— | | Cream sent to Creamery or Factory. | Milk sent to Creamery or Factory. | Milk sent to City or Town for Consumption. | Balance of Milk Sold or Used. |
| | | | | | Butter. | Cheese. | | | | |
| | lbs. | lbs. | lbs. | lbs. | gals. | gals. | gals. | gals. | gals. | gals. |
| METROPOLITAN DIVISION— | | | | | | | | | | |
| Perth | 745,224 | | | | 4,910 | | | | 865,568 | 146,734 |
| Dayswater | 350 | | | | 1,100 | | | | 38,000 | 13,000 |
| Basenbean | | | | | 3,293 | | | | 132,475 | 68,229 |
| Swan (Part) | 916 | | | | 1,527 | | 986 | | 41,110 | 41,110 |
| Belmont Park | 661 | | | | | | | | 126,850 | 52,046 |
| South Perth | | | | | | | | | 23,900 | 2,940 |
| Canning | | | | | | | | | 362,565 | 77,425 |
| Nelville | | | | | | | | | 82,050 | 12,900 |
| Nedlands | | | | | | | | | 72,000 | 4,745 |
| Claremont (M.) | | | | | | | | | 5,600 | 8,785 |
| Peppermint Grove | | | | | | | | | | 300 |
| Cottesloe (M.) | | | | | | | | | | 500 |
| Brossan Park | | | | | | | | | | 450 |
| Fremantle (Part) | 1,600 | | | | 3,400 | | | | 26,000 | 7,150 |
| Total, Metropolitan | 748,751 | | 3,835,782 | | 14,230 | | 986 | | 1,733,543 | 436,314 |
| NORTHERN AGRICULTURAL DIVISION— | | | | | | | | | | |
| Northampton | 20,723 | | 120 | 315 | 60,283 | | 594 | | 1,216 | 52,272 |
| Mullewa | 8,900 | | 70 | 150 | 27,465 | | | | 9,605 | 53,035 |
| Upper Chapman | 16,151 | | | 100 | 47,459 | | 408 | | 7,702 | 72,282 |
| Geraldton | 1,100 | | | | 3,530 | | 50 | | 101,500 | 21,220 |
| Greenough | 2,920 | | | 400 | 8,782 | | 510 | | 400 | 20,818 |
| Irwin | 5,805 | | | 250 | 15,570 | | 82 | | | 15,546 |
| Mingenew | 4,294 | | 600 | 200 | 14,122 | | 200 | | | 24,975 |
| Morawa | 3,282 | | 350 | 50 | 7,040 | | | | 3,900 | 36,530 |
| Perenjori | 1,622 | | 100 | 100 | 4,205 | | 200 | | 4,000 | 49,177 |
| Three Springs | 3,990 | | 1,980 | | 12,370 | | 250 | | 4,000 | 56,610 |
| Carnamah | 6,245 | | 380 | | 18,645 | | 614 | | 4,000 | 81,665 |
| Dalwallinu | 5,445 | | 150 | | 18,495 | | 100 | | 1,800 | 58,630 |
| Dandaragan | 4,75 | | 475 | | 9,780 | | 170 | | | 9,300 |
| Broora | 24,577 | | 331 | 1,055 | 72,732 | | 2,020 | | 9,375 | 88,504 |
| Wongan-Ballidu | 14,259 | | 1,128 | 2,942 | 41,960 | | 1,422 | | | 73,768 |
| Victoria Plains | 13,873 | | | 165 | 39,341 | | 950 | | 270 | 37,732 |
| Gingin | 12,335 | | | | 30,500 | | 1,165 | | | 43,790 |
| Chittering | 10,530 | | 130 | | 27,120 | | 604 | | | 47,200 |
| Wanneroo | 674 | 100 | | | 1,980 | 150 | | | | 52,040 |
| Swan (Part) | 14,869 | | | | 38,851 | | 2,859 | | 167,023 | 33,207 |
| Toodyay | 16,368 | 20 | | 2,470 | 32,124 | | 2,221 | | 26,570 | 75,427 |
| Goomalling | 25,337 | | 980 | 1,515 | 70,164 | | 1,675 | | 4,760 | 45,276 |
| Northam | 41,445 | | 100 | 850 | 118,487 | | 11,802 | | 65,515 | 112,807 |

| | | | | | | | | | |
|--------------------------------|-----------|-----------|---------|--------|-----------|-------|-----------|-----------|-----------|
| Meckering ... | 94,841 | ... | 903 | 590 | 77,817 | ... | 3,370 | ... | 109,327 |
| Kellerberrin ... | 52,472 | ... | 160 | ... | 122,928 | ... | 2,616 | ... | 68,945 |
| Merredin ... | 29,569 | ... | 1,675 | ... | 59,815 | ... | 3,272 | ... | 105,742 |
| Dowerin ... | 17,878 | ... | 106 | 1,050 | 69,660 | ... | 5,817 | ... | 45,815 |
| Wyalkatchem ... | 5,819 | ... | 196 | 80 | 16,708 | ... | 1,521 | 1,500 | 32,853 |
| Koorda ... | 12,160 | ... | ... | ... | 7,400 | ... | ... | ... | 13,020 |
| Mount Marshall ... | 12,487 | ... | 770 | 615 | 32,420 | ... | 110 | ... | 68,885 |
| Mukinbudin ... | 15,471 | ... | 200 | 1,300 | 32,077 | ... | 320 | ... | 840 |
| Kununoppin-Trynalyng ... | 11,810 | ... | ... | ... | 45,400 | ... | 908 | ... | 51,180 |
| Nungarin ... | 16,180 | ... | ... | ... | 33,360 | ... | 8,784 | ... | 53,970 |
| Westonia ... | 9,255 | ... | 140 | ... | 27,659 | ... | 20 | ... | 1,870 |
| Total, Northern Agricultural | 432,832 | 120 | 11,428 | 15,077 | 1,246,309 | 170 | 44,090 | 2,270 | 509,523 |
| SOUTH-WESTERN DIVISION— | | | | | | | | | |
| <i>No. 1 Subdivision.</i> | | | | | | | | | |
| Mundaring ... | 5,898 | 20 | ... | ... | 15,244 | 40 | 720 | ... | 55,086 |
| Darling Range ... | 1,237 | 40 | ... | ... | 2,940 | 40 | 5,200 | ... | 99,370 |
| Goenells ... | 1,780 | ... | 190 | ... | 4,960 | ... | 360 | ... | 146,665 |
| Fremantle (Part) ... | 1,524,351 | ... | ... | ... | 775 | ... | 5,917 | 400 | 152,792 |
| Armadale-Kelmscott ... | 22,515 | ... | ... | ... | 49,959 | ... | 11,256 | ... | 130,427 |
| Rockingham ... | 130 | 163,440 | 770 | 120 | 10,000 | 20 | 23,844 | 206,961 | 408,335 |
| Serpentine-Jarraldale ... | 3,900 | 20 | ... | ... | 74,325 | ... | 58,866 | ... | 361,115 |
| Murray ... | 25,349 | 102,659 | 307 | 120 | 46,470 | 4 | 21,640 | 33,175 | 68,498 |
| Drakesbrook ... | 961,731 | ... | 38,364 | ... | 71,512 | ... | 174,750 | ... | 57,475 |
| Harvey ... | 1,215,919 | 40 | 125 | ... | 64,322 | 60 | 145,935 | ... | 73,366 |
| Bunbury ... | 724,387 | ... | 100 | 75 | 79,459 | ... | 47,961 | ... | 90,300 |
| Dardanup ... | 6,354 | ... | ... | ... | 14,143 | ... | 74,247 | ... | 71,240 |
| Collie ... | 797,979 | ... | ... | ... | 48,515 | ... | 81,306 | ... | 59,456 |
| Cape ... | 933,660 | ... | 240 | 250 | 84,125 | ... | 81,540 | ... | 37,560 |
| Sussex ... | 16,960 | 538,307 | 1,377 | 1,810 | 79,754 | ... | 220,770 | ... | 63,250 |
| Balingup ... | 16,609 | ... | 120 | ... | 45,915 | ... | 43,504 | 305,500 | 20,140 |
| Greenbushes ... | 27,660 | 800 | 412 | 1,040 | 31,700 | 860 | 31,420 | 2,000 | 20,880 |
| Upper Blackwood ... | 862,081 | 30 | 4,416 | 1,880 | 101,732 | 30 | 204,914 | 730 | 3,000 |
| Augusta-Margaret River ... | 16,609 | ... | 300 | 1,500 | 43,638 | ... | 38,861 | ... | 6,480 |
| Nannup ... | 34,429 | ... | 1,330 | 80,710 | 80,710 | ... | 67,440 | ... | 62,320 |
| Bridgetown ... | 1,940,451 | 225,811 | 27,500 | 1,584 | 244,514 | ... | 88,677 | ... | 31,921 |
| Manjimup ... | 14,835 | ... | 3,550 | 207 | 82,755 | ... | 259,370 | ... | 29,141 |
| Cranbrook ... | 46,644 | ... | 8,550 | 120 | 109,855 | ... | 15,009 | ... | 175,746 |
| Plantagenet ... | 401,420 | 500 | 102,680 | 545 | 90,785 | ... | 25,690 | ... | 65,585 |
| Denmark ... | 280,893 | ... | 2,900 | 600 | 107,688 | 500 | 108,813 | ... | 850 |
| Albany ... | 9,942,401 | 1,031,727 | 185,142 | 8,801 | 1,613,339 | 1,872 | 1,744,839 | 2,261,128 | 59,550 |
| Total, No. 1 Subdivision | 24,452 | ... | 918 | 630 | 72,264 | ... | 5,279 | 10,250 | 2,233,960 |
| <i>No. 2 Subdivision.</i> | | | | | | | | | |
| York ... | 18,480 | ... | 530 | 390 | 57,505 | ... | 1,076 | ... | 1,500 |
| Quairading ... | 29,895 | ... | 4,870 | 100 | 86,415 | ... | 1,860 | ... | 1,100 |
| Bruce Rock ... | 23,575 | ... | 389 | 110 | 50,705 | ... | 2,186 | ... | 4,380 |
| Narembeen ... | 11,302 | ... | 182 | 148 | 84,607 | ... | 3,889 | ... | 83,525 |
| Wandering ... | 25,740 | ... | 3,196 | 300 | 75,922 | ... | 2,889 | ... | 18,593 |
| Beverley ... | 13,518 | ... | 400 | 200 | 30,998 | ... | 1,044 | ... | 8,310 |
| Brookton ... | 20,429 | ... | 465 | 280 | 45,183 | ... | 1,973 | ... | 44,195 |
| Pingelly ... | 26,721 | ... | ... | ... | 78,560 | ... | 1,852 | ... | 50,158 |
| Corrigin ... | ... | ... | ... | ... | ... | ... | ... | 260 | 68,880 |

No. 32.—Dairying during the year 1936 in each Statistical District and Division—continued.

| Statistical Districts and Divisions. | Milk and Cream obtained. | | | | | | | | | |
|--|--|--|---|----------------------------------|--------------------------------|---------|------------------------------------|-----------------------------------|--|-------------------------------|
| | Butter made in Factories and on Farms. | Cheese made in Factories and on Farms. | Bacon and Ham made in Factories and on Farms. | Pork Salted or Pickled on Farms. | Milk used on Farms for making— | | Cream sent to Creamery or Factory. | Milk sent to Creamery or Factory. | Milk sent to City or Town for Consumption. | Balance of Milk Sold or Used. |
| | | | | | Butter. | Cheese. | | | | |
| SOUTH-WESTERN DIVISION—continued. | | | | | | | | | | |
| <i>No. 2 Subdivision—continued.</i> | | | | | | | | | | |
| Kondinin | 25,634 | ... | 450 | 880 | 76,297 | ... | 1,002 | ... | ... | 52,580 |
| Cuballing | 17,264 | ... | 396 | 240 | 46,481 | ... | 4,243 | ... | ... | 69,637 |
| Wickepin | 24,370 | ... | 170 | 20 | 49,510 | ... | 1,986 | ... | 2,700 | 136,300 |
| Kulin | 20,233 | ... | 890 | 250 | 50,210 | ... | 2,709 | 1,900 | ... | 84,966 |
| Marradong | 5,853 | ... | 100 | 600 | 21,860 | ... | 479 | ... | ... | 10,250 |
| Williams | 15,183 | ... | 280 | 4,150 | 51,710 | ... | 4,096 | ... | ... | 17,680 |
| Narrogin | 275,529 | ... | 1,940 | 282 | 75,500 | ... | 5,467 | ... | 28,975 | 97,400 |
| West Arthur | 20,812 | 150 | 2,895 | 1,220 | 80,655 | 170 | 5,817 | ... | ... | 71,305 |
| Wagin | 38,518 | ... | 3,696 | 715 | 117,978 | ... | 8,090 | 1,000 | ... | 132,065 |
| Dumbleyung | 82,479 | ... | 943 | 2,300 | 63,027 | ... | 8,288 | ... | ... | 85,160 |
| Lake Grace | 26,315 | 20 | 1,464 | 1,020 | 58,810 | ... | 7,604 | ... | ... | 69,163 |
| Woodanilling | 16,476 | ... | 2,700 | 760 | 49,583 | ... | 4,207 | ... | ... | 17,057 |
| Katanning | 501,722 | ... | ... | ... | 83,817 | ... | 5,354 | 960 | ... | 33,195 |
| Kent | 16,930 | ... | 200 | ... | 50,320 | ... | 4,141 | ... | ... | 13,362 |
| Kolonup | 42,744 | ... | 2,162 | 125 | 105,535 | ... | 11,873 | 1,300 | ... | 49,600 |
| Broomhall | 14,228 | ... | 650 | 100 | 37,484 | ... | 3,035 | ... | ... | 26,301 |
| Tambellup | 15,434 | ... | 9,128 | 200 | 33,847 | ... | 3,341 | ... | 1,230 | 30,882 |
| Gnowangerup | 29,355 | ... | 2,470 | 270 | 70,405 | ... | 4,204 | ... | ... | 72,772 |
| <i>Total, No. 2 Subdivision</i> | 1,333,201 | 170 | 41,156 | 18,176 | 1,674,278 | 200 | 104,627 | 15,670 | 113,750 | 1,474,464 |
| <i>Total, South-Western</i> | 11,275,902 | 1,031,897 | 236,298 | 20,977 | 3,287,617 | 2,072 | 1,849,466 | 2,276,798 | 2,347,730 | 3,817,390 |
| EASTERN GOLDFIELDS DIVISION— | | | | | | | | | | |
| Phillips River | 4,633 | ... | 290 | 120 | 14,899 | ... | ... | ... | ... | 7,381 |
| Esperance | 5,801 | ... | 1,090 | 1,090 | 17,599 | ... | ... | ... | ... | 23,477 |
| Dundas | 3,164 | ... | 4,155 | 850 | 9,230 | ... | ... | ... | 4,920 | 19,370 |
| Yilgarn | 10,495 | 60 | 1,826 | 2,672 | 29,730 | 60 | 55 | ... | 2,100 | 71,370 |
| Coolegardie | ... | ... | ... | ... | ... | ... | ... | ... | 12,000 | 2,950 |
| Kalgoorlie | ... | ... | ... | ... | ... | ... | ... | ... | 167,827 | 16,800 |
| Menzies | ... | ... | 16,815 | ... | ... | ... | ... | ... | 2,000 | 5,300 |
| <i>Total, Eastern Goldfields</i> | 24,093 | 60 | 24,940 | 4,732 | 71,458 | 60 | 55 | ... | 188,847 | 146,738 |

| | | | | | | | | | | | | |
|--------------------------------------|-----|-----|-----|-----|-----|-----|-----|-----|-----|-----|-----|-----------|
| NORTHERN GOLDFIELDS DIVISION— | | | | | | | | | | | | |
| Mt. Margaret | ... | ... | ... | ... | ... | ... | ... | ... | ... | ... | ... | 1,200 |
| Wiluna | ... | ... | ... | ... | ... | ... | ... | ... | ... | ... | ... | 8,300 |
| Leonora | ... | ... | ... | ... | ... | ... | ... | ... | ... | ... | ... | 89,850 |
| Black Range | ... | ... | ... | ... | ... | ... | ... | ... | ... | ... | ... | 9,125 |
| Yalgoo | ... | ... | ... | ... | ... | ... | ... | ... | ... | ... | ... | 9,865 |
| Mount Magnet | ... | ... | ... | ... | ... | ... | ... | ... | ... | ... | ... | 1,600 |
| Cue | ... | ... | ... | ... | ... | ... | ... | ... | ... | ... | ... | 17,412 |
| Meekatharra | ... | ... | ... | ... | ... | ... | ... | ... | ... | ... | ... | 8,560 |
| | ... | ... | ... | ... | ... | ... | ... | ... | ... | ... | ... | 7,270 |
| | ... | ... | ... | ... | ... | ... | ... | ... | ... | ... | ... | 7,585 |
| Total, Northern Goldfields | ... | ... | ... | ... | ... | ... | ... | ... | ... | ... | ... | 64,295 |
| | ... | ... | ... | ... | ... | ... | ... | ... | ... | ... | ... | 44,142 |
| NORTH-WESTERN DIVISION— | | | | | | | | | | | | |
| Kurculson | ... | ... | ... | ... | ... | ... | ... | ... | ... | ... | ... | 7,870 |
| Shark Bay | ... | ... | ... | ... | ... | ... | ... | ... | ... | ... | ... | 7,840 |
| Gascoyne-Mindilya | ... | ... | ... | ... | ... | ... | ... | ... | ... | ... | ... | 14,648 |
| Upper Gascoyne | ... | ... | ... | ... | ... | ... | ... | ... | ... | ... | ... | 1,530 |
| Ashburton | ... | ... | ... | ... | ... | ... | ... | ... | ... | ... | ... | 1,530 |
| Tableland | ... | ... | ... | ... | ... | ... | ... | ... | ... | ... | ... | 1,380 |
| Roebourne | ... | ... | ... | ... | ... | ... | ... | ... | ... | ... | ... | 1,380 |
| | ... | ... | ... | ... | ... | ... | ... | ... | ... | ... | ... | 4,610 |
| Total, North-Western | ... | ... | ... | ... | ... | ... | ... | ... | ... | ... | ... | 83,798 |
| NORTHERN DIVISION— | | | | | | | | | | | | |
| Nulagie | ... | ... | ... | ... | ... | ... | ... | ... | ... | ... | ... | 750 |
| Port Hedland | ... | ... | ... | ... | ... | ... | ... | ... | ... | ... | ... | 3,740 |
| Marble Bar | ... | ... | ... | ... | ... | ... | ... | ... | ... | ... | ... | 9,385 |
| Broome | ... | ... | ... | ... | ... | ... | ... | ... | ... | ... | ... | 1,440 |
| West Kimberley | ... | ... | ... | ... | ... | ... | ... | ... | ... | ... | ... | 1,296 |
| Half's Creek | ... | ... | ... | ... | ... | ... | ... | ... | ... | ... | ... | 1,100 |
| Wyndham | ... | ... | ... | ... | ... | ... | ... | ... | ... | ... | ... | 1,100 |
| | ... | ... | ... | ... | ... | ... | ... | ... | ... | ... | ... | 13,021 |
| Total, Northern | ... | ... | ... | ... | ... | ... | ... | ... | ... | ... | ... | 5,285 |
| | ... | ... | ... | ... | ... | ... | ... | ... | ... | ... | ... | 13,021 |
| GRAND TOTAL, W.A. | ... | ... | ... | ... | ... | ... | ... | ... | ... | ... | ... | 4,850,363 |
| | ... | ... | ... | ... | ... | ... | ... | ... | ... | ... | ... | 6,272,716 |

(a) Quantities produced in Factories are for year ended 30th June of the following year.

No. 33.—Poultry and Bee Farming in each Statistical District and Division during the year 1936.

| Statistical Districts and Divisions. | Poultry (on 31st December, 1936). | | | | | Bee Farming. | | | | | |
|--|-----------------------------------|--------------------|--------------|------------|------------|------------------------------------|-------------------------|----------------|-----------------|-------------------|--|
| | Fowls. | | Ducks. | Geese. | Turkeys. | Eggs obtained during the year (a). | Hives (as at 31-12-36). | | Honey Obtained. | Beeswax Obtained. | |
| | Under 6 months old. | Over 6 months old. | | | | | Pro-ductive. | Un-productive. | | | |
| METROPOLITAN DIVISION— | | | | | | | | | | | |
| Ferriá | 12,637 | 47,748 | No. 4,541 | No. 45 | No. 47 | doz. 394,270 | No. 495 | No. 54 | lbs. 39,820 | lbs. 560 | |
| Bayswater | 1,660 | 2,458 | 157 | 6 | 2 | 15,734 | 9 | 10 | 120 | | |
| Bassendean | 1,766 | 4,354 | 67 | 8 | 36 | 30,512 | 30 | 90 | 400 | | |
| Swan (Part) | 595 | 4,284 | 346 | 10 | 350 | 26,898 | | 1 | | | |
| Belmont Park | 10,517 | 21,077 | 1,310 | 8 | 63 | 199,132 | | 2 | | | |
| South Perth | 200 | 1,349 | 94 | 99 | | 10,393 | | 1 | | | |
| Canning | 5,865 | 24,617 | 1,244 | 75 | 98 | 252,011 | 66 | 42 | 1,520 | 52 | |
| Melville | 75 | 39,444 | 950 | 3 | 75 | 337,840 | 8 | | 100 | | |
| Nedlands | 201 | 871 | 33 | | | 7,038 | | 3 | 240 | 18 | |
| Claremont (M.) | 1,090 | 3,106 | 206 | | 3 | 25,890 | 10 | | | | |
| Peppermint Grove | | 130 | 10 | | | 197 | | | | | |
| Cottesloe (M.) | 20 | 283 | 36 | 5 | | 3,250 | | | | | |
| Roseman Park | | 144 | 4 | | | 650 | | | | | |
| Fremantle (Part) | 1,292 | 3,628 | 707 | 4 | | 29,147 | 20 | | 300 | | |
| Total, Metropolitan | 35,828 | 147,493 | 9,705 | 189 | 674 | 1,335,962 | 638 | 202 | 42,500 | 630 | |
| NORTHERN AGRICULTURAL DIVISION— | | | | | | | | | | | |
| Northampton | 1,466 | 9,083 | 20 | 1 | 58 | 48,246 | | | | | |
| Mullewa | 1,922 | 5,283 | 39 | | 293 | 29,785 | | | 960 | | |
| Upper Chapman | 2,091 | 10,274 | 112 | 7 | 505 | 48,789 | 26 | | | 13 | |
| Gerardton | 430 | 3,604 | 15 | 12 | 24 | 14,800 | | | | | |
| Greenough | 733 | 2,870 | | | 43 | 11,185 | | | | | |
| Irwin | 110 | 1,553 | 36 | 31 | 17 | 7,030 | | | | | |
| Mingenew | 1,786 | 3,957 | 157 | 8 | 82 | 35,798 | | | | | |
| Morawa | 1,875 | 6,197 | 86 | | 376 | 22,751 | | | | | |
| Perenjori | 871 | 5,972 | 182 | 35 | 165 | 22,275 | | | | | |
| Three Springs | 1,326 | 4,212 | 182 | | 30 | 17,409 | | | | | |
| Carmanah | 1,152 | 6,452 | | 13 | 80 | 19,783 | | | | | |
| Dalwallinu | 608 | 9,768 | 45 | 4 | 34 | 50,663 | | | | | |
| Dandaragan | 303 | 747 | 67 | 2 | 47 | 3,930 | | | | | |
| Moora | 3,058 | 8,127 | 47 | 10 | 561 | 71,495 | | | | | |
| Wongan-Ballidu | 1,332 | 9,170 | 58 | 8 | 210 | 42,665 | | | | | |
| Victoria Plains | 2,863 | 4,915 | 40 | 16 | 182 | 32,085 | | | | | |
| Gingin | 224 | 2,422 | 63 | 87 | 300 | 9,003 | | 4 | | | |
| Chittering | 466 | 3,854 | 60 | 65 | 65 | 15,030 | 600 | 16 | 25,600 | 220 | |
| Wanneroo | 2,282 | 4,066 | 132 | 1 | 12 | 34,173 | 1,289 | 70 | 17,045 | 609 | |
| Swan (Part) | 3,928 | 8,061 | 347 | 14 | 252 | 59,869 | 468 | 14 | 5,520 | 152 | |
| Toodyay | 2,305 | 7,105 | 59 | 33 | 328 | 40,145 | 754 | 145 | 24,910 | 145 | |
| Goonalling | 2,805 | 7,892 | 8 | | 370 | 48,750 | 6,075 | 57 | 795,744 | 12,410 | |
| Northam | 2,465 | 17,952 | 121 | 19 | 206 | 124,055 | 110 | | 7,410 | 240 | |
| Meekering | 2,877 | 11,155 | 178 | 85 | 296 | 54,212 | 6 | | 64 | | |
| Kellerberrin | 3,242 | 12,660 | 75 | 5 | 773 | 40,329 | | | | | |
| Merredin | 3,330 | 12,885 | 171 | 24 | 1,037 | 63,611 | 13 | | 280 | 6 | |

| | | | | | | | | | | |
|-------------------------------------|---------------|----------------|---------------|------------|--------------|------------------|--------------|------------|----------------|---------------|
| Dowertn | 1,621 | 7,717 | 65 | 15 | 463 | 38,910 | 9,321 | 167 | 877,533 | 13,795 |
| Wyalkatchem | 213 | 7,759 | 215 | 43 | 121 | 45,090 | | | | |
| Kooraa | 272 | 3,574 | | | 4 | 19,356 | | | | 50 |
| Mount Marshall | 1,855 | 9,254 | 30 | 10 | 276 | 31,001 | | | | 70 |
| Makinbuddin | 705 | 5,196 | 74 | | 264 | 32,946 | | | | 163 |
| Kununoppin-Trayning | 1,911 | 5,873 | 45 | | 591 | 27,782 | | | | 25 |
| Ningarrin | 1,556 | 4,040 | 53 | 7 | 561 | 29,055 | | | | 1,541 |
| Westonia | 1,364 | 4,183 | 20 | 9 | 248 | 10,475 | | | | |
| Total, Northern Agricultural | 54,747 | 227,841 | 2,709 | 511 | 9,623 | 1,203,031 | 9,321 | 167 | 877,533 | 13,795 |
| SOUTH-WESTERN DIVISION— | | | | | | | | | | |
| <i>No. 1 Subdivision:</i> | | | | | | | | | | |
| Mundaring | 13,407 | 40,783 | 853 | 3 | 368 | 363,652 | 70 | 6 | 5,500 | |
| Darling Range | 6,542 | 24,116 | 1,001 | 25 | 49 | 205,077 | 39 | 6 | 2,540 | |
| Gosnells | 3,090 | 28,704 | 1,980 | 61 | 43 | 260,984 | 223 | 28 | 4,261 | |
| Fremanle | 10,356 | 40,500 | 1,768 | 30 | 348 | 536,761 | 137 | 108 | 2,450 | |
| Armadale-Kelmscott | 7,060 | 56,063 | 3,427 | 8 | 61 | 408,870 | 662 | 37 | 43,832 | |
| Rockingham | 1,101 | 5,262 | 494 | 1 | 50 | 51,815 | | | | 307 |
| Serpentine-Jarraldale | 6,436 | 18,828 | 106 | 15 | 4 | 180,901 | 116 | 6 | 4,428 | |
| Murray | 3,812 | 10,310 | 350 | 23 | 79 | 76,450 | 156 | 52 | 5,756 | 103 |
| Drakesbrook | 488 | 4,955 | 107 | 30 | 27 | 32,242 | 6 | | 228 | |
| Harvey | 2,879 | 11,266 | 360 | 112 | 348 | 114,232 | 187 | | 18,620 | 120 |
| Bunbury | 4,574 | 12,724 | 533 | 30 | 65 | 121,575 | 75 | | 1,520 | 118 |
| Dardanup | 2,227 | 4,793 | 101 | 1 | 33 | 49,402 | 15 | 10 | 680 | |
| Collie | 218 | 7,165 | 143 | 69 | 32 | 46,171 | 60 | 1 | 3,600 | 112 |
| Capel | 1,853 | 3,338 | 54 | 16 | 52 | 30,078 | | | | |
| Preston | 2,024 | 7,504 | 150 | 8 | 192 | 60,211 | | | 200 | |
| Sussex | 1,701 | 8,431 | 389 | 16 | 251 | 58,621 | 5 | 3 | | |
| Balingup | 1,257 | 4,080 | 182 | 38 | 66 | 22,918 | | | | |
| Greenbushes | 833 | 2,890 | 91 | 5 | 116 | 8,168 | | | | |
| Upper Blackwood | 1,471 | 6,210 | 123 | 30 | 339 | 19,219 | 48 | 3 | 6,500 | 60 |
| Augusta-Margaret River | 1,091 | 6,423 | 392 | 24 | 18 | 23,021 | 36 | 9 | 730 | 30 |
| Nannup | 813 | 2,110 | 114 | 60 | 153 | 12,175 | 3 | 4 | 60 | |
| Bridgetown | 2,589 | 6,993 | 124 | 30 | 91 | 35,565 | 49 | 43 | 630 | |
| Manllyrup | 1,529 | 12,601 | 626 | 30 | 625 | 84,663 | 465 | 63 | 33,790 | 170 |
| Cranbrook | 564 | 3,046 | 22 | 7 | 152 | 15,767 | 50 | | 11,200 | |
| Plantagenet | 812 | 7,896 | 171 | 17 | 126 | 27,189 | 785 | 7 | 104,800 | 1,122 |
| Denmark | 3,180 | 4,709 | 123 | 17 | 215 | 51,825 | 215 | 10 | 17,980 | 284 |
| Albany | 1,506 | 8,878 | 544 | 18 | 26 | 61,591 | 190 | 164 | 2,991 | 10 |
| Total, No. 1 Subdivision | 82,413 | 350,178 | 14,328 | 716 | 3,740 | 2,959,083 | 3,592 | 562 | 267,294 | 4,280 |
| <i>No. 2 Subdivision:</i> | | | | | | | | | | |
| York | 4,298 | 11,570 | 101 | 8 | 384 | 58,288 | 1,800 | | 360,000 | 6,720 |
| Quairading | 1,202 | 11,144 | 36 | 59 | 406 | 39,730 | | | | |
| Bruce Rock | 4,464 | 13,981 | 21 | 42 | 313 | 72,012 | | | | |
| Narebreen | 2,280 | 7,751 | | | 318 | 36,410 | | | | |
| Wandering | 2,960 | 4,691 | | | 92 | 28,138 | | | | |
| Beverley | 4,844 | 10,846 | 72 | 36 | 459 | 63,392 | 26 | 32 | 4,480 | 40 |
| Brookton | 2,908 | 7,504 | 55 | 208 | 208 | 49,815 | 73 | | 9,180 | 288 |
| Phuggally | 4,045 | 7,977 | 52 | 21 | 179 | 41,825 | | | | |
| Corrigin | 1,827 | 14,920 | 70 | 20 | 218 | 60,988 | | | | |
| Kondialin | 504 | 7,774 | 19 | 186 | 186 | 61,500 | | | | |
| Cueballing | 2,571 | 11,488 | 26 | 33 | 151 | 75,031 | | | | |
| Wickepin | 276 | 13,263 | 4 | 251 | 251 | 43,270 | | | | |
| Kulin | 2,155 | 8,392 | 87 | 17 | 280 | 50,794 | | | | |

No. 33.—Poultry and Bee Farming in each Statistical District and Division during the year 1936—continued.

| Statistical Districts and Divisions. | Poultry (on 31st December, 1936). | | | | | | Bee Farming. | | | |
|--|-----------------------------------|--------------------|--------|--------|----------|------------------------------------|-------------------------|----------------|-----------------|-------------------|
| | Fowls. | | Ducks. | Geese. | Turkeys. | Eggs obtained during the year (a). | Hives (as at 31-12-36). | | Honey Obtained. | Beeswax Obtained. |
| | under 6 months old. | Over 6 months old. | | | | | Pro-ductive. | Un-productive. | | |
| SOUTH-WESTERN DIVISION—continued. | | | | | | | | | | |
| <i>No. 2 Subdivision—continued.</i> | No. | No. | No. | No. | No. | doz. | No. | No. | lbs. | lbs. |
| Marradong | 950 | 2,096 | 48 | 15 | 53 | 11,298 | 12 | ... | 180 | ... |
| Williams | 1,730 | 5,821 | 27 | 53 | 194 | 26,842 | ... | ... | ... | ... |
| Narrogin | 1,205 | 10,871 | 28 | 33 | 250 | 35,800 | ... | ... | ... | ... |
| West Arthur | 2,011 | 4,956 | 168 | 25 | 214 | 28,516 | 2 | ... | 20 | ... |
| Wagin | 3,763 | 10,809 | 87 | 36 | 522 | 58,807 | ... | ... | ... | ... |
| Dumbleyung | 724 | 15,793 | 40 | 55 | 103 | 35,686 | ... | ... | ... | ... |
| Lake Grace | 3,433 | 10,853 | 159 | 27 | 374 | 48,929 | ... | ... | ... | ... |
| Woodanilling | 1,869 | 9,640 | 3 | 2 | 15 | 44,785 | 15 | 5 | 1,500 | 124 |
| Katanning | 1,390 | 11,319 | 5 | ... | 105 | 44,868 | 310 | 60 | 11,500 | 50 |
| Kat | 533 | 7,050 | 2 | 2 | 72 | 23,860 | 4 | 4 | 430 | 59 |
| Kojonup | 2,225 | 10,184 | 149 | 10 | 324 | 62,347 | 589 | 125 | 24,000 | 508 |
| Broomelli | 1,216 | 4,579 | 158 | 16 | 213 | 31,791 | 18 | 18 | 424 | 22 |
| Tambellup | 2,019 | 4,521 | 7 | 7 | 60 | 33,585 | ... | ... | ... | ... |
| Gnowangerup | 2,837 | 8,258 | 109 | 11 | 203 | 30,280 | ... | ... | ... | ... |
| <i>Total, No. 2 Subdivision</i> | 59,739 | 247,931 | 1,610 | 536 | 6,097 | 1,198,605 | 2,849 | 244 | 412,034 | 7,719 |
| <i>Total, South-Western</i> | 142,152 | 598,109 | 15,938 | 1,252 | 9,837 | 4,157,688 | 6,441 | 806 | 679,328 | 11,999 |
| EASTERN GOLDFIELDS DIVISION— | | | | | | | | | | |
| Phillips River | 179 | 1,254 | 16 | ... | 22 | 6,682 | ... | ... | 1,800 | ... |
| Esperance | 1,500 | 3,967 | 135 | 15 | 182 | 19,617 | ... | ... | ... | ... |
| Dundas | 805 | 4,177 | 6 | 10 | 71 | 14,245 | ... | ... | ... | ... |
| Yilgarn | 1,672 | 9,677 | 146 | 2 | 829 | 47,601 | ... | ... | ... | ... |
| Coorgardie | 540 | 1,182 | 15 | ... | ... | 7,411 | ... | ... | ... | ... |
| Kalgoorlie | 1,258 | 5,305 | 313 | 13 | ... | 36,955 | ... | ... | ... | ... |
| Menzies | 160 | 689 | 3 | ... | 7 | 3,866 | ... | ... | ... | ... |
| <i>Total, Eastern Goldfields</i> | 6,114 | 26,251 | 634 | 40 | 1,295 | 136,377 | 115 | ... | 1,800 | ... |
| NORTHERN GOLDFIELDS DIVISION— | | | | | | | | | | |
| Mount Margaret | 50 | 257 | 10 | ... | 8 | 1,280 | ... | ... | ... | ... |
| Wiluna | 7 | 407 | 40 | ... | 20 | 7,167 | ... | ... | ... | ... |
| Leonora | 182 | 1,331 | 20 | ... | 25 | 4,670 | ... | ... | ... | ... |
| Black Range | 132 | 541 | 2 | ... | ... | 6,895 | ... | ... | ... | ... |
| Yaloo | 136 | 1,028 | 56 | ... | 119 | 6,833 | ... | ... | ... | ... |
| Mount Magnet | 16 | 1,119 | 3 | 8 | 30 | 5,833 | ... | ... | ... | ... |
| Cue | 115 | 1,026 | 4 | ... | 38 | 5,020 | ... | ... | ... | ... |
| Meekatharra | 188 | 1,104 | 27 | 138 | 2 | 7,653 | ... | ... | ... | ... |
| <i>Total, Northern Goldfields</i> | 826 | 6,813 | 162 | 146 | 242 | 40,124 | ... | ... | ... | ... |

| | | | | | | | | | | |
|--------------------------------|---------|-----------|--------|-------|--------|--------|-----------|-------|--------|-----|
| NORTH-WESTERN DIVISION— | | | | | | | | | | |
| Murchison | 10 | 654 | 15 | ... | ... | 42 | 4,755 | ... | ... | ... |
| Shark Bay | 6 | 327 | 5 | ... | ... | 2 | 1,441 | ... | ... | ... |
| Gascoyne-Minilya | 645 | 2,074 | 289 | ... | ... | 43 | 16,512 | ... | ... | ... |
| Upper Gascoyne | 11 | 791 | 80 | ... | ... | 21 | 3,479 | ... | ... | ... |
| Ashburton | 11 | 281 | 53 | ... | ... | ... | 1,080 | ... | ... | ... |
| Tableland | 20 | 124 | 32 | ... | ... | 2 | 517 | ... | ... | ... |
| Rosebourne | 115 | 443 | 20 | ... | ... | 10 | 2,413 | ... | ... | ... |
| Total, North-Western | 830 | 4,694 | 494 | ... | ... | 120 | 30,197 | ... | ... | ... |
| NORTHERN DIVISION— | | | | | | | | | | |
| Nullagine | 136 | 251 | 80 | ... | ... | ... | 914 | ... | ... | ... |
| Port Hedland | 82 | 556 | 1 | ... | ... | 10 | 1,713 | ... | ... | ... |
| Marble Bar | 213 | 643 | 15 | ... | ... | ... | 2,837 | ... | ... | ... |
| Broome | 177 | 606 | 16 | ... | ... | 36 | 3,885 | ... | ... | ... |
| West Kimberley | 47 | 1,161 | 22 | ... | ... | ... | 4,337 | ... | ... | ... |
| Hall's Creek | 122 | 398 | 22 | ... | ... | ... | 986 | ... | ... | ... |
| Wyndham | 30 | 479 | 5 | ... | ... | ... | 1,445 | ... | ... | ... |
| Total, Northern | 807 | 4,094 | 161 | ... | ... | 46 | 16,067 | ... | ... | ... |
| GRAND TOTAL, W.A. | 241,304 | 1,015,295 | 29,803 | 2,138 | 21,837 | 16,515 | 1,601,161 | 1,175 | 26,424 | |

(a) As supplied by the Occupiers of Holdings. † The number estimated in accordance with Resolution 37 of the 1932 Sydney Conference was 9,269,297 dozen.

IV.—LIVESTOCK AND WOOL CLIP.

No. 34.—Livestock in each Statistical District and Division on the 31st of December, 1936.

| Statistical Districts and Divisions. | Horses. | | | Cattle. | | | | | Sheep. | | Pigs. | | | |
|--|-----------------------------|------------------------------|---------------------|--------------------|--------------|--|---------------|---------------------|---------------------|------------|--------------------|---------------------|--------|--------|
| | Entires over two years old. | All other over one year old. | Under one year old. | Over one year old. | | | | | Under one year old. | Total. | Over one year old. | Under one year old. | Total. | |
| | | | | Dairy Cows. | | Heifers intended for milking within 3 mths of Calving. | Other Cattle. | Under one year old. | | | | | | Total. |
| | | | | In Milk. | Dry. | | | | | | | | | |
| METROPOLITAN DIVISION— | No. | No. | No. | No. | No. | No. | No. | No. | No. | No. | No. | No. | | |
| Perth | 46 | 1,306 | 61 | 1,938 | 587 | 310 | 212 | 3,098 | 8 | 1 | 9 | 1,305 | | |
| Bayswater | 2 | 114 | 3 | 115 | 18 | 67 | 15 | 160 | 8 | 7 | 7 | 32 | | |
| Bassendean | 2 | 39 | 5 | 112 | 13 | 9 | 17 | 160 | 476 | 104 | 580 | 125 | | |
| Swan (Part) | 28 | 288 | 13 | 440 | 124 | 31 | 124 | 825 | 128 | 41 | 169 | 1,735 | | |
| Belmont Park | ... | 366 | 14 | 399 | 99 | 14 | 80 | 678 | ... | ... | ... | ... | | |
| South Perth | ... | 79 | ... | 75 | 114 | 6 | 16 | 114 | ... | ... | ... | ... | | |
| Canning | ... | 3 | 117 | 734 | 176 | 84 | 85 | 1,088 | ... | ... | ... | 886 | | |
| Melville | ... | 4 | 94 | 209 | 41 | 2 | 16 | 289 | ... | ... | ... | 10 | | |
| Nedlands | ... | ... | ... | 118 | 35 | 24 | 133 | 316 | ... | ... | ... | 303 | | |
| Claremont (M.) | ... | ... | ... | 25 | 12 | ... | 2 | 46 | ... | ... | ... | ... | | |
| Peppermint Grove | ... | ... | ... | 1 | ... | ... | ... | 3 | ... | ... | ... | ... | | |
| Cottesloe (M.) | ... | ... | ... | 2 | ... | ... | ... | 3 | ... | ... | ... | ... | | |
| Buckland Hill | ... | ... | ... | 79 | ... | ... | ... | 109 | ... | ... | ... | ... | | |
| Buckland Hill | ... | ... | ... | 2 | ... | ... | ... | 7 | ... | ... | ... | ... | | |
| Fremantle (Part) | ... | ... | ... | 206 | ... | ... | ... | 8 | ... | ... | ... | ... | | |
| Total, Metropolitan | 80 | 2,812 | 133 | 4,249 | 1,132 | 142 | 740 | 6,058 | 646 | 153 | 799 | 4,419 | | |
| NORTHERN AGRICULTURAL DIVISION— | No. | No. | No. | No. | No. | No. | No. | No. | No. | No. | No. | No. | | |
| Northampton | 21 | 1,358 | 97 | 1,476 | 204 | 462 | 412 | 1,466 | 124,266 | 25,289 | 149,555 | 302 | | |
| Mullewa | 17 | 1,573 | 131 | 1,721 | 294 | 99 | 588 | 1,854 | 91,736 | 92,776 | 103,758 | 368 | | |
| Upper Chapman | 29 | 1,488 | 131 | 1,648 | 337 | 514 | 459 | 1,565 | 94,651 | 25,309 | 110,960 | 370 | | |
| Geraldton | 19 | 701 | 45 | 1,765 | 181 | 101 | 894 | 1,394 | 37,623 | 8,901 | 46,524 | 410 | | |
| Greenough | 12 | 772 | 89 | 873 | 100 | 27 | 1,440 | 2,075 | 10,719 | 107,623 | 118,342 | 303 | | |
| Irwin | ... | 290 | 57 | 356 | 64 | 64 | 241 | 1,038 | 16,904 | 2,410 | 19,314 | 98 | | |
| Mingenew | ... | 1,362 | 155 | 1,540 | 174 | 4 | 1,510 | 2,288 | 66,275 | 11,788 | 78,013 | 372 | | |
| Morawa | ... | 1,166 | 104 | 1,286 | 169 | 164 | 195 | 1,664 | 67,840 | 17,245 | 85,085 | 327 | | |
| Perenjori | ... | 23 | 1,750 | 170 | 1,943 | 170 | 410 | 237 | 1,064 | 80,268 | 17,077 | 97,345 | | |
| Three Springs | ... | 23 | 1,913 | 200 | 1,887 | 78 | 673 | 1,486 | 62,067 | 14,763 | 76,830 | 223 | | |
| Carnamah | ... | 24 | 1,722 | 153 | 1,887 | 278 | 477 | 1,265 | 86,382 | 26,177 | 112,559 | 403 | | |
| Darwallinu | ... | 22 | 2,840 | 259 | 3,123 | 285 | 478 | 1,507 | 114,975 | 26,143 | 141,118 | 682 | | |
| Dandaragan | ... | 20 | 116 | 792 | 65 | 98 | 3,644 | 29,597 | 5,315 | 34,912 | 179 | | | |
| Moora | ... | 46 | 2,165 | 259 | 2,470 | 497 | 940 | 2,450 | 141,970 | 35,347 | 177,317 | 801 | | |
| Wongan-Ballidu | ... | 21 | 2,376 | 197 | 2,376 | 399 | 392 | 1,413 | 60,408 | 20,553 | 80,961 | 1,051 | | |
| Victoria Plains | ... | 19 | 1,230 | 139 | 1,368 | 290 | 578 | 1,401 | 53,577 | 15,837 | 69,414 | 1,262 | | |
| Chignaling | ... | 12 | 607 | 67 | 686 | 292 | 199 | 1,116 | 47,763 | 2,998 | 50,761 | 142 | | |
| Clifton | ... | 5 | 497 | 60 | 542 | 352 | 337 | 1,116 | 18,614 | 3,515 | 22,129 | 79 | | |
| Wanneroo | ... | 8 | 95 | 10 | 122 | 133 | 163 | 797 | 12,062 | 98 | 1,156 | 280 | | |
| Swan (Part) | ... | 12 | 781 | 52 | 845 | 413 | 376 | 1,797 | 12,177 | 2,665 | 14,842 | 1,413 | | |
| Toodyay | ... | 17 | 1,032 | 113 | 1,162 | 398 | 506 | 1,656 | 53,789 | 14,367 | 68,156 | 1,054 | | |
| Geomalling | ... | 26 | 2,027 | 167 | 2,290 | 335 | 377 | 1,908 | 73,334 | 18,701 | 92,035 | 1,859 | | |

PART V.—LAND SETTLEMENT, AGRICULTURE, LIVE STOCK, AND
METEOROLOGICAL STATISTICS.

| Northern | | 28 | 2,111 | 188 | 2,277 | 802 | 783 | 72 | 643 | 531 | 2,881 | 56,102 | 16,416 | 72,518 | 382 | 1,815 | 1,697 | |
|------------------------------|-------|-----|--------|-------|--------|--------|--------|-------|--------|--------|---------|-----------|---------|-----------|-------|--------|--------|--|
| Meckering | | 53 | 3,331 | 326 | 3,710 | 574 | 401 | 52 | 482 | 474 | 1,983 | 103,188 | 32,164 | 135,352 | 382 | 1,637 | 2,164 | |
| Kellerberrin | | 51 | 2,787 | 281 | 3,119 | 465 | 223 | 59 | 475 | 463 | 1,655 | 54,769 | 16,810 | 71,589 | 329 | 1,430 | 1,459 | |
| Merredin | | 49 | 3,163 | 305 | 3,517 | 681 | 286 | 16 | 566 | 547 | 2,092 | 50,276 | 15,530 | 65,806 | 385 | 1,167 | 1,552 | |
| Dowerin | | 36 | 2,018 | 202 | 2,256 | 319 | 228 | 16 | 267 | 343 | 1,173 | 64,024 | 18,065 | 82,089 | 204 | 710 | 914 | |
| Wyalkatchem | | 21 | 1,897 | 149 | 2,067 | 278 | 125 | 12 | 465 | 224 | 1,104 | 51,866 | 14,132 | 65,998 | 269 | 724 | 993 | |
| Koorda | | 9 | 991 | 66 | 1,066 | 92 | 88 | 4 | 145 | 78 | 407 | 18,743 | 24,934 | 23,038 | 79 | 160 | 239 | |
| Mount Marshall | | 19 | 1,639 | 124 | 1,762 | 342 | 129 | 20 | 261 | 280 | 1,092 | 32,189 | 9,971 | 43,110 | 238 | 501 | 739 | |
| Munbitun | | 13 | 1,553 | 131 | 1,697 | 222 | 104 | 3 | 155 | 158 | 642 | 15,014 | 3,815 | 18,829 | 146 | 486 | 632 | |
| Kununoppin-Trayning | | 27 | 1,670 | 175 | 1,872 | 304 | 127 | 14 | 303 | 250 | 908 | 33,244 | 9,444 | 43,688 | 196 | 596 | 792 | |
| Nungarin | | 16 | 1,121 | 237 | 1,228 | 254 | 57 | 1 | 322 | 851 | 14,774 | 4,468 | 19,242 | 141 | 368 | 509 | | |
| Westonia | | 21 | 1,218 | 124 | 1,363 | 167 | 117 | 48 | 237 | 180 | 749 | 14,009 | 2,811 | 16,820 | 102 | 383 | 485 | |
| Total, Northern Agricultural | | 754 | 51,082 | 4,872 | 56,708 | 10,702 | 6,691 | 892 | 22,706 | 11,995 | 52,986 | 1,864,298 | 460,121 | 2,824,389 | 6,416 | 18,382 | 24,798 | |
| SOUTH-WESTERN DIVISION— | | | | | | | | | | | | | | | | | | |
| No. 1 Subdivision: | | | | | | | | | | | | | | | | | | |
| Mandurang | | 4 | 324 | 10 | 338 | 467 | 108 | 27 | 179 | 172 | 953 | 1,163 | 382 | 1,545 | 39 | 141 | 180 | |
| Darling Range | | 5 | 178 | 21 | 204 | 400 | 124 | 11 | 143 | 87 | 765 | 2,306 | 93 | 2,399 | 77 | 171 | 248 | |
| Gosnells | | 2 | 171 | 10 | 183 | 581 | 160 | 16 | 888 | 58 | 888 | 600 | 70 | 670 | 19 | 140 | 189 | |
| Fremantle | | 21 | 2,450 | 37 | 2,576 | 722 | 196 | 105 | 259 | 108 | 1,369 | 20 | 308 | 328 | 217 | 607 | 824 | |
| Armadale-Kalamscott | | 2 | 450 | 87 | 489 | 1,710 | 439 | 105 | 721 | 370 | 3,354 | 2,067 | 267 | 2,864 | 89 | 106 | 195 | |
| Rockingham | | 3 | 224 | 23 | 250 | 1,383 | 411 | 144 | 422 | 416 | 2,776 | 283 | 40 | 323 | 57 | 108 | 165 | |
| Serpentine-Jarrhdale | | 2 | 441 | 21 | 464 | 1,835 | 544 | 29 | 1,452 | 639 | 4,499 | 2,742 | 11,825 | 102 | 464 | 566 | | |
| Murray | | 12 | 865 | 98 | 975 | 1,625 | 501 | 125 | 2,865 | 1,266 | 6,382 | 9,053 | 6,910 | 30,062 | 161 | 482 | 643 | |
| Drakesbrook | | 4 | 516 | 30 | 550 | 1,893 | 785 | 249 | 2,250 | 973 | 6,150 | 6,020 | 3,240 | 9,230 | 150 | 303 | 453 | |
| Harvey | | 19 | 1,188 | 114 | 1,321 | 6,751 | 1,257 | 496 | 7,236 | 2,990 | 18,729 | 24,220 | 6,401 | 30,621 | 554 | 1,702 | 2,256 | |
| Bunbury | | 1 | 266 | 23 | 290 | 1,483 | 134 | 45 | 529 | 582 | 2,773 | 1,226 | 537 | 1,763 | 243 | 286 | 329 | |
| Dardanup | | 8 | 616 | 96 | 720 | 3,774 | 655 | 384 | 3,669 | 1,937 | 10,419 | 9,839 | 2,469 | 12,308 | 501 | 661 | 1,162 | |
| Collie | | 3 | 352 | 18 | 373 | 495 | 285 | 19 | 228 | 227 | 1,254 | 2,465 | 346 | 2,745 | 157 | 68 | 225 | |
| Capel | | 4 | 497 | 98 | 599 | 4,354 | 534 | 236 | 3,301 | 2,291 | 10,716 | 3,362 | 808 | 2,745 | 309 | 649 | 958 | |
| Preston | | 9 | 772 | 55 | 836 | 2,643 | 41 | 8 | 1,688 | 938 | 5,318 | 31,230 | 8,808 | 40,038 | 210 | 1,005 | 1,213 | |
| Sussex | | 11 | 833 | 52 | 896 | 5,048 | 1,793 | 455 | 3,117 | 2,235 | 12,648 | 9,965 | 250 | 12,125 | 440 | 1,563 | 1,993 | |
| Balingup | | 2 | 260 | 24 | 286 | 1,554 | 119 | 18 | 1,933 | 933 | 5,557 | 7,364 | 1,790 | 9,154 | 186 | 725 | 911 | |
| Greenbushes | | 2 | 410 | 16 | 426 | 1,583 | 47 | 52 | 807 | 514 | 3,003 | 13,629 | 1,215 | 14,844 | 95 | 393 | 488 | |
| Upper Blackwood | | 18 | 1,066 | 87 | 1,166 | 1,479 | 175 | 21 | 893 | 890 | 3,398 | 121,932 | 24,700 | 146,632 | 104 | 216 | 320 | |
| Augusta-Margaret River | | 6 | 698 | 73 | 777 | 5,120 | 957 | 542 | 1,096 | 288 | 9,288 | 2,565 | 820 | 3,485 | 929 | 1,874 | 2,303 | |
| Nannup | | 7 | 362 | 30 | 399 | 1,494 | 771 | 111 | 1,899 | 1,573 | 3,288 | 2,565 | 1,215 | 3,485 | 166 | 377 | 543 | |
| Bridgetown | | 15 | 979 | 54 | 1,048 | 3,222 | 220 | 82 | 2,953 | 1,188 | 5,463 | 41,984 | 5,991 | 47,975 | 447 | 466 | 913 | |
| Manjimup | | 11 | 1,608 | 64 | 1,683 | 7,785 | 1,224 | 1,265 | 3,733 | 2,828 | 16,895 | 12,577 | 3,599 | 16,176 | 683 | 2,426 | 3,109 | |
| Cranbrook | | 7 | 691 | 72 | 770 | 485 | 320 | 1 | 396 | 280 | 1,517 | 90,375 | 14,325 | 104,700 | 42 | 136 | 178 | |
| Plantagenet | | 14 | 1,116 | 92 | 1,222 | 1,272 | 464 | 118 | 1,161 | 828 | 3,844 | 77,932 | 14,314 | 92,246 | 106 | 351 | 530 | |
| Denmark | | 7 | 309 | 17 | 323 | 2,021 | 415 | 235 | 574 | 558 | 3,802 | 160 | 24 | 184 | 379 | 787 | 1,083 | |
| Albany | | 12 | 755 | 57 | 854 | 1,307 | 571 | 81 | 981 | 649 | 3,589 | 15,859 | 3,046 | 19,505 | 258 | 518 | 776 | |
| Total, No. 1 Subdivision | | 206 | 16,573 | 1,311 | 18,090 | 63,495 | 13,250 | 4,994 | 44,557 | 27,224 | 153,520 | 501,696 | 103,770 | 605,466 | 6,720 | 16,215 | 22,935 | |
| No. 2 Subdivision: | | | | | | | | | | | | | | | | | | |
| York | | 57 | 2,362 | 194 | 2,613 | 537 | 291 | 32 | 333 | 370 | 1,563 | 100,337 | 25,110 | 125,447 | 473 | 1,121 | 1,594 | |
| Quadrading | | 39 | 2,294 | 189 | 2,522 | 395 | 146 | 32 | 192 | 257 | 1,022 | 91,983 | 30,061 | 122,044 | 259 | 1,322 | 1,781 | |
| Bruce Rock | | 68 | 3,854 | 398 | 4,200 | 542 | 259 | 35 | 404 | 405 | 1,645 | 29,899 | 29,899 | 122,933 | 404 | 1,089 | 1,433 | |
| Narembreen | | 57 | 2,300 | 262 | 2,615 | 414 | 113 | 17 | 282 | 353 | 1,179 | 40,411 | 14,275 | 54,686 | 315 | 1,035 | 1,360 | |
| Waverley | | 8 | 506 | 41 | 555 | 185 | 106 | 9 | 93 | 73 | 466 | 37,083 | 9,487 | 47,569 | 108 | 281 | 389 | |
| Beverley | | 84 | 1,832 | 178 | 2,044 | 402 | 208 | 26 | 321 | 317 | 1,274 | 124,640 | 36,757 | 161,399 | 234 | 765 | 999 | |

PART V.—LAND SETTLEMENT, AGRICULTURE, LIVE STOCK, AND METEOROLOGICAL STATISTICS.

No. 34.—Livestock in each Statistical District and Division on the 31st of December, 1938—continued.

| Statistical Districts and Divisions. | Horses. | | | | Cattle. | | | | Sheep. | | | Pigs. | | |
|--------------------------------------|-----------------------------|------------------------------|---------------------|--------|--------------------|--------|---|---------------------|--------|--------------------|---------------------|-----------|--------------------|---------------------|
| | Entries over two years old. | All other over one year old. | Under one year old. | Total. | Over one year old. | | Heifers intended for milking, within 3 mths of Calving. | Under one year old. | Total. | Over one year old. | Under one year old. | Total. | Over one year old. | Under one year old. |
| | | | | | Dairy Cows. | | | | | | | | | |
| | | | | | In Milk. | Dry. | | | | | | | | |
| No. | No. | No. | No. | No. | No. | No. | No. | No. | No. | No. | No. | No. | No. | No. |
| S. W. DIVISION—continued. | | | | | | | | | | | | | | |
| No. 2 Subdivision—continued. | | | | | | | | | | | | | | |
| Brookton | 22 | 1,287 | 100 | 1,415 | 293 | 90 | 22 | 117 | 190 | 712 | 21,856 | 97,142 | 77 | 281 |
| Phangley | 10 | 1,143 | 83 | 1,236 | 311 | 107 | 8 | 178 | 136 | 740 | 16,729 | 75,041 | 129 | 326 |
| Korrin | 27 | 2,731 | 174 | 2,932 | 503 | 203 | 26 | 243 | 331 | 1,806 | 27,026 | 114,368 | 165 | 694 |
| Kondinin | 33 | 1,637 | 201 | 1,871 | 316 | 116 | 18 | 209 | 306 | 965 | 41,869 | 57,184 | 325 | 986 |
| Cuballing | 10 | 888 | 41 | 939 | 357 | 162 | 7 | 207 | 144 | 4,946 | 10,984 | 42,900 | 193 | 708 |
| Wickepin | 18 | 1,884 | 165 | 2,057 | 508 | 244 | 5 | 202 | 303 | 1,257 | 28,568 | 104,204 | 282 | 455 |
| Kullin | 32 | 1,728 | 187 | 1,947 | 405 | 222 | 37 | 120 | 319 | 1,103 | 67,314 | 20,144 | 463 | 1,239 |
| Marradong | 7 | 301 | 28 | 336 | 107 | 44 | | 88 | 68 | 307 | 19,247 | 23,449 | 28 | 80 |
| Narriago | 14 | 920 | 77 | 1,011 | 315 | 159 | 25 | 322 | 192 | 1,013 | 89,018 | 109,018 | 66 | 306 |
| Narrogin | 16 | 1,603 | 90 | 1,709 | 602 | 384 | 23 | 381 | 805 | 1,695 | 24,886 | 115,675 | 160 | 749 |
| West Arthur | 30 | 713 | 53 | 786 | 416 | 165 | 47 | 378 | 298 | 1,804 | 18,974 | 118,000 | 101 | 293 |
| Wagin | 31 | 1,857 | 160 | 2,038 | 605 | 179 | 50 | 397 | 332 | 1,563 | 99,096 | 149,062 | 151 | 415 |
| Dumbleyung | 29 | 2,495 | 333 | 2,867 | 583 | 215 | 38 | 321 | 390 | 1,504 | 118,459 | 130,464 | 314 | 519 |
| Lake Grace | 62 | 2,495 | 411 | 2,968 | 479 | 235 | 27 | 351 | 375 | 1,447 | 69,155 | 20,206 | 233 | 764 |
| Woodanilling | 12 | 961 | 105 | 1,078 | 284 | 81 | 27 | 118 | 174 | 684 | 51,340 | 63,674 | 54 | 177 |
| Katanning | 10 | 1,597 | 144 | 1,751 | 590 | 92 | 48 | 177 | 245 | 1,152 | 80,977 | 101,141 | 46 | 165 |
| Kent | 21 | 1,251 | 131 | 1,403 | 550 | 437 | 24 | 130 | 229 | 805 | 48,337 | 10,372 | 163 | 361 |
| Kojoonup | 18 | 1,599 | 144 | 1,761 | 755 | 333 | 652 | 459 | 2,336 | 172,291 | 35,573 | 207,864 | 85 | 260 |
| Broomehill | 9 | 878 | 56 | 943 | 235 | 169 | 12 | 242 | 107 | 765 | 78,299 | 16,987 | 37 | 384 |
| Tambellup | 4 | 786 | 28 | 768 | 240 | 151 | 8 | 120 | 111 | 630 | 18,669 | 90,707 | 5 | 47 |
| Gnowangerup | 59 | 1,787 | 152 | 1,988 | 505 | 258 | 52 | 282 | 305 | 1,402 | 116,338 | 30,072 | 130 | 237 |
| Total, No. 2 Subdivision | 727 | 43,645 | 4,071 | 48,443 | 11,229 | 4,981 | 688 | 6,734 | 7,084 | 30,716 | 2,157,769 | 2,721,826 | 5,000 | 15,289 |
| Total, South-Western ... | 933 | 60,218 | 5,382 | 66,533 | 74,724 | 18,231 | 5,682 | 51,291 | 34,308 | 184,236 | 2,659,465 | 667,827 | 11,720 | 31,504 |
| EASTERN— | | | | | | | | | | | | | | |
| No. 1 Subdivision— | | | | | | | | | | | | | | |
| Phillips River | 12 | 316 | 51 | 379 | 57 | 70 | 1 | 134 | 90 | 352 | 10,173 | 12,875 | 25 | 86 |
| Esperance | 36 | 1,473 | 154 | 1,668 | 183 | 186 | 50 | 1,663 | 663 | 2,745 | 27,161 | 34,452 | 104 | 290 |
| Dundas | 10 | 675 | 67 | 772 | 104 | 62 | 13 | 433 | 121 | 433 | 14,494 | 3,422 | 104 | 179 |
| Yilgarn | 29 | 1,805 | 189 | 1,973 | 427 | 241 | 7 | 1,028 | 655 | 2,356 | 15,683 | 20,384 | 295 | 796 |
| Cooolgardie | 1 | 150 | 2 | 153 | 47 | 39 | 4 | 846 | 66 | 1,002 | 8,310 | 8,310 | 27 | 49 |
| Kaalgardie | 7 | 670 | 34 | 711 | 514 | 217 | 29 | 4,013 | 438 | 5,211 | 23,791 | 25,462 | 305 | 498 |
| Menzies | 12 | 246 | 13 | 271 | 14 | 27 | | 1,363 | 220 | 1,624 | 56,249 | 63,285 | 29 | 58 |
| Total, Eastern Goldfields | 107 | 5,335 | 480 | 5,922 | 1,346 | 842 | 104 | 9,178 | 2,253 | 13,723 | 155,871 | 182,684 | 889 | 1,895 |
| NORTHERN— | | | | | | | | | | | | | | |
| No. 1 Subdivision— | | | | | | | | | | | | | | |
| Mount Margaret | 15 | 394 | 12 | 421 | 16 | 13 | 3 | 1,907 | 241 | 2,180 | 49,664 | 50,967 | 10 | 90 |
| Wiluna | 12 | 584 | 88 | 684 | 93 | 58 | 6 | 5,951 | 315 | 6,423 | 1,430 | 82,496 | | 108 |
| Leonora | 14 | 898 | 54 | 906 | 45 | 85 | 16 | 4,169 | 330 | 4,645 | 163,334 | 171,060 | | 190 |

| | | | | | | | | | | | | | | | |
|-----------------------------|-------|---------|--------|---------|--------|--------|---------|---------|---------|-----------|-----------|-----------|--------|--------|--------|
| Black Range | 9 | 287 | 26 | 322 | 10 | 8 | 986 | 60 | 1,074 | 59,242 | 250 | 59,492 | 24 | 40 | 78 |
| Yalgoo | 25 | 474 | 11 | 510 | 50 | 59 | 909 | 103 | 1,122 | 112,634 | 8,162 | 113,816 | 4 | 4 | 4 |
| Mount Magnet | 15 | 228 | 4 | 247 | 32 | 53 | 742 | 59 | 852 | 31,955 | 1,360 | 32,145 | 14 | 10 | 53 |
| Cue | 10 | 318 | 7 | 335 | 33 | 32 | 1,559 | 165 | 1,780 | 61,581 | 1,284 | 62,829 | 14 | 128 | 194 |
| Meekatharra | 15 | 1,501 | 75 | 1,591 | 31 | 54 | 17,796 | 1,408 | 19,289 | 110,709 | 1,284 | 112,083 | 66 | 128 | 194 |
| Total, Northern Gold-fields | 115 | 4,624 | 277 | 5,016 | 310 | 362 | 34,029 | 2,677 | 37,405 | 671,335 | 15,553 | 686,888 | 202 | 392 | 504 |
| NORTH-WESTERN DIVISION— | | | | | | | | | | | | | | | |
| Murchison | 5 | 635 | 12 | 652 | 27 | 27 | 4,636 | 198 | 4,898 | 140,117 | 417 | 140,584 | 14 | 46 | 60 |
| Shark Bay | 5 | 217 | 17 | 239 | 8 | 7 | 96 | 5 | 116 | 65,959 | 1,587 | 67,576 | 101 | 95 | 196 |
| Gascoyne-Minya | 29 | 1,242 | 31 | 1,302 | 120 | 182 | 566 | 170 | 1,068 | 437,757 | 19,920 | 477,677 | 7 | 10 | 17 |
| Upper Gascoyne | 9 | 871 | 36 | 916 | 9 | 21 | 5,098 | 155 | 5,253 | 164,769 | 775 | 165,844 | 7 | 10 | 17 |
| Ashburton | 14 | 1,062 | 64 | 1,140 | 11 | 21 | 2,073 | 474 | 2,553 | 433,902 | 19,765 | 453,665 | 7 | 10 | 17 |
| Tableland | 8 | 402 | 17 | 427 | 3 | 2 | 622 | 15 | 642 | 103,426 | 1,529 | 104,955 | 3 | 15 | 18 |
| Roebourne | 14 | 471 | 72 | 557 | 33 | 76 | 1,113 | 60 | 1,283 | 219,184 | 8,000 | 227,184 | 3 | 15 | 18 |
| Total, North-Western | 84 | 4,900 | 249 | 5,233 | 211 | 336 | 14,204 | 1,092 | 15,878 | 1,585,144 | 51,991 | 1,637,135 | 125 | 166 | 291 |
| NORTHERN DIVISION— | | | | | | | | | | | | | | | |
| Nullagine | 15 | 1,345 | 228 | 1,588 | 3 | 24 | 25,752 | 1,276 | 27,091 | 122,518 | 1,000 | 123,518 | 3 | 8 | 8 |
| Port Hedland | 13 | 564 | 27 | 604 | 23 | 55 | 560 | 209 | 847 | 175,059 | 14,785 | 189,844 | 3 | 3 | 3 |
| Marble Bar | 19 | 690 | 30 | 739 | 12 | 7 | 1,782 | 320 | 2,124 | 222,118 | 17,660 | 239,798 | 28 | 102 | 130 |
| Broome | 14 | 1,106 | 167 | 1,287 | 23 | 53 | 40,568 | 10,306 | 50,955 | 46,600 | 6,369 | 52,950 | 46 | 68 | 114 |
| West Kimberley | 19 | 1,673 | 137 | 1,829 | 4 | 19 | 137,040 | 20,767 | 157,830 | 194,828 | 44,828 | 230,478 | 14 | 1 | 16 |
| Hall's Creek | 51 | 4,919 | 619 | 5,589 | 5 | 24 | 137,638 | 26,513 | 164,175 | 2,947 | 216 | 3,163 | 14 | 1 | 16 |
| Wyndham | 14 | 997 | 84 | 1,095 | 5 | 17 | 65,780 | 12,528 | 78,330 | 73 | 15 | 88 | 36 | 40 | 76 |
| Total Northern | 145 | 11,294 | 1,292 | 12,731 | 70 | 199 | 408,120 | 71,919 | 491,322 | 763,965 | 84,883 | 848,848 | 127 | 214 | 341 |
| GRAND TOTAL, W.A. | 2,227 | 140,265 | 12,685 | 155,177 | 91,612 | 27,793 | 541,268 | 124,939 | 792,508 | 7,700,694 | 1,306,841 | 9,007,535 | 20,306 | 56,145 | 76,451 |

No. 35.—Live Stock—Number on

| Live Stock. | | | | | 1927. | 1928. | 1929. |
|-------------|-----|------------------|--------------------|-----|-----------|-----------|-----------|
| | | | | | No. | No. | No. |
| Horses | { | Over 1 year old | ... | ... | 156,241 | 153,047 | 150,929 |
| | | Under 1 year old | ... | ... | 8,780 | 7,829 | 8,599 |
| | | Total | ... | ... | 165,021 | 160,876 | 159,528 |
| Cattle | { | Over 1 year old | { Dairy Cows(a)... | ... | 70,880 | 69,047 | 74,223 |
| | | | { Other Cattle | ... | 609,129 | 610,003 | 607,961 |
| | | Under 1 year old | ... | ... | 166,726 | 158,477 | 154,462 |
| | | Total | ... | ... | 846,735 | 837,527 | 836,646 |
| Sheep | { | Over 1 year old | ... | ... | 6,370,611 | 6,850,958 | 7,371,624 |
| | | Under 1 year old | ... | ... | 2,076,869 | 2,092,044 | 2,185,199 |
| | | Total | ... | ... | 8,447,480 | 8,943,002 | 9,556,823 |
| Pigs | { | Over 1 year old | ... | ... | 16,504 | 13,320 | 18,168 |
| | | Under 1 year old | ... | ... | 43,306 | 35,923 | 46,354 |
| | | Total | ... | ... | 59,810 | 49,243 | 64,522 |
| Camels | ... | ... | ... | ... | 4,936 | 4,119 | 3,446 |
| Mules | ... | ... | ... | ... | 1,736 | 1,709 | 1,504 |
| Donkeys | ... | ... | ... | ... | 8,598 | 7,851 | 7,748 |
| Goats | { | Angora | ... | ... | 1,539 | 1,860 | 1,228 |
| | | Other | ... | ... | 20,259 | 17,902 | 16,572 |
| | | Total | ... | ... | 21,798 | 19,762 | 17,800 |

(a) In Milk and Dry, including heifers intended for milking, within 3 months of calving, in 1933, 5,603; in 1934, 6001; in 1935, 6,142; and in 1936, 6,896.

(b) Including 8,401,985

the 31st December, 1927 to 1936.

| 1930. | 1931. | 1932. | 1933. | 1934. | 1935. | 1936. |
|-----------|------------|------------|------------|------------|------------|--------------|
| No. | No. | No. | No. | No. | No. | No. |
| 148,483 | 147,595 | 146,602 | 147,105 | 147,987 | 146,166 | 142,492 |
| 8,490 | 8,894 | 10,841 | 12,541 | 13,649 | 14,015 | 12,685 |
| 156,973 | 156,489 | 157,443 | 159,646 | 161,636 | 160,181 | 155,177 |
| 85,725 | 99,287 | 114,022 | 121,818 | 120,875 | 130,132 | 126,301 |
| 583,048 | 563,601 | 567,245 | 586,376 | 605,534 | 589,982 | 541,268 |
| 144,071 | 163,644 | 176,206 | 177,475 | 176,531 | 162,647 | 124,939 |
| 812,844 | 826,532 | 857,473 | 885,669 | 911,940 | 882,761 | 792,508 |
| 7,646,885 | 7,993,010 | 8,187,652 | 8,363,373 | 8,705,750 | 8,877,910 | 7,700,694 |
| 2,235,876 | 2,105,094 | 2,229,379 | 1,958,977 | 2,491,406 | 2,205,062 | 1,306,841 |
| 9,882,761 | 10,098,104 | 10,417,031 | 10,322,350 | 11,197,156 | 11,082,972 | (b)9,007,535 |
| 24,905 | 30,074 | 29,162 | 24,102 | 26,433 | 24,549 | 20,306 |
| 75,759 | 90,447 | 88,367 | 67,111 | 71,564 | 73,477 | 56,145 |
| 100,664 | 120,521 | 117,529 | 91,213 | 97,997 | 98,026 | 76,451 |
| 3,623 | 2,880 | 2,718 | 2,456 | 2,360 | 2,182 | 1,935 |
| 1,635 | 1,652 | 1,321 | 1,555 | 1,583 | 1,531 | 1,178 |
| 7,889 | 8,064 | 6,851 | 8,164 | 7,700 | 7,978 | 7,575 |
| 982 | 456 | 887 | 573 | 692 | 663 | 896 |
| 18,345 | 18,372 | 17,236 | 19,158 | 17,915 | 17,988 | 11,363 |
| 19,327 | 18,828 | 18,123 | 19,731 | 18,607 | 18,651 | 12,259 |

1927, 4,006; in 1928, 3,957; in 1929, 4,130; in 1930, 4,887; in 1931, 5,573; in 1932, 6,227; in Merinos, 73,255 Other Pure Breeds, 312,203 Merino Comebacks, and 220,092 Other Breeds.

No. 36.—Live Stock, according to Sexes, on

| Year. | South-Western Portion (including Northern Agricultural, Metropolitan and South-Western Divisions). | | | | | | North and North-Western Portion and Northern | | |
|----------|--|--------------------------------------|-----------------------------|---------------------------------|----------------------------------|-------------------|--|--------------------------------------|-----------------------------|
| | HORSES. | | | | | | | | |
| | Entres over two years old. | Mares and Fillies over one year old. | Fillies under one year old. | Other Horses over one year old. | Other Horses under one year old. | Total all Horses. | Entres over two years old. | Mares and Fillies over one year old. | Fillies under one year old. |
| No. | No. | No. | No. | No. | No. | No. | No. | No. | No. |
| 1932 ... | 1,037 | 54,491 | 3,625 | 58,280 | 3,438 | 120,871 | 247 | 9,048 | 1,005 |
| 1933 ... | 1,314 | 55,500 | 4,555 | 58,149 | 4,237 | 123,755 | 231 | 9,014 | 1,000 |
| 1934 ... | 1,589 | 56,202 | 5,071 | 58,385 | 4,907 | 126,104 | 197 | 9,244 | 1,050 |
| 1935 ... | 1,831 | 56,104 | 5,545 | 57,930 | 5,084 | 126,494 | 268 | 9,166 | 1,103 |
| 1936 ... | 1,776 | 56,503 | 5,330 | 57,609 | 5,057 | 126,275 | 229 | 8,250 | 752 |

| Year. | CATTLE. | | | | | | | | |
|----------|----------------------|--|-----------------------------|---|---------------------------------|-------------------|----------------------|--|-----------------------------|
| | Stud and Herd Bulls. | Cows and Unspayed Heifers over one year old. | Helpers under one year old. | Other Male Cattle and Spayed Heifers over one year old. | Male Cattle under one year old. | Total all Cattle. | Stud and Herd Bulls. | Cows and Unspayed Heifers over one year old. | Helpers under one year old. |
| | No. | No. | No. | No. | No. | No. | No. | No. | No. |
| 1932 ... | 5,167 | 146,703 | 40,049 | 25,328 | 20,236 | 237,483 | 8,129 | 270,058 | 50,248 |
| 1933 ... | 5,421 | 161,057 | 42,992 | 30,402 | 21,190 | 261,062 | 7,837 | 276,308 | 50,101 |
| 1934 ... | 5,756 | 173,929 | 41,751 | 32,074 | 21,858 | 275,368 | 8,348 | 275,431 | 47,580 |
| 1935 ... | 5,569 | 170,303 | 38,331 | 29,990 | 18,508 | 262,701 | 8,157 | 273,666 | 46,352 |
| 1936 ... | 5,292 | 164,981 | 32,145 | 26,909 | 14,853 | 244,180 | 7,425 | 242,631 | 38,390 |

| Year. | PIGS. | | | | | | | | |
|----------|---|-----------------------|---------------------------|------------------------------------|-------------------------------------|-----------------|---|-----------------------|---------------------------|
| | Stud and other Boars used for Breeding. | Sows of Breeding age. | Sows not of Breeding age. | Other Male Pigs over one year old. | Other Male Pigs under one year old. | Total all Pigs. | Stud and other Boars used for Breeding. | Sows of Breeding age. | Sows not of Breeding age. |
| | No. | No. | No. | No. | No. | No. | No. | No. | No. |
| 1932 ... | 4,007 | 23,747 | 34,682 | 5,890 | 40,988 | 109,314 | 39 | 271 | 87 |
| 1933 ... | 3,340 | 17,186 | 27,070 | 5,316 | 31,432 | 84,344 | 30 | 264 | 122 |
| 1934 ... | 3,603 | 19,880 | 29,310 | 5,884 | 33,780 | 92,457 | 34 | 248 | 90 |
| 1935 ... | 3,520 | 18,879 | 29,927 | 4,804 | 35,311 | 92,441 | 35 | 247 | 174 |
| 1936 ... | 3,027 | 14,498 | 22,653 | 5,305 | 26,958 | 72,441 | 28 | 206 | 137 |

| Year. | SHEEP. | | | | | | | | |
|----------|----------------------|-------------------------|--------------------------|-------------------------------------|--------------------------------|------------------|----------------------|-------------------------|--------------------------|
| | Stud and Flock Rams. | Ewes over one year old. | Ewes under one year old. | Other Male Sheep over one year old. | Male Sheep under one year old. | Total all Sheep. | Stud and Flock Rams. | Ewes over one year old. | Ewes under one year old. |
| | No. | No. | No. | No. | No. | No. | No. | No. | No. |
| 1932 ... | 65,018 | 2,748,483 | 616,064 | 1,222,065 | 570,399 | 5,222,029 | 47,758 | 1,855,980 | 348,033 |
| 1933 ... | 61,912 | 2,732,625 | 549,910 | 1,244,922 | 509,256 | 5,098,625 | 47,639 | 1,869,801 | 327,088 |
| 1934 ... | 71,089 | 2,989,713 | 710,095 | 1,311,121 | 646,066 | 5,728,084 | 50,642 | 1,953,774 | 400,533 |
| 1935 ... | 80,718 | 3,085,751 | 684,224 | 1,416,418 | 616,697 | 5,883,808 | 47,581 | 1,927,562 | 321,239 |
| 1936 ... | 86,631 | 3,046,029 | 599,070 | 1,391,719 | 528,531 | 5,651,980 | 32,289 | 1,418,534 | 70,296 |

31st December in each Year from 1932 to 1936.

| tion (including North-West Divisions). | | | Central and Southern Portion (including Eastern and Northern Goldfields Divisions). | | | | | | Grand Total Western Australia. |
|--|----------------------------------|-------------------|---|--------------------------------------|-----------------------------|---------------------------------|----------------------------------|-------------------|--------------------------------|
| HORSES. | | | | | | | | | |
| Other Horses over one year old. | Other Horses under one year old. | Total all Horses. | Entires over two years old. | Mares and Fillies over one year old. | Fillies under one year old. | Other Horses over one year old. | Other Horses under one year old. | Total all Horses. | No. |
| No. | No. | No. | No. | No. | No. | No. | No. | No. | No. |
| 9,366 | 1,039 | 20,705 | 307 | 6,715 | 840 | 7,111 | 894 | 15,867 | 157,443 |
| 9,029 | 1,030 | 20,304 | 217 | 6,599 | 856 | 7,052 | 863 | 15,587 | 159,646 |
| 9,283 | 957 | 20,731 | 296 | 6,112 | 873 | 6,729 | 791 | 14,801 | 161,636 |
| 8,819 | 991 | 20,347 | 251 | 5,660 | 682 | 6,137 | 610 | 13,340 | 160,181 |
| 7,944 | 789 | 17,964 | 222 | 4,744 | 371 | 5,215 | 386 | 10,938 | 155,177 |

| CATTLE. | | | | | | | | | |
|---|---------------------------------|-------------------|----------------------|--|-----------------------------|---|---------------------------------|-------------------|--------------------------------|
| Other Male Cattle and Speyed Heifers over one year old. | Male Cattle under one year old. | Total all Cattle. | Stud and Herd Bulls. | Cows and Unspeyed Heifers over one year old. | Heifers under one year old. | Other Male Cattle and Speyed Heifers over one year old. | Male Cattle under one year old. | Total all Cattle. | Grand Total Western Australia. |
| No. | No. | No. | No. | No. | No. | No. | No. | No. | No. |
| 175,206 | 51,189 | 554,830 | 901 | 31,700 | 7,454 | 18,075 | 7,030 | 65,160 | 857,473 |
| 170,929 | 49,743 | 554,918 | 933 | 34,138 | 6,890 | 21,169 | 6,559 | 69,689 | 885,669 |
| 183,055 | 49,904 | 564,318 | 922 | 33,969 | 7,754 | 21,925 | 7,684 | 72,254 | 911,940 |
| 174,873 | 46,384 | 549,432 | 798 | 32,488 | 6,365 | 24,270 | 6,707 | 70,628 | 882,761 |
| 174,133 | 34,621 | 497,200 | 603 | 24,569 | 2,810 | 21,026 | 2,120 | 51,128 | 792,508 |

| Pigs. | | | | | | | | | |
|------------------------------------|-------------------------------------|-----------------|---|-----------------------|---------------------------|------------------------------------|-------------------------------------|-----------------|--------------------------------|
| Other Male Pigs over one year old. | Other Male Pigs under one year old. | Total all Pigs. | Stud and other Boars used for Breeding. | Sows of Breeding age. | Sows not of Breeding age. | Other Male Pigs over one year old. | Other Male Pigs under one year old. | Total all Pigs. | Grand Total Western Australia. |
| No. | No. | No. | No. | No. | No. | No. | No. | No. | No. |
| 165 | 204 | 769 | 292 | 1,666 | 2,635 | 465 | 2,388 | 7,446 | 117,529 |
| 137 | 206 | 769 | 250 | 1,914 | 1,514 | 638 | 1,784 | 6,100 | 91,213 |
| 96 | 145 | 613 | 233 | 1,825 | 989 | 449 | 1,631 | 4,927 | 97,997 |
| 118 | 124 | 698 | 189 | 1,367 | 1,263 | 581 | 1,487 | 4,887 | 98,026 |
| 96 | 165 | 632 | 129 | 928 | 736 | 404 | 1,181 | 3,378 | 76,451 |

| SHEEP. | | | | | | | | | |
|-------------------------------------|--------------------------------|------------------|----------------------|-------------------------|--------------------------|-------------------------------------|--------------------------------|------------------|--------------------------------|
| Other Male Sheep over one year old. | Male Sheep under one year old. | Total all Sheep. | Stud and Flock Rams. | Ewes over one year old. | Ewes under one year old. | Other Male Sheep over one year old. | Male Sheep under one year old. | Total all Sheep. | Grand Total Western Australia. |
| No. | No. | No. | No. | No. | No. | No. | No. | No. | No. |
| 1,020,617 | 346,433 | 3,618,821 | 21,636 | 773,737 | 171,124 | 433,358 | 177,326 | 1,576,181 | 10,417,031 |
| 1,078,837 | 327,790 | 3,651,155 | 21,702 | 815,103 | 124,108 | 490,832 | 120,825 | 1,572,570 | 10,322,350 |
| 1,064,051 | 402,180 | 3,871,180 | 21,716 | 790,162 | 166,762 | 453,482 | 165,770 | 1,597,892 | 11,197,156 |
| 1,134,176 | 323,736 | 3,754,294 | 18,579 | 723,352 | 134,670 | 443,773 | 124,496 | 1,444,870 | 11,082,972 |
| 893,286 | 66,578 | 2,485,983 | 11,375 | 507,920 | 21,684 | 307,911 | 20,682 | 869,572 | 9,007,535 |

No. 37 —Loss of Stock Reported, Live Stock Slaughtered, and Calving, and Lambing
during 1936 in each Statistical Division.

| Particulars. | Metro- politan. | Northern Agricul- tural. | South- Western. | Eastern Gold- fields. | Northern Gold- fields. | North- Western. | Northern. | Total. |
|---|--------------------|--------------------------------|--------------------|-----------------------------|------------------------------|--------------------|-----------|-----------|
| <i>Loss of Live Stock—</i> | No. | No. | No. | No. | No. | No. | No. | No. |
| Horses | 27 | 3,905 | 3,579 | 465 | 1,658 | 1,434 | 1,564 | 12,632 |
| Cattle | 182 | 4,138 | 12,576 | 2,124 | 16,807 | 21,404 | 85,946 | 143,177 |
| Sheep | 9 | 299,217 | 266,493 | 36,495 | 522,031 | 948,342 | 167,658 | 2,240,245 |
| Pigs | 6 | 1,407 | 1,914 | 110 | 3 | 37 | 57 | 3,534 |
| Camels | | 7 | | 19 | 38 | 86 | 7 | 157 |
| <i>Live Stock slaughtered for consumption—</i> | | | | | | | | |
| Cattle | 28,163 | 6,754 | 41,218 | 9,155 | 2,021 | 690 | 34,941 | 122,942 |
| Sheep | 317,015 | 155,262 | 491,340 | 64,358 | 26,180 | 34,806 | 15,999 | 1,104,960 |
| Pigs | 54,312 | 6,053 | 58,647 | 9,832 | 397 | 226 | 180 | 129,647 |
| <i>Live Stock slaughtered for boiling down—</i> | | | | | | | | |
| Sheep | | 476 | 518 | 3 | | 90 | 60 | 1,147 |
| Cattle | | 24 | 1,194 | 54 | | | | 1,272 |
| Pigs | 20 | 4 | 41 | 18 | | | 24 | 107 |
| <i>Calving, and Lambing—</i> | | | | | | | | |
| Calves dropped ... | 3,082 | 14,324 | 74,428 | 2,433 | 2,546 | 533 | 81,193 | 178,539 |
| Calves branded ... | 336 | 7,662 | 21,220 | 1,402 | 767 | 244 | 80,360 | 111,991 |
| Ewes put to Ram ... | | 1,189,132 | 1,315,387 | 66,103 | 123,460 | 132,351 | 247,013 | 3,073,446 |
| Lambs marked ... | | 582,815 | 766,042 | 21,917 | 8,755 | 20,724 | 60,018 | 1,460,271 |

No. 38.—Lambing and Calving, 1927 to 1936.

| Year. | Sheep. | | Percentage of Lambs marked to Ewes put to Ram. | Cattle. | |
|-------------|---------------------|------------------|--|--------------------|--------------------|
| | Ewes put to Ram. | Lambs Marked. | | Calves Dropped. | Calves Branded. |
| 1927 | No. 3,458,627 | No. 2,183,895 | % 63 | No. 190,922 | No. 163,176 |
| 1931 | 4,024,647 | 2,300,621 | 57 | 197,427 | 148,963 |
| 1932 | 4,156,954 | 2,381,029 | 56 | 208,780 | 155,247 |
| 1933 | 4,103,692 | 2,080,072 | 50 | 217,758 | 159,559 |
| 1934 | 4,382,865 | 2,660,735 | 61 | 268,721 | 185,901 |
| 1935 | 4,336,228 | 2,349,830 | 54 | 213,137 | 146,588 |
| 1936 | 3,073,446 | 1,460,271 | 48 | 178,539 | 111,991 |

No. 39.—Number of Live Stock slaughtered for Consumption and other purposes, and reported
Loss of Live Stock from various causes, 1927 to 1936.

| Year. | Live Stock slaughtered for consumption. | | | For Boiling down. | | | Loss of Live Stock Reported. | | | | |
|-------------|--|----------------|---------------|-------------------|-----------|-----------|------------------------------|---------------|----------------|--------------|------------|
| | Cattle. | Sheep. | Pigs | Cattle. | Sheep. | Pigs. | Horses. | Cattle. | Sheep. | Pigs. | Camels. |
| 1927 | No. 101,034 | No. 784,256 | No. 65,947 | No. 112 | No. 93 | No. 19 | No. 6,912 | No. 63,878 | No. 462,239 | No. 3,415 | No. 294 |
| 1930 | 94,638 | 994,755 | 79,178 | 383 | 58 | 29 | 7,518 | 87,607 | 675,748 | 3,911 | 177 |
| 1931 | 91,495 | 1,037,472 | 96,303 | 253 | 1,200 | 241 | 8,317 | 32,759 | 748,433 | 5,628 | 196 |
| 1932 | 91,354 | 1,043,591 | 126,470 | 105 | 802 | 95 | 8,669 | 71,240 | 780,904 | 5,886 | 94 |
| 1933 | 98,803 | 1,091,139 | 127,042 | 414 | 1,053 | 110 | 9,112 | 79,975 | 859,950 | 4,224 | 95 |
| 1934 | 109,776 | 1,079,021 | 145,263 | 495 | 348 | 56 | 8,164 | 68,156 | 830,030 | 4,275 | 86 |
| 1935 | 119,390 | 1,160,169 | 121,844 | 494 | 733 | 51 | 10,145 | 79,295 | 1,018,683 | 4,972 | 157 |
| 1936 | 122,942 | 1,104,960 | 129,647 | 1,147 | 1,272 | 107 | 12,632 | 143,177 | 2,240,245 | 3,534 | 157 |

No. 40.—Sheep Shorn and Wool Clip, Seasons 1927 to 1936 ; also Wool Exported on Skins.

| Season. | Sheep Shorn. | | | Wool Clip. | | Wool Exported on Skins. |
|-------------|------------------|------------------|------------------|-------------------------|----------------------------------|----------------------------|
| | Sheep. | Lambs. | Total. | Shorn in the Grease. | Average weight per Fleece. | |
| 1927 | No. 6,520,671 | No. 1,860,722 | No. 8,381,393 | lbs. 62,702,013 | lbs. 7.5 | lbs. 4,847,721 |
| 1928 | 7,129,409 | 1,908,375 | 9,037,784 | 58,865,734 | 6.5 | 5,025,250 |
| 1929 | 7,653,583 | 1,862,647 | 9,516,230 | 67,150,720 | 7.1 | 5,411,874 |
| 1930 | 8,049,527 | 1,934,939 | 9,984,466 | 71,541,886 | 7.2 | 5,409,615 |
| 1931 | 8,423,101 | 1,768,693 | 10,191,794 | 71,614,145 | 7.0 | 6,371,596 |
| 1932 | 8,546,651 | 2,009,435 | 10,556,086 | 75,147,012 | 7.1 | 6,160,820 |
| 1933 | 8,797,044 | 1,653,272 | 10,450,316 | 78,424,200 | 7.5 | 6,694,608 |
| 1934 | 9,014,637 | 2,230,128 | 11,244,765 | 89,991,653 | 8.0 | 5,844,503 |
| 1935 | 9,411,224 | 2,443,302 | 11,854,526 | 85,706,700 | 7.5 | 6,751,973 |
| 1936 | 8,162,104 | 1,223,711 | 9,385,815 | 63,537,200 | 6.8 | 6,398,010 |

No. 41.—Number and Value of Imports and Exports of Live Stock, 1927-28 to 1936-37.

| Year. | Horses. | | Cattle | | Sheep. | | Pigs. | | Total Value. £ | |
|-----------------|---------|-------------|--------|-------------|--------|-------------|-------|------------|-------------------|--|
| | No. | Value. £ | No. | Value. £ | No. | Value. £ | No. | Value £ | | |
| IMPORTS. | | | | | | | | | | |
| 1927-28 | 2,567 | 81,637 | 11,030 | 46,724 | 63,362 | 132,789 | ... | ... | 261,150 | |
| 1932-33 | 1,862 | 82,195 | 14,084 | 64,154 | 10,503 | 39,728 | 24 | 279 | 186,356 | |
| 1933-34 | 1,078 | 52,041 | 16,702 | 62,700 | 16,093 | 64,602 | 14 | 101 | 179,444 | |
| 1934-35 | 1,114 | 61,940 | 14,617 | 52,688 | 10,929 | 51,257 | 29 | 371 | 166,256 | |
| 1935-36 | 568 | 39,690 | 16,601 | 81,688 | 6,656 | 35,540 | 6 | 194 | 157,112 | |
| 1936-37 | 487 | 39,139 | 16,309 | 89,950 | 17,358 | 68,329 | 1 | 10 | 197,428 | |
| EXPORTS. | | | | | | | | | | |
| 1927-28 | 14 | 4,070 | 9,263 | 34,917 | 33,813 | 29,202 | ... | ... | 68,189 | |
| 1932-33 | 33 | 6,133 | 47 | 680 | 51,532 | 18,102 | ... | ... | 24,915 | |
| 1933-34 | 78 | 9,591 | 3 | 35 | 39,077 | 13,463 | 2 | 6 | 23,095 | |
| 1934-35 | 54 | 6,523 | 42 | 466 | 52,145 | 23,073 | ... | ... | 30,062 | |
| 1935-36 | 32 | 8,200 | 34 | 501 | 55,732 | 23,711 | 19 | 131 | 32,543 | |
| 1936-37 | 65 | 16,937 | 31 | 667 | 44,761 | 28,309 | 6 | 43 | 45,956 | |

No. 42.—Classification of Sheep Flocks according to the Number contained therein, and Acreage of Holdings on which depastured on 31st December, 1936.

| Size of Flocks. | FLOCKS AND SHEEP ARRANGED IN ACREAGE SERIES. | | | | | | | | | | | Total. |
|---------------------------|--|-----------------------|------------------------|--------------------------|----------------------------|----------------------------|-----------------------------|------------------------------|------------------------------|-------------------------------|---------------------------|-----------|
| | 1 & under 50 acres. | 50 & under 100 acres. | 100 & under 500 acres. | 500 & under 1,000 acres. | 1,000 & under 2,000 acres. | 2,000 & under 5,000 acres. | 5,000 & under 10,000 acres. | 10,000 & under 20,000 acres. | 20,000 & under 50,000 acres. | 50,000 & under 100,000 acres. | 100,000 acres and up'wds. | |
| 1 and under 50— | No. 61 | No. 23 | No. 128 | No. 63 | No. 76 | No. 42 | No. 5 | No. 2 | No. | No. 1 | No. | No. 401 |
| Flocks ... | 61 | 23 | 128 | 63 | 76 | 42 | 5 | 2 | ... | 1 | ... | 401 |
| Sheep ... | 1,063 | 615 | 3,276 | 1,547 | 1,898 | 1,054 | 146 | 51 | ... | 30 | ... | 9,680 |
| 50 and under 100— | | | | | | | | | | | | |
| Flocks ... | 12 | 15 | 141 | 98 | 87 | 44 | 1 | ... | ... | 1 | 4 | 403 |
| Sheep ... | 775 | 1,043 | 10,136 | 7,182 | 6,188 | 3,131 | 86 | ... | ... | 73 | 327 | 28,941 |
| 100 and under 250— | | | | | | | | | | | | |
| Flocks ... | 6 | 11 | 234 | 442 | 606 | 188 | 13 | 1 | 2 | 1 | 2 | 1,506 |
| Sheep ... | 803 | 1,601 | 36,699 | 77,539 | 109,453 | 34,283 | 2,237 | 243 | 305 | 103 | 337 | 263,603 |
| 250 and under 500— | | | | | | | | | | | | |
| Flocks ... | 2 | 2 | 96 | 633 | 1,402 | 592 | 38 | 5 | 3 | 2 | 2 | 2,777 |
| Sheep ... | 628 | 542 | 32,311 | 221,026 | 512,778 | 225,050 | 13,714 | 1,595 | 1,105 | 830 | 784 | 1,010,363 |
| 500 and under 1,000— | | | | | | | | | | | | |
| Flocks ... | ... | ... | 29 | 190 | 1,128 | 1,238 | 116 | 9 | 4 | 7 | 14 | 2,735 |
| Sheep ... | ... | ... | 17,936 | 121,582 | 745,641 | 882,266 | 86,145 | 7,321 | 2,574 | 5,256 | 9,976 | 1,878,717 |
| 1,000 and under 2,000— | | | | | | | | | | | | |
| Flocks ... | ... | ... | 4 | 16 | 142 | 698 | 184 | 29 | 13 | 8 | 32 | 1,126 |
| Sheep ... | ... | ... | 4,349 | 19,754 | 174,397 | 912,868 | 268,504 | 43,267 | 19,157 | 10,348 | 45,579 | 1,498,223 |
| 2,000 and under 5,000— | | | | | | | | | | | | |
| Flocks ... | ... | ... | ... | 2 | 8 | 75 | 139 | 49 | 13 | 14 | 98 | 398 |
| Sheep ... | ... | ... | ... | 5,335 | 20,088 | 183,172 | 392,573 | 158,279 | 47,035 | 44,978 | 326,050 | 1,177,510 |
| 5,000 and under 10,000— | | | | | | | | | | | | |
| Flocks ... | ... | ... | ... | ... | ... | 3 | 3 | 12 | 5 | 4 | 97 | 124 |
| Sheep ... | ... | ... | ... | ... | ... | 22,384 | 15,697 | 74,299 | 31,087 | 30,651 | 692,324 | 866,442 |
| 10,000 and under 20,000— | | | | | | | | | | | | |
| Flocks ... | ... | ... | ... | ... | ... | ... | ... | ... | 2 | 1 | 78 | 81 |
| Sheep ... | ... | ... | ... | ... | ... | ... | ... | ... | 23,712 | 10,519 | 1,039,489 | 1,073,720 |
| 20,000 and under 50,000— | | | | | | | | | | | | |
| Flocks ... | ... | ... | ... | ... | ... | ... | ... | ... | ... | 1 | 29 | 30 |
| Sheep ... | ... | ... | ... | ... | ... | ... | ... | ... | ... | 41,242 | 834,724 | 875,966 |
| 50,000 and under 100,000— | | | | | | | | | | | | |
| Flocks ... | ... | ... | ... | ... | ... | ... | ... | ... | ... | ... | 5 | 5 |
| Sheep ... | ... | ... | ... | ... | ... | ... | ... | ... | ... | ... | 324,370 | 324,370 |
| Total— | | | | | | | | | | | | |
| Flocks ... | 81 | 51 | 632 | 1,444 | 3,449 | 2,880 | 499 | 107 | 42 | 40 | 361 | 9,586 |
| Sheep ... | 3,269 | 3,801 | 104,707 | 453,965 | 1,570,443 | 2,264,228 | 779,102 | 285,055 | 124,975 | 144,030 | 3,273,960 | 9,007,535 |

No. 43.— Sheep Shorn and Average Weight per Fleece of Wool Clip for the Season, in each Statistical District and Division, 1929 to 1936.

| Statistical Districts and Divisions. | 1929. | | 1930. | | 1931. | | 1932. | | 1933. | | 1934. | | 1935. | | 1936. | |
|--------------------------------------|--------------|--------------------------------------|--------------|--------------------------------------|--------------|--------------------------------------|--------------|--------------------------------------|--------------|--------------------------------------|--------------|--------------------------------------|--------------|--------------------------------------|--------------|--------------------------------------|
| | Sheep Shorn. | Wool Clip—Average Weight per Fleece. | Sheep Shorn. | Wool Clip—Average Weight per Fleece. | Sheep Shorn. | Wool Clip—Average Weight per Fleece. | Sheep Shorn. | Wool Clip—Average Weight per Fleece. | Sheep Shorn. | Wool Clip—Average Weight per Fleece. | Sheep Shorn. | Wool Clip—Average Weight per Fleece. | Sheep Shorn. | Wool Clip—Average Weight per Fleece. | Sheep Shorn. | Wool Clip—Average Weight per Fleece. |
| METROPOLITAN DIVISION | No. 1,408 | lbs. 5-9 | No. 1,199 | lbs. 6-3 | No. 329 | lbs. 9-3 | No. 65 | lbs. 10-2 | No. 193 | lbs. 3-4 | No. 55 | lbs. 6-8 | No. | lbs. | No. 65 | lbs. 11-9 |
| NORTHERN AGRICULTURAL DIVISION— | | | | | | | | | | | | | | | | |
| Northampton | 137,199 | 6-5 | 151,941 | 6-4 | 153,048 | 6-7 | 150,382 | 6-8 | 146,488 | 7-0 | 161,545 | 7-5 | 166,112 | 7-3 | 152,733 | 7-3 |
| Mullewa | 92,325 | 6-9 | 94,361 | 7-2 | 109,110 | 7-0 | 96,706 | 7-2 | 112,258 | 6-9 | 129,112 | 8-2 | 163,891 | 7-4 | 112,900 | 6-1 |
| Upper Chapman | 96,347 | 5-9 | 96,584 | 6-1 | 98,376 | 6-1 | 98,578 | 6-1 | 100,221 | 6-3 | 115,583 | 7-1 | 132,517 | 6-8 | 121,275 | 6-7 |
| Greenough | 47,206 | 6-7 | 47,935 | 7-2 | 50,951 | 7-5 | 47,310 | 7-4 | 45,869 | 7-2 | 43,530 | 7-8 | 45,445 | 8-0 | 49,280 | 7-7 |
| Irwin | 59,735 | 5-7 | 52,323 | 5-9 | 52,619 | 6-6 | 45,724 | 6-1 | 41,661 | 6-2 | 46,988 | 6-4 | 44,171 | 6-9 | 41,797 | 7-0 |
| Mingenew | 104,738 | 6-5 | 21,383 | 6-1 | 16,055 | 6-0 | 14,438 | 6-3 | 14,534 | 6-8 | 12,900 | 6-8 | 17,954 | 5-6 | 14,551 | 6-8 |
| Morawa | 104,142 | 7-0 | 81,900 | 7-3 | 83,631 | 6-4 | 76,645 | 6-9 | 80,554 | 7-7 | 80,810 | 8-6 | 97,700 | 8-0 | 84,675 | 7-3 |
| Morawa | 35,584 | 6-4 | 29,350 | 6-0 | 36,058 | 6-5 | 42,488 | 6-9 | 50,401 | 6-9 | 74,705 | 7-6 | 97,243 | 6-7 | 89,706 | 6-2 |
| Perenjori | 52,873 | 6-7 | 53,092 | 6-5 | 57,808 | 6-6 | 61,109 | 7-4 | 71,917 | 7-4 | 85,591 | 7-8 | 103,653 | 7-1 | 100,031 | 6-4 |
| Three Springs | 30,528 | 6-4 | 48,668 | 6-5 | 48,362 | 6-2 | 59,844 | 6-8 | 65,718 | 6-9 | 75,793 | 7-9 | 86,863 | 7-4 | 83,119 | 8-1 |
| Carnamah | 61,402 | 6-7 | 64,413 | 6-1 | 66,345 | 6-2 | 69,220 | 7-2 | 85,078 | 7-1 | 106,747 | 7-5 | 118,829 | 7-4 | 111,151 | 7-3 |
| Dalwallinu | 78,252 | 7-0 | 89,995 | 6-7 | 110,804 | 7-6 | 113,742 | 7-8 | 126,945 | 7-7 | 146,888 | 7-9 | 160,267 | 7-5 | 145,987 | 7-2 |
| Dandaragan | 21,077 | 6-4 | 20,689 | 6-6 | 21,305 | 6-1 | 32,801 | 6-4 | 32,418 | 6-2 | 32,404 | 7-0 | 34,214 | 6-1 | 31,281 | 6-1 |
| Moora | 161,945 | 7-4 | 172,139 | 6-9 | 181,674 | 6-8 | 205,160 | 6-8 | 184,131 | 6-6 | 190,626 | 7-9 | 197,638 | 7-4 | 194,224 | 7-2 |
| Wongan-Ballidu | 31,122 | 6-2 | 38,105 | 6-9 | 44,853 | 6-7 | 54,318 | 6-5 | 60,456 | 6-8 | 68,985 | 7-8 | 74,154 | 7-9 | 81,577 | 6-4 |
| Victoria Plains | 64,704 | 6-2 | 61,994 | 5-9 | 65,929 | 5-4 | 70,908 | 5-4 | 57,786 | 5-6 | 72,639 | 7-3 | 79,324 | 7-1 | 68,595 | 6-5 |
| Gilgin | 18,948 | 6-0 | 14,235 | 6-0 | 14,367 | 6-0 | 12,764 | 6-4 | 15,393 | 6-6 | 18,139 | 4-6 | 17,561 | 7-9 | 18,808 | 6-6 |
| Chittering | 27,285 | 5-7 | 26,221 | 7-8 | 23,302 | 5-5 | 22,695 | 5-6 | 18,274 | 5-3 | 19,809 | 5-9 | 21,835 | 5-3 | 19,596 | 5-5 |
| Wanneroo | 4,121 | 6-7 | 4,570 | 8-3 | 5,342 | 8-6 | 5,598 | 10-1 | 3,862 | 8-8 | 4,637 | 7-4 | 3,668 | 10-9 | 4,560 | 8-6 |
| Swan (Part) | 15,547 | 6-4 | 14,915 | 6-5 | 11,720 | 6-2 | 11,934 | 6-4 | 12,377 | 5-6 | 9,444 | 5-7 | 13,408 | 6-4 | 14,286 | 5-8 |
| Toodyay | 88,191 | 6-0 | 77,420 | 6-5 | 79,663 | 6-1 | 77,437 | 6-0 | 55,187 | 7-4 | 65,346 | 8-1 | 58,758 | 7-1 | 67,477 | 6-4 |
| Goosalling | 90,985 | 7-0 | 81,754 | 6-7 | 81,754 | 6-7 | 85,799 | 6-8 | 80,929 | 6-8 | 85,047 | 7-8 | 87,509 | 7-7 | 98,024 | 7-0 |
| Northam | 108,541 | 5-8 | 95,519 | 6-6 | 81,762 | 6-8 | 89,250 | 6-6 | 74,958 | 6-1 | 76,833 | 7-2 | 73,319 | 6-9 | 72,712 | 7-0 |
| Meekering | 119,404 | 6-8 | 126,306 | 6-7 | 124,608 | 6-5 | 139,502 | 6-7 | 131,637 | 6-6 | 137,655 | 7-7 | 143,655 | 7-2 | 147,307 | 6-3 |
| Kellerberrin | 68,292 | 7-0 | 69,215 | 7-1 | 76,389 | 6-8 | 82,370 | 7-1 | 75,895 | 6-9 | 75,894 | 7-9 | 83,184 | 7-1 | 80,048 | 6-9 |
| Merridun | 27,583 | 7-1 | 35,481 | 7-7 | 42,445 | 7-1 | 43,406 | 6-9 | 41,733 | 7-1 | 46,021 | 8-4 | 65,021 | 6-9 | 67,529 | 6-9 |
| Dowerin | 48,418 | 7-2 | 48,439 | 7-3 | 48,276 | 6-8 | 56,091 | 7-0 | 54,981 | 7-0 | 68,738 | 8-5 | 83,896 | 7-4 | 82,350 | 7-2 |
| Wyalkatchem | 26,805 | 6-5 | 29,812 | 7-0 | 32,987 | 7-5 | 49,923 | 7-0 | 49,542 | 7-1 | 59,084 | 8-0 | 66,518 | 7-3 | 68,486 | 7-4 |
| Koorda | 7,873 | 5-7 | 7,350 | 6-7 | 10,416 | 7-1 | 13,200 | 7-2 | 10,096 | 7-0 | 26,883 | 7-8 | 26,680 | 7-7 | 24,994 | 7-0 |
| Mount Marshall | 16,864 | 6-7 | 23,287 | 7-0 | 25,083 | 7-1 | 23,237 | 7-1 | 27,310 | 7-6 | 34,842 | 7-8 | 45,715 | 6-8 | 41,219 | 6-5 |
| Makinbudi | 20,700 | 6-0 | 23,777 | 7-4 | 29,412 | 7-2 | 28,131 | 7-1 | 28,131 | 7-1 | 36,002 | 8-0 | 24,154 | 6-9 | 19,047 | 7-5 |
| Kununoppin-Trayning | 8,176 | 6-3 | 14,581 | 6-8 | 24,187 | 7-3 | 21,201 | 7-3 | 17,098 | 7-1 | 18,794 | 8-6 | 43,704 | 7-4 | 43,484 | 7-4 |
| Nangarin | 1,807 | 4-2 | 2,983 | 7-7 | 6,518 | 7-1 | 8,276 | 6-3 | 9,704 | 8-1 | 11,069 | 8-8 | 18,794 | 8-4 | 18,476 | 6-9 |
| Westonia | 1,807 | 4-2 | 2,983 | 7-7 | 6,518 | 7-1 | 8,276 | 6-3 | 9,704 | 8-1 | 11,069 | 8-8 | 18,794 | 8-4 | 18,476 | 6-9 |
| Total, Northern Agricultural | 1,798,829 | 6-6 | 1,846,405 | 6-8 | 1,903,497 | 6-7 | 2,015,539 | 6-8 | 2,001,605 | 6-9 | 2,254,057 | 7-7 | 2,510,095 | 7-2 | 2,388,592 | 6-9 |

PART V.—LAND SETTLEMENT, AGRICULTURE, LIVE STOCK, AND METEOROLOGICAL STATISTICS.

| SOUTH-WEST DIVISION— No. 1 Subdivision. | | 860 | 4.4 | 2,044 | 7.1 | 2,074 | 4.9 | 1,790 | 5.8 | 1,784 | 6.2 | 1,433 | 6.6 | 1,494 | 6.5 | 967 | 4.6 |
|--|-------|-----------|-----|-----------|-----|-----------|-----|-----------|-----|-----------|-----|-----------|-----|-----------|-----|-----------|-----|
| Mundaring | | 2,236 | 6.0 | 2,849 | 6.2 | 2,849 | 6.6 | 1,512 | 5.8 | 1,089 | 5.8 | 1,852 | 5.6 | 1,778 | 5.2 | 1,870 | 4.8 |
| Darling Range | | 606 | 5.8 | 230 | 7.2 | 230 | 5.8 | 163 | 7.4 | 630 | 7.0 | 1,852 | 5.6 | 1,778 | 5.2 | 1,870 | 4.8 |
| Armadale-Kelmscott | | 8,070 | 5.8 | 6,685 | 5.8 | 6,685 | 5.8 | 6,913 | 5.9 | 5,780 | 6.1 | 7,358 | 4.6 | 7,167 | 4.4 | 1,446 | 7.4 |
| Rockingham | | 26,897 | 6.0 | 24,200 | 6.0 | 24,200 | 5.7 | 25,923 | 5.4 | 25,183 | 5.8 | 27,063 | 5.8 | 29,822 | 5.8 | 8,311 | 3.9 |
| Serpentine-Jarrahdale | | 7,615 | 5.8 | 5,742 | 6.0 | 5,742 | 6.0 | 6,853 | 5.3 | 5,495 | 6.2 | 6,045 | 5.7 | 6,045 | 5.8 | 82,047 | 5.7 |
| Drakesbrook | | 27,193 | 5.5 | 3,007 | 5.2 | 3,007 | 5.2 | 2,127 | 4.8 | 19,890 | 5.8 | 18,287 | 6.4 | 22,451 | 7.2 | 23,102 | 6.1 |
| Harvey | | 2,341 | 5.6 | 8,077 | 5.2 | 8,077 | 5.2 | 11,784 | 5.5 | 11,784 | 4.8 | 2,012 | 5.9 | 2,085 | 4.9 | 1,201 | 7.1 |
| Bunbury | | 16,050 | 5.3 | 13,351 | 5.1 | 13,351 | 5.1 | 11,118 | 5.5 | 11,784 | 4.8 | 11,882 | 5.9 | 11,882 | 5.9 | 10,756 | 5.8 |
| Dardanup | | 5,664 | 5.3 | 2,258 | 7.2 | 2,258 | 7.2 | 2,604 | 7.5 | 2,672 | 5.5 | 1,952 | 6.1 | 3,890 | 7.7 | 8,046 | 5.8 |
| Capel | | 3,560 | 6.4 | 2,882 | 5.1 | 2,882 | 5.1 | 3,276 | 5.6 | 3,276 | 6.1 | 3,276 | 6.1 | 2,640 | 5.4 | 920 | 5.8 |
| Preston | | 43,641 | 5.7 | 39,609 | 6.4 | 39,609 | 6.4 | 38,544 | 6.5 | 32,854 | 5.8 | 38,641 | 6.6 | 36,717 | 6.5 | 37,481 | 6.1 |
| Sussex | | 663 | 5.5 | 733 | 5.7 | 733 | 5.7 | 11,454 | 5.8 | 860 | 8.0 | 38,641 | 6.6 | 36,717 | 6.5 | 37,481 | 6.1 |
| Balingup | | 14,860 | 5.6 | 14,704 | 4.6 | 14,704 | 4.6 | 11,454 | 5.8 | 860 | 8.0 | 38,641 | 6.6 | 36,717 | 6.5 | 37,481 | 6.1 |
| Greenbushes | | 8,524 | 5.5 | 8,669 | 5.3 | 8,669 | 5.3 | 9,721 | 4.1 | 8,879 | 5.2 | 10,315 | 5.4 | 8,724 | 5.7 | 8,283 | 5.5 |
| Upper Blackwood | | 132,245 | 6.6 | 136,599 | 6.3 | 136,599 | 6.3 | 148,334 | 6.5 | 135,849 | 6.8 | 142,662 | 7.2 | 157,826 | 7.2 | 135,554 | 8.3 |
| Augusta-Margaret River | | 65 | 7.2 | 48 | 8.4 | 48 | 8.4 | 55 | 8.2 | 4,490 | 5.9 | 105 | 6.9 | 157,826 | 7.2 | 135,554 | 8.3 |
| Nannup | | 4,839 | 5.4 | 4,433 | 5.5 | 4,433 | 5.5 | 4,589 | 4.5 | 4,790 | 5.4 | 4,631 | 4.7 | 3,919 | 5.4 | 4,528 | 5.6 |
| Manjimup | | 39,832 | 6.1 | 39,975 | 5.6 | 39,975 | 5.6 | 37,183 | 6.0 | 37,183 | 5.8 | 40,016 | 6.4 | 46,783 | 6.6 | 46,783 | 6.4 |
| Bradfordton | | 14,869 | 6.3 | 17,611 | 6.3 | 17,611 | 6.3 | 17,134 | 6.2 | 15,383 | 5.8 | 18,157 | 6.4 | 16,450 | 7.0 | 15,430 | 6.6 |
| Cranbrook | | 101,636 | 7.0 | 102,139 | 7.1 | 102,139 | 7.1 | 98,471 | 6.7 | 94,111 | 7.5 | 94,596 | 7.5 | 101,713 | 7.4 | 108,632 | 7.0 |
| Plantagenet | | 60,738 | 7.0 | 70,615 | 7.2 | 70,615 | 7.2 | 73,837 | 6.9 | 71,481 | 7.5 | 78,486 | 8.0 | 86,948 | 8.3 | 88,102 | 7.5 |
| Denmark | | 89 | 5.6 | 40 | 6.8 | 40 | 6.8 | 60 | 9.6 | 11,110 | 7.3 | 54 | 7.1 | 81 | 4.4 | 86 | 5.0 |
| Albany | | 13,656 | 6.7 | 17,096 | 7.7 | 17,096 | 7.7 | 16,723 | 7.4 | 15,877 | 7.9 | 15,000 | 9.2 | 15,576 | 8.1 | 17,417 | 6.9 |
| Total, No. 1 Subdivision | | 551,032 | 6.4 | 548,944 | 6.3 | 548,944 | 6.3 | 538,761 | 6.3 | 500,873 | 6.6 | 532,958 | 7.0 | 571,375 | 7.2 | 588,828 | 6.7 |
| No. 2 Subdivision. | | 162,953 | 6.0 | 151,003 | 6.0 | 151,003 | 5.6 | 149,555 | 6.0 | 133,323 | 5.9 | 131,094 | 7.4 | 133,696 | 6.4 | 129,765 | 6.0 |
| York | | 100,166 | 6.4 | 104,737 | 6.4 | 104,737 | 6.4 | 104,661 | 6.4 | 110,588 | 7.1 | 117,532 | 7.7 | 133,088 | 7.3 | 133,493 | 6.5 |
| Quatradling | | 66,055 | 7.1 | 83,830 | 7.8 | 83,830 | 7.8 | 103,735 | 6.2 | 106,199 | 6.9 | 124,675 | 8.3 | 137,906 | 7.3 | 125,334 | 8.9 |
| Bruce Rock | | 15,681 | 7.2 | 23,409 | 7.3 | 23,409 | 7.3 | 37,599 | 6.6 | 46,698 | 5.9 | 51,941 | 7.0 | 50,681 | 6.5 | 49,520 | 7.2 |
| Narembene | | 46,772 | 5.9 | 50,207 | 6.1 | 50,207 | 6.1 | 50,348 | 5.6 | 46,698 | 5.9 | 51,941 | 7.0 | 50,681 | 6.5 | 49,520 | 7.2 |
| Wandering | | 162,063 | 6.6 | 163,043 | 6.4 | 163,043 | 6.4 | 168,074 | 6.1 | 162,621 | 6.6 | 176,437 | 7.7 | 173,084 | 7.1 | 172,472 | 6.3 |
| Beverley | | 74,612 | 6.0 | 68,940 | 6.7 | 68,940 | 6.7 | 89,714 | 5.8 | 93,377 | 6.6 | 106,969 | 7.6 | 104,503 | 7.3 | 102,134 | 6.6 |
| Brookton | | 90,892 | 6.1 | 97,204 | 6.5 | 97,204 | 6.5 | 89,507 | 6.4 | 89,902 | 6.5 | 91,118 | 7.4 | 86,593 | 6.7 | 86,593 | 6.4 |
| Pingelly | | 22,100 | 7.1 | 28,052 | 7.5 | 28,052 | 7.5 | 33,877 | 6.9 | 34,762 | 6.9 | 52,715 | 7.5 | 52,757 | 7.6 | 59,522 | 7.9 |
| Corrigin | | 62,116 | 6.0 | 65,683 | 6.8 | 65,683 | 6.8 | 65,926 | 5.9 | 60,378 | 6.8 | 60,081 | 7.1 | 59,522 | 7.6 | 59,522 | 7.9 |
| Kondinin | | 108,236 | 6.0 | 110,796 | 6.2 | 110,796 | 6.2 | 125,388 | 6.5 | 111,418 | 6.6 | 119,365 | 7.5 | 109,367 | 7.0 | 108,317 | 6.6 |
| Cuballing | | 54,610 | 7.1 | 61,607 | 7.3 | 61,607 | 7.3 | 66,286 | 7.0 | 70,878 | 7.2 | 83,995 | 8.2 | 80,128 | 7.5 | 87,920 | 7.9 |
| Wickepin | | 27,595 | 6.0 | 25,001 | 6.1 | 25,001 | 6.1 | 27,920 | 6.1 | 27,920 | 6.1 | 27,920 | 6.1 | 26,924 | 6.3 | 25,324 | 6.1 |
| Marradong | | 121,619 | 6.8 | 118,567 | 6.9 | 118,567 | 6.9 | 120,452 | 6.2 | 116,232 | 6.8 | 119,817 | 7.4 | 105,866 | 7.4 | 118,099 | 6.8 |
| Williams | | 124,895 | 6.2 | 129,744 | 6.2 | 129,744 | 6.2 | 111,511 | 6.5 | 111,511 | 6.5 | 112,406 | 7.8 | 105,866 | 7.5 | 123,753 | 6.5 |
| Narrogin | | 115,481 | 6.7 | 123,991 | 6.7 | 123,991 | 6.7 | 111,248 | 7.1 | 111,248 | 7.1 | 116,112 | 7.8 | 129,346 | 7.2 | 131,891 | 6.7 |
| West Arthur | | 160,198 | 6.7 | 165,805 | 6.4 | 165,805 | 6.4 | 170,546 | 6.2 | 152,685 | 6.8 | 163,741 | 7.9 | 168,782 | 7.2 | 158,924 | 7.1 |
| Wagin | | 104,447 | 7.0 | 107,697 | 6.6 | 107,697 | 6.6 | 115,750 | 6.8 | 114,265 | 6.7 | 130,850 | 8.3 | 125,010 | 8.3 | 130,269 | 7.1 |
| Dumbleyung | | 31,752 | 7.5 | 40,978 | 7.3 | 40,978 | 7.3 | 52,849 | 7.8 | 62,120 | 7.5 | 80,174 | 8.5 | 89,585 | 7.5 | 92,507 | 7.8 |
| Lake Grace | | 79,102 | 7.0 | 76,103 | 6.9 | 76,103 | 6.9 | 78,618 | 7.1 | 78,618 | 7.2 | 76,051 | 7.8 | 67,051 | 8.5 | 66,181 | 7.5 |
| Woodanilling | | 109,683 | 6.6 | 116,311 | 7.3 | 116,311 | 7.3 | 118,165 | 6.7 | 113,300 | 7.2 | 99,103 | 7.8 | 107,072 | 7.5 | 105,629 | 7.2 |
| Katanning | | 46,550 | 6.6 | 49,224 | 7.9 | 49,224 | 7.9 | 51,118 | 7.1 | 56,105 | 7.2 | 61,828 | 7.1 | 66,166 | 7.0 | 61,696 | 7.3 |
| Kent | | 205,312 | 6.8 | 213,626 | 6.9 | 213,626 | 6.9 | 205,635 | 6.5 | 194,519 | 7.0 | 212,434 | 7.6 | 216,044 | 7.6 | 219,528 | 7.2 |
| Kolonyup | | 198,568 | 6.9 | 199,434 | 8.1 | 199,434 | 8.1 | 194,632 | 7.7 | 94,632 | 7.8 | 98,853 | 9.4 | 112,243 | 8.0 | 104,081 | 7.9 |
| Broomhill | | 84,706 | 7.6 | 89,438 | 8.0 | 89,438 | 8.0 | 91,107 | 7.7 | 90,063 | 7.8 | 106,599 | 9.1 | 101,738 | 8.2 | 97,141 | 7.6 |
| Tambellup | | 145,470 | 7.7 | 172,343 | 7.9 | 172,343 | 7.9 | 178,024 | 8.3 | 163,267 | 8.1 | 180,125 | 9.2 | 180,745 | 8.1 | 162,361 | 8.0 |
| Gnowangerup | | 2,488,745 | 6.7 | 2,671,995 | 6.7 | 2,671,995 | 6.7 | 2,747,414 | 6.7 | 2,640,810 | 6.9 | 2,863,997 | 7.9 | 2,924,389 | 7.4 | 2,876,425 | 7.0 |
| Total, No. 2 Subdivision | | 3,039,777 | 6.6 | 3,220,339 | 6.7 | 3,220,339 | 6.7 | 3,286,175 | 6.6 | 3,141,883 | 6.9 | 3,396,955 | 7.8 | 3,495,764 | 7.4 | 3,455,253 | 6.9 |
| Total, South-Western... | | | | | | | | | | | | | | | | | |

(2) Included in Nungarin District.

PART V.—LAND SETTLEMENT, AGRICULTURE, LIVE STOCK, AND METEOROLOGICAL STATISTICS.

No. 43.—Sheep Shorn and Average Weight per Fleece in each Statistical District and Division, 1929 to 1936—continued.

| Statistical Districts and Divisions. | 1929. | | 1930. | | 1931. | | 1932. | | 1933. | | 1934. | | 1935. | | 1936. | |
|--------------------------------------|--------------|--------------------------------------|--------------|--------------------------------------|--------------|--------------------------------------|--------------|--------------------------------------|--------------|--------------------------------------|--------------|--------------------------------------|--------------|--------------------------------------|--------------|--------------------------------------|
| | Sheep Shorn. | Wool Clip—Average Weight per Fleece. | Sheep Shorn. | Wool Clip—Average Weight per Fleece. | Sheep Shorn. | Wool Clip—Average Weight per Fleece. | Sheep Shorn. | Wool Clip—Average Weight per Fleece. | Sheep Shorn. | Wool Clip—Average Weight per Fleece. | Sheep Shorn. | Wool Clip—Average Weight per Fleece. | Sheep Shorn. | Wool Clip—Average Weight per Fleece. | Sheep Shorn. | Wool Clip—Average Weight per Fleece. |
| EASTERN GOLDFIELDS DIVISION— | | | | | | | | | | | | | | | | |
| Phillips River | 8,519 | 6.4 | 12,110 | 7.0 | 12,221 | 6.5 | 12,790 | 7.5 | 14,148 | 7.4 | 14,142 | 7.7 | 12,952 | 7.1 | 12,747 | 7.0 |
| Esperance | 29,368 | 6.0 | 31,631 | 5.8 | 32,721 | 8.0 | 33,492 | 7.6 | 31,593 | 8.0 | 32,732 | 7.3 | 31,250 | 8.0 | 32,493 | 9.4 |
| Vandias | 9,182 | 7.4 | 14,960 | 8.4 | 14,960 | 7.7 | 15,870 | 6.7 | 13,247 | 7.4 | 14,391 | 8.3 | 15,938 | 8.0 | 17,008 | 7.3 |
| Vilgrin | 2,129 | 6.3 | 3,971 | 5.7 | 3,921 | 6.7 | 5,728 | 6.7 | 5,747 | 6.8 | 8,333 | 8.1 | 20,613 | 6.8 | 22,112 | 6.8 |
| Coigarbie | 3,909 | 10.6 | 3,909 | 12.0 | 3,031 | 8.4 | 3,990 | 7.3 | 4,145 | 9.3 | 6,086 | 10.6 | 7,800 | 4.6 | 5,547 | 10.2 |
| Raingoorlie | 14,067 | 7.5 | 18,689 | 8.4 | 21,643 | 8.4 | 20,443 | 8.3 | 21,607 | 7.9 | 30,992 | 7.6 | 31,988 | 7.7 | 28,017 | 7.9 |
| Meuzies | 63,502 | 8.3 | 72,323 | 7.8 | 85,072 | 8.9 | 79,878 | 7.9 | 85,975 | 7.2 | 79,355 | 8.9 | 97,587 | 8.3 | 62,310 | 7.5 |
| Total, Eastern Gold-fields | 127,666 | 7.7 | 150,891 | 7.5 | 172,483 | 8.3 | 173,819 | 7.7 | 176,460 | 7.6 | 186,031 | 8.4 | 218,117 | 7.8 | 179,230 | 7.9 |
| NORTHERN GOLDFIELDS DIVISION— | | | | | | | | | | | | | | | | |
| Mount Margaret | 40,610 | 7.8 | 48,935 | 7.1 | 51,522 | 8.2 | 66,737 | 7.2 | 64,233 | 6.1 | 56,662 | 9.0 | 52,300 | 8.1 | 47,494 | 6.9 |
| Willuna | 46,428 | 7.2 | 63,450 | 7.3 | 69,410 | 9.1 | 86,504 | 7.3 | 94,808 | 7.5 | 90,406 | 9.1 | 133,570 | 7.8 | 84,892 | 5.9 |
| Leonora | 297,081 | 8.9 | 308,508 | 7.8 | 297,819 | 9.2 | 289,846 | 6.9 | 263,856 | 7.7 | 238,698 | 9.0 | 237,401 | 6.5 | 170,810 | 6.1 |
| Black Range | 36,986 | 6.8 | 43,100 | 7.0 | 42,813 | 7.7 | 42,953 | 7.7 | 43,791 | 8.2 | 41,791 | 8.2 | 50,792 | 7.8 | 59,327 | 6.2 |
| Yalgoo | 344,568 | 7.4 | 298,378 | 8.5 | 246,513 | 7.7 | 245,735 | 8.0 | 264,322 | 8.9 | 310,135 | 8.1 | 287,443 | 8.6 | 191,557 | 6.7 |
| Mount Magnet | 196,234 | 8.9 | 189,413 | 7.2 | 169,051 | 7.0 | 143,129 | 8.0 | 140,322 | 8.3 | 169,629 | 8.1 | 160,162 | 7.5 | 37,780 | 7.5 |
| Cue | 102,853 | 8.0 | 139,464 | 7.2 | 169,183 | 7.7 | 156,003 | 6.9 | 154,391 | 8.3 | 159,627 | 8.5 | 187,719 | 6.9 | 62,580 | 4.8 |
| Meekatharra | 247,499 | 6.1 | 221,709 | 7.8 | 201,419 | 8.9 | 245,000 | 7.5 | 261,978 | 9.3 | 236,475 | 7.8 | 248,101 | 7.4 | 110,652 | 6.0 |
| Total, Northern Gold-fields | 1,284,230 | 7.3 | 1,335,448 | 7.7 | 1,317,328 | 8.3 | 1,346,878 | 7.4 | 1,347,270 | 8.4 | 1,435,433 | 8.4 | 1,326,587 | 7.5 | 690,357 | 6.2 |
| NORTH-WESTERN DIVISION— | | | | | | | | | | | | | | | | |
| Murchison | 420,272 | 8.3 | 424,630 | 7.5 | 344,049 | 7.8 | 391,398 | 7.3 | 408,801 | 8.9 | 457,597 | 9.0 | 378,898 | 7.6 | 153,393 | 5.5 |
| Shark Bay | 124,970 | 6.8 | 116,308 | 7.1 | 130,946 | 6.6 | 122,763 | 7.8 | 128,447 | 8.0 | 124,820 | 8.6 | 117,289 | 7.5 | 69,320 | 7.2 |
| Gascoyne-Mauiya | 737,077 | 8.4 | 792,535 | 8.2 | 792,535 | 7.7 | 746,698 | 8.7 | 752,437 | 9.2 | 753,832 | 9.5 | 743,668 | 8.6 | 509,527 | 7.2 |
| Upper Gascoyne | 401,255 | 7.4 | 448,735 | 7.4 | 473,523 | 6.9 | 411,244 | 8.2 | 507,038 | 8.3 | 507,038 | 8.6 | 568,604 | 8.1 | 203,721 | 5.6 |
| Ashterton | 466,949 | 8.0 | 522,151 | 7.4 | 493,323 | 6.8 | 570,375 | 8.3 | 604,249 | 8.3 | 623,384 | 7.9 | 698,270 | 8.1 | 470,290 | 6.8 |
| Leaboard | 135,745 | 7.1 | 143,951 | 8.0 | 135,900 | 6.9 | 140,956 | 7.2 | 140,956 | 7.9 | 135,351 | 6.7 | 157,275 | 7.3 | 105,358 | 3.5 |
| Roebourne | 242,277 | 7.5 | 265,416 | 7.0 | 290,498 | 7.8 | 317,368 | 7.4 | 304,315 | 7.5 | 324,855 | 7.7 | 343,043 | 8.0 | 257,884 | 6.2 |
| Total, North-Western | 2,548,536 | 7.9 | 2,715,156 | 7.7 | 2,666,059 | 7.3 | 2,833,419 | 7.9 | 2,856,796 | 8.0 | 3,014,767 | 8.6 | 2,892,635 | 8.1 | 1,767,963 | 6.5 |

No. 44.—Sheep Shorn and Wool Clip in each Statistical District and Division, Season 1936.

| Statistical Districts and Divisions. | Sheep Shorn. | | | Wool Clip. | |
|--|------------------|----------------|------------------|-------------------|----------------------------|
| | Sheep. | Lambs. | Total. | Total Production. | Average weight per Fleece. |
| | No. | No. | No. | lbs. | lbs. |
| METROPOLITAN DIVISION | 65 | | 65 | 773 | 11·9 |
| NORTHERN AGRICULTURAL DIVISION— | | | | | |
| Northampton | 129,457 | 23,276 | 152,733 | 1,113,642 | 7·3 |
| Mullewa | 105,059 | 9,831 | 114,890 | 696,079 | 6·1 |
| Upper Chapman | 99,785 | 21,490 | 121,275 | 815,998 | 6·7 |
| Geraldton | 43,349 | 5,931 | 49,280 | 378,372 | 7·7 |
| Greenough | 33,646 | 8,151 | 41,797 | 293,838 | 7·0 |
| Irwin | 12,205 | 2,346 | 14,551 | 99,083 | 6·8 |
| Mingenew | 73,696 | 10,979 | 84,675 | 618,899 | 7·3 |
| Morawa | 76,527 | 13,179 | 89,706 | 558,258 | 6·2 |
| Perenjori | 84,646 | 15,385 | 100,031 | 640,580 | 6·4 |
| Three Springs | 70,042 | 13,077 | 83,119 | 675,674 | 8·1 |
| Carnamah | 92,180 | 18,971 | 111,151 | 808,145 | 7·3 |
| Dalwallinu | 119,641 | 25,396 | 145,037 | 1,043,414 | 7·2 |
| Dandaragan | 24,883 | 6,348 | 31,231 | 188,993 | 6·1 |
| Moora | 158,404 | 35,820 | 194,224 | 1,403,656 | 7·2 |
| Wongan-Ballidu | 62,983 | 18,594 | 81,577 | 520,910 | 6·4 |
| Victoria Plains | 55,085 | 13,510 | 68,595 | 444,228 | 6·5 |
| Gingin | 16,556 | 2,252 | 18,808 | 123,472 | 6·6 |
| Chittering | 16,064 | 3,532 | 19,596 | 108,535 | 5·5 |
| Wanneroo | 4,467 | 93 | 4,560 | 39,299 | 8·6 |
| Swan (Part) | 11,492 | 2,774 | 14,266 | 83,408 | 5·8 |
| Toodyay | 53,494 | 13,983 | 67,477 | 435,090 | 6·4 |
| Goonalling | 78,770 | 19,254 | 98,024 | 689,862 | 7·0 |
| Northam | 57,776 | 14,936 | 72,712 | 507,563 | 7·0 |
| Meckering | 113,639 | 33,668 | 147,307 | 1,007,721 | 6·8 |
| Kellerberrin | 62,083 | 17,965 | 80,048 | 550,970 | 6·9 |
| Merredin | 52,804 | 14,725 | 67,529 | 455,290 | 6·7 |
| Dowerln | 66,865 | 15,485 | 82,350 | 589,803 | 7·2 |
| Wyalkatchem | 55,688 | 12,798 | 68,486 | 507,312 | 7·4 |
| Koorda | 19,335 | 5,659 | 24,994 | 174,853 | 7·0 |
| Mount Marshall | 32,015 | 9,204 | 41,219 | 269,514 | 6·5 |
| Mukinbudin | 15,679 | 3,368 | 19,047 | 143,153 | 7·5 |
| Kununoppin-Trayning | 34,750 | 8,734 | 43,484 | 321,674 | 7·4 |
| Nungarin | 14,444 | 4,032 | 18,476 | 127,577 | 6·9 |
| Westonia | 13,349 | 2,988 | 16,337 | 112,904 | 6·9 |
| Total Northern Agricultural | 1,960,858 | 427,734 | 2,388,592 | 16,547,769 | 6·9 |
| SOUTH-WESTERN DIVISION— | | | | | |
| <i>No. 1 Subdivision :</i> | | | | | |
| Mundaring | 652 | 315 | 967 | 4,458 | 4·6 |
| Darling Range | 1,269 | 101 | 1,370 | 6,615 | 4·8 |
| Armada-le-Kelmescott | 1,289 | 157 | 1,446 | 10,686 | 7·4 |
| Rockingham | 243 | | 243 | 939 | 3·9 |
| Serpentine-Jarrahdale | 6,155 | 2,156 | 8,311 | 61,335 | 7·4 |
| Murray | 23,284 | 8,763 | 32,047 | 183,646 | 5·7 |
| Drakesbrook | 5,682 | 2,349 | 8,031 | 39,202 | 4·9 |
| Harvey | 18,697 | 4,405 | 23,102 | 140,189 | 6·1 |
| Bunbury | 1,201 | | 1,201 | 8,563 | 7·1 |
| Dardanup | 9,009 | 1,747 | 10,756 | 62,259 | 5·8 |
| Collie | 2,669 | 377 | 3,046 | 23,054 | 7·6 |
| Capel | 820 | 100 | 920 | 5,320 | 5·8 |
| Preston | 29,428 | 8,053 | 37,481 | 227,109 | 6·1 |
| Sussex | 642 | 124 | 766 | 4,059 | 5·3 |
| Balingup | 5,780 | 2,593 | 8,283 | 45,350 | 5·5 |
| Greenbushes | 11,692 | 1,862 | 13,554 | 111,865 | 8·3 |
| Upper Blackwood | 129,574 | 26,822 | 156,396 | 1,063,212 | 6·8 |
| Nannup | 3,038 | 1,490 | 4,528 | 25,209 | 5·6 |
| Bridgetown | 36,837 | 9,926 | 46,763 | 298,244 | 6·4 |
| Manjimup | 12,227 | 3,293 | 15,430 | 102,328 | 6·6 |
| Cranbrook | 93,600 | 15,032 | 108,632 | 704,484 | 7·0 |
| Plantagenet | 76,533 | 11,569 | 88,102 | 659,657 | 7·5 |
| Denmark | 36 | | 36 | 179 | 5·0 |
| Albany | 14,329 | 3,088 | 17,417 | 120,213 | 6·9 |
| Total, No. 1 Subdivision | 484,686 | 104,142 | 588,828 | 3,968,175 | 6·7 |
| <i>No. 2 Subdivision :</i> | | | | | |
| York | 99,801 | 29,964 | 129,765 | 778,886 | 6·0 |
| Qualradng | 101,768 | 31,725 | 133,493 | 863,889 | 6·5 |
| Bruce Rock | 95,909 | 29,425 | 125,334 | 866,902 | 6·9 |
| Narembeen | 44,287 | 13,949 | 58,236 | 421,980 | 7·2 |
| Wandering | 39,634 | 9,886 | 49,520 | 305,850 | 6·2 |
| Beverley | 134,554 | 37,918 | 172,472 | 1,094,371 | 6·3 |
| Brookton | 80,772 | 21,352 | 102,124 | 677,174 | 6·6 |
| Pingelly | 63,170 | 18,066 | 81,236 | 521,599 | 6·4 |
| Corrigin | 89,838 | 26,709 | 116,547 | 768,294 | 6·6 |
| Kondinin | 45,377 | 14,145 | 59,522 | 468,942 | 7·9 |
| Cuballing | 43,134 | 11,451 | 54,585 | 323,738 | 5·9 |

No. 44.—Sheep Shorn and Wool Clip in each Statistical District and Division, Season 1936—continued.

| Statistical Districts and Divisions. | Sheep Shorn. | | | Wool Clip. | |
|--|------------------|------------------|------------------|-------------------|----------------------------|
| | Sheep. | Lambs. | Total. | Total Production. | Average weight per Fleece. |
| | No. | No. | No. | lbs. | lbs. |
| SOUTH-WESTERN DIVISION—continued. | | | | | |
| <i>No. 2 Subdivision—continued.</i> | | | | | |
| Wickepin | 84,656 | 23,661 | 108,317 | 716,530 | 6·6 |
| Kulln | 69,309 | 18,611 | 87,920 | 612,433 | 7·0 |
| Marradong | 20,483 | 4,841 | 25,324 | 155,677 | 6·1 |
| Williams | 96,505 | 21,594 | 118,099 | 801,955 | 6·8 |
| Narrogin | 98,005 | 25,748 | 123,753 | 803,933 | 6·5 |
| West Arthur | 107,621 | 24,240 | 131,861 | 832,044 | 6·7 |
| Wagin | 129,662 | 29,262 | 158,924 | 1,131,820 | 7·1 |
| Dumbleyung | 106,412 | 23,857 | 130,269 | 978,464 | 7·5 |
| Lake Grace | 72,025 | 20,482 | 92,507 | 723,872 | 7·8 |
| Woodmilling | 53,827 | 12,354 | 66,181 | 490,025 | 7·4 |
| Katanning | 83,707 | 21,922 | 105,629 | 765,164 | 7·2 |
| Kent | 50,260 | 11,436 | 61,696 | 453,128 | 7·3 |
| Kojonup | 182,666 | 36,862 | 219,528 | 1,580,795 | 7·2 |
| Broomehill | 84,740 | 19,341 | 104,081 | 807,753 | 7·9 |
| Tambellup | 83,374 | 13,767 | 97,141 | 741,898 | 7·6 |
| Gnowangerup | 131,342 | 31,019 | 162,361 | 1,305,138 | 8·0 |
| <i>Total, No. 2 Subdivision</i> | <i>2,292,838</i> | <i>583,587</i> | <i>2,876,425</i> | <i>20,042,254</i> | <i>7·0</i> |
| Total, South-Western | 2,777,524 | 687,729 | 3,465,253 | 24,010,429 | 6·9 |
| EASTERN GOLDFIELDS DIVISION— | | | | | |
| Phillips River | 10,205 | 2,542 | 12,747 | 89,203 | 7·0 |
| Esperance | 26,431 | 7,062 | 33,493 | 314,825 | 9·4 |
| Dundas | 13,807 | 3,199 | 17,006 | 124,730 | 7·3 |
| Yilgarn | 17,878 | 4,234 | 22,112 | 150,583 | 6·8 |
| Coolgardie | 5,289 | 256 | 5,545 | 56,431 | 10·2 |
| Kalgoorlie | 26,017 | | 26,017 | 206,419 | 7·9 |
| Menzies | 58,753 | 3,566 | 62,319 | 468,906 | 7·5 |
| Total, Eastern Goldfields | 158,380 | 20,859 | 179,239 | 1,411,097 | 7·9 |
| NORTHERN GOLDFIELDS DIVISION— | | | | | |
| Mount Margaret | 47,494 | | 47,494 | 328,063 | 6·9 |
| Wiluna | 84,572 | 230 | 84,802 | 500,993 | 5·9 |
| Leonora | 169,054 | 1,756 | 170,810 | 1,037,029 | 6·1 |
| Black Range | 59,077 | 250 | 59,327 | 365,535 | 6·2 |
| Yalgoo | 116,343 | 3,212 | 119,557 | 801,418 | 6·7 |
| Mount Magnet | 35,685 | 100 | 35,785 | 267,849 | 7·5 |
| Cue | 62,430 | 100 | 62,530 | 299,978 | 4·8 |
| Meekatharra | 110,052 | | 110,052 | 664,912 | 6·0 |
| Total, Northern Goldfields | 684,709 | 5,648 | 690,357 | 4,265,777 | 6·2 |
| NORTH-WESTERN DIVISION— | | | | | |
| Murchison | 152,976 | 417 | 153,393 | 845,810 | 5·5 |
| Shark Bay | 62,046 | 1,574 | 63,620 | 461,788 | 7·3 |
| Gascoyne-Minilya | 498,009 | 12,588 | 510,597 | 3,860,385 | 7·6 |
| Upper Gascoyne | 203,721 | | 203,721 | 1,186,750 | 5·8 |
| Ashburton | 467,266 | 3,024 | 470,290 | 2,948,746 | 6·3 |
| Tableland | 107,531 | 927 | 108,458 | 599,574 | 5·5 |
| Roebourne | 252,226 | 5,658 | 257,884 | 1,596,925 | 6·2 |
| Total, North-Western | 1,743,775 | 24,188 | 1,767,963 | 11,499,978 | 6·5 |
| NORTHERN DIVISION— | | | | | |
| Nullagine | 108,160 | | 108,160 | 627,593 | 5·8 |
| Port Hedland | 208,924 | 12,347 | 221,271 | 1,463,281 | 6·6 |
| Marble Bar | 257,121 | 5,677 | 262,798 | 1,766,480 | 6·7 |
| Broome | 40,218 | 6,100 | 46,318 | 304,848 | 6·6 |
| West Kimberley | 219,237 | 33,129 | 252,366 | 1,618,072 | 6·4 |
| Hall's Creek | 3,133 | 300 | 3,433 | 21,103 | 6·1 |
| Total, Northern | 836,793 | 57,553 | 894,346 | 5,801,377 | 6·5 |
| GRAND TOTAL, W.A. | 8,162,104 | 1,223,711 | 9,385,815 | 63,537,200 | 6·8 |

V. MISCELLANEOUS.

No. 45.—Pearl and Pearl Shell Fisheries, 1927 to 31st December, 1936.

| Year. Ended 30th June | Vessels. | | Labour. | | | | | | | | | | Quantity of Pearl Shell. | Value of Pearl Shell. | Value of Pearls. | Value of Boats and Equip- ment. |
|-----------------------------|----------|------------------------|---------|-----------------------------|----------|-----------|------------|--------|---------|--------|-------------------|------------------|-----------------------------------|-----------------------------|------------------------|--|
| | No. | Total Ton- nage. | White. | Aboriginal (Australian). | Asiatic. | | | | | | Total Asiatic. | Total Labour. | | | | |
| | | | | | Chinese. | Japanese. | Ko-panger. | Malay. | Manila. | Other. | | | | | | |
| 1927 | 209 | 2,530 | 123 | 20 | 72 | 682 | 372 | 173 | 28 | ... | 1,327 | 1,470 | 1,113 | 169,904 | 26,695 | 93,283 |
| 1928 | 151 | 1,787 | 83 | 31 | 52 | 480 | 219 | 119 | 19 | 10 | 899 | 1,013 | 923 | 145,460 | 16,531 | 75,476 |
| 1929 | 140 | 1,672 | 74 | 13 | 56 | 424 | 244 | 114 | 18 | 3 | 859 | 946 | 923 | 146,487 | 22,420 | 73,452 |
| 1930 | 130 | 1,645 | 54 | 24 | 54 | 419 | 226 | 101 | 14 | 10 | 824 | 902 | 933 | 158,120 | 16,413 | 71,664 |
| 1931 | 127 | 1,559 | 51 | 19 | 40 | 298 | 251 | 102 | 11 | 5 | 707 | 777 | 671 | 104,299 | 7,597 | 58,524 |
| 1932 | 132 | 1,698 | 49 | 30 | 37 | 268 | 279 | 158 | 8 | 7 | 757 | 836 | 616 | 98,690 | 4,415 | 54,318 |
| 1933 | 122 | 1,478 | 58 | 17 | 34 | 277 | 210 | 173 | 8 | 2 | 704 | 779 | 733 | 97,664 | 6,171 | 58,307 |
| 1934 | 123 | 1,460 | 40 | 19 | 34 | 278 | 218 | 174 | 7 | 4 | 715 | 774 | 799 | 85,374 | 6,574 | 57,426 |
| 1935 | 113 | 1,304 | 44 | 47 | 44 | 261 | 164 | 132 | 5 | 5 | 611 | 702 | 815 | 74,441 | 6,814 | 53,450 |
| 6 months ended | | | | | | | | | | | | | | | | |
| 81-12-35 | 87 | 924 | 43 | 37 | 25 | 200 | 88 | 116 | 7 | 13 | 449 | 529 | 434 | 45,543 | 2,816 | 46,795 |
| 1936 (a) | 90 | 1,036 | 26 | 37 | 29 | 246 | 127 | 135 | 6 | 8 | 551 | 614 | 825 | 102,817 | 5,200 | 60,435 |

(a) Year ended 31st December.

No. 46.—General Fisheries (excluding Edible Oysters and Pearl Shell), 1927 to 31st December, 1936.

| Year Ended 30th June | No. of Boats Engaged. | Value of Boats and Equipment. | No. of Men Employed. | Total Take. | | Value of Take. | |
|----------------------------|--------------------------|-------------------------------------|-------------------------|-------------|-----------|----------------|-----------|
| | | | | Fish. | Crayfish. | Fish. | Crayfish. |
| 1927 | 241 | 40,656 | 523 | 31,368 | 8,857 | 87,831 | 4,429 |
| 1928 | 265 | 43,355 | 528 | 31,814 | 12,990 | 89,079 | 6,495 |
| 1929 | 264 | 57,255 | 559 | 37,213 | 13,116 | 104,196 | 6,558 |
| 1930 | 291 | 62,683 | 620 | 37,200 | 13,747 | 90,000 | 6,873 |
| 1931 | 313 | 55,453 | 692 | 42,400 | 12,294 | 125,280 | 4,917 |
| 1932 | 258 | 54,100 | 551 | 36,917 | 16,371 | 103,367 | 6,134 |
| 1933 | 257 | 55,974 | 571 | 38,034 | 11,442 | 106,495 | 4,747 |
| 1934 | 273 | 61,212 | 557 | 37,031 | 20,803 | 103,686 | 6,402 |
| 1935 | 273 | 54,217 | 523 | 34,428 | 20,141 | 96,400 | 6,870 |
| 6 months ended | | | | | | | |
| 81-12-35 | 257 | 55,057 | 545 | 14,381 | 6,373 | 40,268 | 2,457 |
| 1936 (a) | 276 | 52,138 | 610 | 35,521 | 24,626 | 111,891 | 8,619 |

(a) Year ended 31st December.

No. 47.—Employment of Labour on Farms and Stations showing the Average Number of Persons permanently Employed, during 1936.

| Statistical Districts and Divisions. | In Farm Work principally. | | In Dairy Work principally. | | In Orchards, Vineyards and Market Gardens principally. | | In Pastoral Pursuits principally. | | Classification of Employees shown in preceding columns. | | | | | | Total Number permanently employed. | |
|--|---------------------------|-----------|----------------------------|-----------|--|-----------|-----------------------------------|-----------|---|-----------|-----------|-----------|-------------|-----------|------------------------------------|-----------|
| | Males. | | Females. | | Males. | | Females. | | White Races. | | Asiatics. | | Aborigines. | | | |
| | No. | Fe-males. | No. | Fe-males. | No. | Fe-males. | No. | Fe-males. | No. | Fe-males. | No. | Fe-males. | No. | Fe-males. | | |
| METROPOLITAN DIVISION— | No. | Fe-males. | No. | Fe-males. | No. | Fe-males. | No. | Fe-males. | No. | Fe-males. | No. | Fe-males. | No. | Fe-males. | No. | Fe-males. |
| Perth | ... | ... | 13 | ... | 392 | 9 | 2 | ... | 563 | 22 | 69 | ... | ... | ... | 22 | ... |
| Bayswater | ... | ... | 8 | ... | 36 | ... | ... | ... | 22 | 1 | 22 | ... | ... | ... | 1 | ... |
| Bassendean | ... | ... | 3 | ... | 31 | ... | ... | ... | 4 | ... | ... | ... | ... | ... | 4 | ... |
| Swan (Part) | ... | ... | 34 | ... | 11 | ... | 7 | ... | 46 | 3 | 1 | ... | ... | ... | 48 | ... |
| Belmont Park | ... | ... | 67 | ... | 5 | ... | 2 | ... | 80 | 5 | ... | ... | ... | ... | 80 | ... |
| South Perth | ... | ... | ... | ... | 21 | ... | ... | ... | 6 | ... | 21 | ... | ... | ... | 27 | ... |
| Canning | ... | ... | ... | ... | 3 | ... | ... | ... | 33 | ... | ... | ... | ... | ... | 33 | ... |
| Melville | ... | ... | ... | ... | 12 | ... | ... | ... | 15 | ... | ... | ... | ... | ... | 15 | ... |
| Nedlands | ... | ... | ... | ... | 5 | ... | ... | ... | 13 | ... | ... | ... | ... | ... | 13 | ... |
| Claremont (M.) | ... | ... | ... | ... | 3 | ... | ... | ... | 5 | ... | ... | ... | ... | ... | 5 | ... |
| Fremantle (Part) | ... | ... | ... | ... | 13 | ... | ... | ... | 4 | ... | 9 | ... | ... | ... | 13 | ... |
| Total Metropolitan | ... | ... | 408 | 22 | 495 | 9 | 11 | ... | 791 | 31 | 122 | ... | ... | ... | 914 | 31 |
| NORTHERN AGRICULTURAL DIVISION— | No. | Fe-males. | No. | Fe-males. | No. | Fe-males. | No. | Fe-males. | No. | Fe-males. | No. | Fe-males. | No. | Fe-males. | No. | Fe-males. |
| Northampton | 308 | 12 | ... | ... | ... | ... | ... | ... | 327 | 15 | 2 | ... | ... | ... | 335 | 16 |
| Mullewa | 268 | ... | 1 | ... | 1 | ... | 25 | ... | 258 | 2 | ... | ... | ... | ... | 300 | 2 |
| Upper Chapman | 273 | 6 | ... | ... | ... | ... | 29 | ... | 306 | 6 | 1 | ... | ... | ... | 307 | 7 |
| Geraldton | 49 | ... | 1 | ... | 103 | ... | 39 | ... | 102 | 9 | ... | ... | ... | ... | 201 | ... |
| Greenough | 76 | ... | ... | ... | ... | ... | 39 | ... | 116 | ... | ... | ... | ... | ... | 116 | ... |
| Irwin | 44 | ... | ... | ... | ... | ... | ... | ... | 50 | 2 | ... | ... | ... | ... | 51 | 2 |
| Mingenew | 131 | 7 | ... | ... | ... | ... | 47 | ... | 176 | 14 | 1 | ... | ... | ... | 178 | 14 |
| Morawa | 354 | 15 | ... | ... | ... | ... | 4 | ... | 359 | 17 | ... | ... | ... | ... | 359 | 17 |
| Perenjori | 341 | 19 | ... | ... | ... | ... | 23 | ... | 358 | 21 | ... | ... | ... | ... | 364 | 21 |
| Three Springs | 200 | 31 | ... | ... | ... | ... | 9 | ... | 202 | 31 | ... | ... | ... | ... | 202 | 31 |
| Carmanah | 384 | 6 | ... | ... | ... | ... | 36 | ... | 393 | 6 | ... | ... | ... | ... | 393 | 6 |
| Dalwallinu | 486 | ... | ... | ... | ... | ... | 46 | ... | 522 | 3 | ... | ... | ... | ... | 522 | 3 |
| Dandaragan | 11 | ... | ... | ... | ... | ... | ... | ... | 57 | ... | ... | ... | ... | ... | 57 | ... |
| Moora | 360 | 1 | ... | ... | ... | ... | 68 | ... | 438 | ... | ... | ... | ... | ... | 440 | 1 |
| Wongan-Ballidu | 414 | ... | ... | ... | ... | ... | 12 | ... | 416 | ... | ... | ... | ... | ... | 416 | ... |
| Victoria Plains | 229 | ... | ... | ... | ... | ... | 9 | ... | 235 | ... | ... | ... | ... | ... | 247 | ... |
| Gingin | 38 | 2 | ... | ... | ... | ... | 85 | ... | 152 | 20 | ... | ... | ... | ... | 152 | 20 |
| Chittering | 61 | 4 | ... | ... | ... | ... | 17 | ... | 176 | 19 | ... | ... | ... | ... | 176 | 19 |
| Wanneroo | ... | ... | ... | ... | ... | ... | 5 | ... | 247 | ... | ... | ... | ... | ... | 267 | ... |
| Swan (Part) | 14 | ... | ... | ... | ... | ... | 11 | ... | 409 | 3 | 2 | ... | ... | ... | 501 | 3 |
| Toodyay | 182 | 5 | ... | ... | ... | ... | 8 | ... | 321 | 11 | ... | ... | ... | ... | 377 | 11 |
| Goomalling | 374 | 3 | ... | ... | ... | ... | 18 | ... | 577 | 15 | ... | ... | ... | ... | 583 | 15 |
| Northam | 806 | 2 | ... | ... | ... | ... | 38 | ... | 800 | 4 | ... | ... | ... | ... | 883 | 10 |
| Meekering | 575 | 3 | ... | ... | ... | ... | 3 | ... | 580 | ... | ... | ... | ... | ... | 580 | ... |
| Kellerberrin | 443 | 3 | ... | ... | ... | ... | 3 | ... | 450 | ... | ... | ... | ... | ... | 450 | ... |
| Merredin | 457 | 8 | ... | ... | ... | ... | 4 | ... | 460 | 12 | ... | ... | ... | ... | 470 | 12 |
| Doverin | 366 | 1 | ... | ... | ... | ... | ... | ... | 365 | 3 | 2 | ... | ... | ... | 367 | 3 |
| Wyalkatchem | 396 | 10 | ... | ... | ... | ... | ... | ... | 396 | 10 | ... | ... | ... | ... | 396 | 10 |

No. 47.—Employment of Labour on Farms and Stations showing the Average Number of Persons permanently Employed during 1936.—continued.

| Statistical Districts and Divisions. | In Farm Work principally. | | In Dairy Work principally. | | In Orchards, Vineyards and Market Gardens principally. | | In Pastoral Pursuits principally. | | Classification of Employees shown in preceding columns. | | | | | | Total Number permanently employed. | | | | | |
|--|---------------------------|------------|----------------------------|--------------|--|------------|-----------------------------------|-----------|---|---------------|-----------|-----------|-----------|-----------|------------------------------------|--------------|--------|-----------|--------|-----------|
| | | | | | | | | | White Races. | | | Asiatics. | | | Aborigines. | | | | | |
| | Males. | Fe-males. | Males. | Fe-males. | Males. | Fe-males. | Males. | Fe-males. | Males. | Fe-males. | Males. | Fe-males. | Males. | Fe-males. | Males. | Fe-males. | Males. | Fe-males. | Males. | Fe-males. |
| NORTHERN AGRICULTURAL DIVISION—continued. | | | | | | | | | | | | | | | | | | | | |
| Kooris | 7 | No. | 42 | No. | 937 | No. | 569 | No. | 7 | No. | 249 | No. | 37 | No. | 249 | No. | 7 | No. | 249 | No. |
| Mount Marshall | 415 | 6 | 2 | 8 | 100 | 6 | 1 | 1 | 8 | 415 | 8 | 1 | 1 | 8 | 415 | 8 | 1 | 1 | 415 | 8 |
| Mukinbudin | 290 | 1 | 3 | 8 | 272 | 56 | 2 | 5 | 106 | 290 | 106 | 14 | 14 | 106 | 290 | 106 | 1 | 1 | 290 | 106 |
| Kununoppin-Trayning | 280 | 3 | 5 | 8 | 154 | 8 | 2 | 2 | 368 | 280 | 368 | 27 | 27 | 368 | 27 | 368 | 27 | 27 | 368 | 27 |
| Nungarin | 172 | 3 | 1 | 7 | 23 | 7 | 1 | 18 | 139 | 172 | 139 | 50 | 50 | 139 | 50 | 139 | 50 | 50 | 139 | 50 |
| Westonia | 208 | 1 | 1 | 4 | 44 | 4 | 5 | 57 | 30 | 208 | 30 | 2 | 2 | 30 | 208 | 30 | 2 | 2 | 208 | 30 |
| Total, Northern Agricultural | 8,754 | 155 | 208 | 42 | 937 | 9 | 569 | 37 | 241 | 10,417 | 19 | 1 | 32 | 1 | 10,468 | 243 | | | | |
| SOUTH-WESTERN DIVISION— | | | | | | | | | | | | | | | | | | | | |
| <i>No. 1 Subdivision:</i> | | | | | | | | | | | | | | | | | | | | |
| Mundaring | 4 | 9 | 64 | 2 | 248 | 33 | 5 | 1 | 43 | 321 | 43 | 1 | 1 | 43 | 321 | 43 | 1 | 1 | 321 | 43 |
| Darling Range | 188 | 2 | 50 | 4 | 100 | 6 | 1 | 1 | 8 | 236 | 8 | 1 | 1 | 8 | 236 | 8 | 1 | 1 | 236 | 8 |
| Goanells | 59 | 4 | 133 | 50 | 272 | 56 | 2 | 2 | 106 | 160 | 106 | 14 | 14 | 106 | 160 | 106 | 14 | 14 | 160 | 106 |
| Fremantle (Part) | 27 | 3 | 185 | 21 | 154 | 8 | 2 | 5 | 27 | 306 | 27 | 2 | 2 | 27 | 306 | 27 | 2 | 2 | 306 | 27 |
| Armadale-Keimsoott | 111 | 3 | 111 | 43 | 23 | 7 | 1 | 18 | 50 | 111 | 50 | 7 | 7 | 111 | 50 | 7 | 7 | 111 | 50 | |
| Rockingham | 8 | 1 | 159 | 38 | 44 | 4 | 5 | 20 | 30 | 217 | 30 | 1 | 1 | 30 | 217 | 30 | 1 | 1 | 217 | 30 |
| Serpentine-Jarraldale | 23 | 1 | 147 | 32 | 65 | 5 | 28 | 2 | 218 | 242 | 218 | 2 | 2 | 218 | 242 | 218 | 2 | 2 | 242 | 218 |
| Murray | 22 | 1 | 147 | 32 | 65 | 5 | 28 | 2 | 218 | 242 | 218 | 2 | 2 | 218 | 242 | 218 | 2 | 2 | 242 | 218 |
| Drakesbrook | 62 | 5 | 395 | 89 | 38 | 3 | 73 | 2 | 93 | 567 | 93 | 1 | 1 | 93 | 568 | 94 | 1 | 1 | 568 | 94 |
| Harvey | 5 | 1 | 102 | 4 | 68 | 4 | 4 | 2 | 42 | 201 | 42 | 1 | 1 | 42 | 201 | 42 | 1 | 1 | 201 | 42 |
| Bunbury | 213 | 5 | 213 | 38 | 17 | 4 | 3 | 3 | 46 | 213 | 46 | 3 | 3 | 213 | 248 | 49 | 3 | 3 | 248 | 49 |
| Darriannup | 24 | 5 | 200 | 48 | 17 | 11 | 2 | 2 | 59 | 248 | 59 | 2 | 2 | 248 | 248 | 59 | 2 | 2 | 248 | 59 |
| Capel | 8 | 3 | 159 | 50 | 178 | 12 | 22 | 5 | 66 | 369 | 66 | 1 | 1 | 369 | 369 | 66 | 1 | 1 | 369 | 66 |
| Preston | 10 | 8 | 422 | 80 | 3 | 1 | 12 | 2 | 314 | 465 | 314 | 1 | 1 | 465 | 465 | 314 | 1 | 1 | 465 | 314 |
| Sussex | 29 | 8 | 155 | 28 | 67 | 2 | 10 | 2 | 30 | 236 | 30 | 2 | 2 | 236 | 236 | 30 | 2 | 2 | 236 | 30 |
| Ballingup | 6 | 5 | 93 | 24 | 24 | 1 | 16 | 1 | 12 | 133 | 12 | 1 | 1 | 133 | 133 | 12 | 1 | 1 | 133 | 12 |
| Greenbushes | 6 | 1 | 24 | 6 | 25 | 4 | 4 | 1 | 6 | 311 | 6 | 1 | 1 | 311 | 311 | 6 | 1 | 1 | 311 | 6 |
| Upper Blackwood | 279 | 1 | 367 | 16 | 9 | 1 | 16 | 1 | 12 | 368 | 12 | 1 | 1 | 368 | 368 | 12 | 1 | 1 | 368 | 12 |
| Augusta-Margaret River | 1 | 1 | 158 | 9 | 5 | 1 | 1 | 1 | 19 | 164 | 19 | 1 | 1 | 164 | 164 | 19 | 1 | 1 | 164 | 19 |
| Nannup | 26 | 1 | 188 | 8 | 250 | 5 | 19 | 2 | 14 | 433 | 14 | 2 | 2 | 433 | 433 | 14 | 2 | 2 | 433 | 14 |
| Bridgeview | 214 | 16 | 627 | 169 | 69 | 9 | 47 | 2 | 106 | 627 | 106 | 2 | 2 | 627 | 627 | 106 | 2 | 2 | 627 | 106 |
| Manjimup | 130 | 8 | 13 | 2 | 13 | 13 | 80 | 2 | 16 | 502 | 16 | 2 | 2 | 502 | 502 | 16 | 2 | 2 | 502 | 16 |
| Plantagenet | 104 | 8 | 181 | 6 | 87 | 6 | 6 | 6 | 6 | 269 | 6 | 6 | 6 | 269 | 269 | 6 | 6 | 6 | 269 | 6 |
| Denmark | 1 | 1 | 110 | 21 | 173 | 13 | 18 | 13 | 42 | 408 | 42 | 4 | 4 | 408 | 408 | 42 | 4 | 4 | 408 | 42 |
| Albany | 113 | 8 | 4,468 | 21 | 173 | 13 | 18 | 13 | 42 | 408 | 42 | 4 | 4 | 408 | 408 | 42 | 4 | 4 | 408 | 42 |
| Total, No. 1 Subdivision | 1,089 | 46 | 4,468 | 1,020 | 2,437 | 189 | 482 | 16 | 1,268 | 8,437 | 34 | 3 | 5 | 5 | 8,476 | 1,271 | | | | |

| No. 2 Subdivision: | | 389 | 12 | 2 | 18 | 15 | 421 | 2 | 13 | 3 | 484 | 2 |
|-------------------------------|-----|-------|-----|-------|-------|-------|--------|-------|-----|-----|--------|-------|
| York | ... | ... | ... | ... | ... | ... | ... | ... | ... | ... | ... | ... |
| Quadrading | ... | 437 | 1 | 2 | ... | 3 | 437 | 2 | ... | ... | 440 | 2 |
| Bruce Rock | ... | 386 | 1 | 1 | ... | 3 | 487 | 1 | ... | ... | 589 | 1 |
| Naremben | ... | 365 | 2 | ... | ... | 3 | 365 | 2 | ... | ... | 119 | 2 |
| Wandering | ... | 80 | 3 | ... | 5 | 36 | 119 | 3 | ... | ... | 380 | 3 |
| Beverley | ... | 259 | 1 | 8 | ... | 113 | 380 | 9 | ... | ... | 277 | 9 |
| Brookton | ... | 265 | 1 | 2 | ... | 3 | 277 | 43 | ... | ... | 256 | 6 |
| Pingelly | ... | 241 | 6 | 2 | ... | 10 | 256 | 6 | ... | ... | 473 | 2 |
| Corrigin | ... | 472 | 2 | ... | ... | 1 | 473 | 2 | ... | ... | 352 | ... |
| Kondinin | ... | 352 | ... | ... | 5 | 6 | 352 | 7 | ... | ... | 195 | 7 |
| Cuballing | ... | 182 | 2 | 1 | ... | ... | 195 | ... | ... | ... | 407 | 12 |
| Wickepin | ... | 355 | 2 | ... | 1 | 7 | 364 | 12 | ... | ... | 85 | ... |
| Kullin | ... | 406 | 12 | ... | ... | 1 | 406 | ... | ... | ... | 213 | 5 |
| Maradong | ... | 21 | ... | ... | 1 | 61 | 85 | ... | ... | ... | 309 | 2 |
| Williams | ... | 73 | 2 | ... | 11 | 136 | 209 | 5 | ... | ... | 201 | 98 |
| Narrogin | ... | 269 | 11 | ... | 2 | 18 | 304 | 2 | ... | ... | 331 | 194 |
| West Arthur | ... | 157 | 7 | ... | 1 | 41 | 201 | 98 | ... | ... | 518 | 1 |
| Wagin | ... | 307 | 187 | ... | 2 | 15 | 331 | 194 | ... | ... | 373 | 2 |
| Dumbleyung | ... | 516 | 2 | ... | 3 | ... | 518 | 1 | ... | ... | 199 | ... |
| Lake Grace | ... | 369 | 1 | ... | 3 | ... | 373 | 24 | ... | ... | 258 | ... |
| Woodanilling | ... | 154 | 2 | ... | 1 | ... | 159 | ... | ... | ... | 183 | 14 |
| Katanning | ... | 244 | 8 | ... | 1 | ... | 199 | 1 | ... | ... | 190 | 5 |
| Kent | ... | 197 | 1 | ... | 5 | ... | 450 | 14 | ... | ... | 381 | 18 |
| Kojonup | ... | 341 | 4 | ... | 7 | ... | 188 | 5 | ... | ... | 8,502 | 458 |
| Broomehill | ... | 173 | 4 | ... | 1 | ... | 188 | 5 | ... | ... | 16,978 | 1,729 |
| Tambellup | ... | 46 | 5 | ... | 2 | ... | 380 | 18 | ... | ... | 42 | 22 |
| Gnowangerup | ... | 338 | 14 | ... | 3 | ... | 188 | 5 | ... | ... | 152 | 49 |
| Total, No. 2 Subdivision | ... | 7,594 | 406 | 79 | 60 | 769 | 8,472 | 458 | 19 | 11 | 8,502 | 458 |
| Total, South-Western | ... | 8,683 | 452 | 4,547 | 2,497 | 1,251 | 16,909 | 1,726 | 53 | 16 | 16,978 | 1,729 |
| EASTERN GOLDFIELDS DIVISION— | | | | | | | | | | | | |
| Phillips River | ... | 35 | 16 | 1 | ... | 6 | 42 | 21 | ... | ... | 42 | 22 |
| Esperance | ... | 84 | 29 | 2 | ... | 50 | 137 | 47 | ... | ... | 152 | 49 |
| Dundas | ... | 86 | 32 | 1 | ... | 9 | 94 | 33 | ... | ... | 37 | 35 |
| Yilgarn | ... | 499 | 12 | ... | ... | ... | 500 | 12 | ... | ... | 500 | 12 |
| Coolgardie | ... | ... | ... | ... | ... | ... | 12 | 1 | ... | ... | 13 | 1 |
| Kalgoorlie | ... | ... | ... | ... | 41 | ... | 134 | 13 | ... | ... | 138 | 13 |
| Menzies | ... | ... | ... | ... | ... | ... | 57 | 10 | ... | ... | 62 | 10 |
| Total, Eastern Goldfields | ... | 704 | 89 | 67 | 50 | 183 | 976 | 137 | ... | 28 | 1,004 | 142 |
| NORTHERN GOLDFIELDS DIVISION— | | | | | | | | | | | | |
| Mount Margaret | ... | ... | ... | 2 | ... | 40 | 31 | 7 | ... | ... | 42 | 13 |
| Wiluna | ... | ... | ... | 12 | ... | 15 | 80 | 19 | ... | ... | 92 | 21 |
| Leonora | ... | ... | ... | 3 | 1 | 135 | 126 | 17 | ... | ... | 139 | 21 |
| Black Range | ... | ... | ... | ... | ... | 55 | 55 | 19 | ... | ... | 55 | 19 |
| Yalgoo | ... | ... | ... | ... | ... | 128 | 107 | 17 | ... | ... | 128 | 26 |
| Mount Magnet | ... | ... | ... | ... | 1 | 49 | 43 | 12 | ... | ... | 49 | 18 |
| Cue | ... | ... | ... | ... | ... | 87 | 74 | 7 | ... | ... | 88 | 12 |
| Meekatharra | ... | ... | ... | ... | ... | 184 | 128 | 23 | ... | ... | 185 | 54 |
| Total, Northern Goldfields | ... | ... | 18 | 8 | 2 | 758 | 644 | 121 | 4 | 1 | 775 | 184 |

No. 48.—Employment of Agricultural and Pastoral Labour, 1927 to 1936.

Permanent Agricultural, Pastoral, Orchard, and Vineyard Labour employed during Years 1927 to 1936.

| Year. | Number of Persons employed principally in— | | | | | | Classification of Employees shown in preceding columns. | | | | | | | | | | | | Total. |
|-------|--|-------|-----------|-------|--|-----|---|-------|--------------|-------|------|----|-----------|-------|-------------|-------|----|----|--------|
| | Farming. | | Dairying. | | Orchards, Vineyards, and Market Gardens. | | Pastoral Pursuits. | | White Races. | | | | Asiatics. | | Aborigines. | | M. | F. | |
| | M. | F. | M. | F. | M. | F. | M. | F. | M. | F. | M. | F. | M. | F. | | | | | |
| 1927 | 22,561 | 2,599 | 1,579 | 582 | 2,560 | 319 | 5,033 | 1,500 | 39,865 | 4,035 | 415 | 5 | 2,053 | 1,270 | 32,333 | 5,310 | | | |
| 1928 | 23,090 | 2,592 | 3,306 | 582 | 2,950 | 252 | 3,306 | 1,575 | 37,261 | 3,644 | 375 | 7 | 2,018 | 1,260 | 33,654 | 4,911 | | | |
| 1929 | 23,432 | 2,700 | 3,929 | 709 | 3,269 | 352 | 5,272 | 1,564 | 37,694 | 3,801 | 308 | 9 | 1,905 | 1,205 | 34,902 | 5,105 | | | |
| 1930 | 23,289 | 2,513 | 3,619 | 972 | 3,195 | 292 | 4,691 | 1,345 | 37,579 | 3,806 | 358* | 8 | 1,802 | 1,130 | 34,707 | 5,082 | | | |
| 1931 | 22,195 | 2,319 | 3,635 | 1,123 | 3,351 | 323 | 4,657 | 1,415 | 37,040 | 3,859 | 258 | 6 | 1,847 | 1,215 | 34,071 | 5,080 | | | |
| 1932 | 22,592 | 1,401 | 4,437 | 1,296 | 3,457 | 254 | 4,660 | 1,317 | 33,024 | 2,824 | 292 | 6 | 1,920 | 1,208 | 35,176 | 4,038 | | | |
| 1933 | 21,167 | 1,036 | 5,142 | 1,305 | 3,758 | 234 | 5,655 | 1,425 | 33,659 | 2,761 | 242 | 1 | 1,884 | 1,238 | 35,752 | 4,000 | | | |
| 1934 | 19,965 | 993 | 5,089 | 1,159 | 3,510 | 134 | 5,729 | 1,431 | 32,557 | 2,658 | 198 | 6 | 1,808 | 1,133 | 34,503 | 3,797 | | | |
| 1935 | 18,993 | 849 | 5,465 | 1,249 | 3,522 | 243 | 5,452 | 1,437 | 31,337 | 2,597 | 282 | 2 | 1,833 | 1,199 | 33,502 | 3,798 | | | |
| 1936 | 18,234 | 785 | 5,261 | 1,143 | 4,053 | 233 | 5,514 | 1,466 | 31,912 | 2,385 | 240 | 5 | 1,840 | 1,247 | 33,092 | 3,637 | | | |

PART V.—LAND SETTLEMENT, AGRICULTURE, LIVE STOCK, AND
METEOROLOGICAL STATISTICS.

| | | | | | | | | | |
|------------------------|----------------|----------|-----------|-----------|-----------|-----------|-----------|-----------|------------|
| Quinces | per bus. | 0 5 2 | 0 6 1 | 1 0 7 | 1 14 7 | 1 11 11 | 2 0 7 | 2 0 11 | 1 10 7 |
| Passion Fruit | per open case | 1 10 4 | 1 17 2 | 0 5 2 | 0 13 9 | 0 5 1 | 0 13 2 | 0 0 5 1 | 0 6 0 |
| Grapes | per lb. | 0 4 8 | 0 0 4 1 | 0 15 0 | 0 13 9 | 0 5 1 | 0 13 2 | 0 0 5 1 | 0 6 0 |
| Cape Gooseberries | per doz. pnts. | 0 13 0 | 0 0 0 4 1 | 0 15 0 | 0 13 9 | 0 5 1 | 0 13 2 | 0 0 11 8 | 0 11 0 4 1 |
| Strawberries | per doz. pnts. | 0 13 0 | 0 0 0 4 1 | 0 15 0 | 0 13 9 | 0 5 1 | 0 13 2 | 0 0 11 8 | 0 11 0 4 1 |
| Beans, Broad | per lb. | 0 0 2 1 | 0 0 0 2 1 | 0 0 2 1 | 0 0 1 1 1 | 0 0 2 1 | 0 0 1 1 1 | 0 0 1 1 1 | 0 0 2 1 |
| Beans, French | per doz. behs. | 0 0 11 1 | 0 0 10 1 | 0 0 10 1 | 0 0 10 1 | 0 0 10 1 | 0 0 10 1 | 0 0 10 1 | 0 0 10 1 |
| Beetroot | per cwt. | 0 11 0 | 0 7 4 | 0 8 3 | 0 10 0 | 0 11 4 | 0 12 2 | 0 12 2 | 0 11 3 |
| Cabbages | per doz. | 0 1 9 1 | 0 1 9 0 | 0 1 4 0 | 0 1 2 1 | 0 1 4 0 | 0 1 2 1 | 0 1 4 0 | 0 1 3 0 |
| Cauliflowers | per doz. behs. | 0 2 11 | 0 2 11 | 0 2 8 0 | 0 2 8 0 | 0 2 8 0 | 0 2 8 0 | 0 2 8 0 | 0 2 8 0 |
| Carrots | per doz. hds. | 0 1 0 0 | 0 1 0 0 | 0 1 0 0 | 0 1 0 0 | 0 1 0 0 | 0 1 0 0 | 0 1 0 0 | 0 1 0 0 |
| Celery | per doz. | 0 3 6 0 | 0 2 4 0 | 0 2 11 1 | 0 2 11 1 | 0 2 11 1 | 0 2 11 1 | 0 2 11 1 | 0 2 11 1 |
| Cucumbers | per crate. | 0 1 7 1 | 0 1 6 1 | 0 1 9 1 | 0 1 6 1 | 0 1 9 1 | 0 1 6 1 | 0 1 9 1 | 0 1 6 1 |
| Lettuce | per doz. | 0 4 7 1 | 0 3 8 0 | 0 3 5 0 | 0 3 5 0 | 0 3 5 0 | 0 3 5 0 | 0 3 5 0 | 0 3 5 0 |
| Marrows | per lb. | 0 8 5 0 | 0 7 10 0 | 0 7 2 0 | 0 7 2 0 | 0 7 2 0 | 0 7 2 0 | 0 7 2 0 | 0 7 2 0 |
| Melons, Rock | per cwt. | 0 7 5 0 | 0 7 0 0 | 0 7 2 0 | 0 7 2 0 | 0 7 2 0 | 0 7 2 0 | 0 7 2 0 | 0 7 2 0 |
| Melons, Water | per cwt. | 0 8 4 0 | 0 9 6 0 | 0 11 1 0 | 0 11 1 0 | 0 11 1 0 | 0 11 1 0 | 0 11 1 0 | 0 11 1 0 |
| Onions, Brown | per doz. behs. | 0 2 0 1 | 0 2 0 1 | 0 2 0 1 | 0 2 0 1 | 0 2 0 1 | 0 2 0 1 | 0 2 0 1 | 0 2 0 1 |
| Onions, White | per lb. | 0 3 8 0 | 0 4 10 0 | 0 6 4 0 | 0 6 4 0 | 0 6 4 0 | 0 6 4 0 | 0 6 4 0 | 0 6 4 0 |
| Peas, Green | per cwt. | 0 11 2 0 | 0 7 7 0 | 0 6 1 0 | 0 6 1 0 | 0 6 1 0 | 0 6 1 0 | 0 6 1 0 | 0 6 1 0 |
| Potatoes | per lb. | 0 0 1 0 | 0 0 1 0 | 0 0 1 0 | 0 0 1 0 | 0 0 1 0 | 0 0 1 0 | 0 0 1 0 | 0 0 1 0 |
| Pumpkins | per lb. | 0 5 0 0 | 0 4 0 0 | 0 5 0 0 | 0 5 0 0 | 0 5 0 0 | 0 5 0 0 | 0 5 0 0 | 0 5 0 0 |
| Rhubarb | 32 lb. case | 0 1 8 1 | 0 1 7 0 | 0 1 9 1 | 0 1 7 0 | 0 1 9 1 | 0 1 7 0 | 0 1 9 1 | 0 1 7 0 |
| Tomatoes | per doz. behs. | 0 8 8 0 | 0 6 4 0 | 0 7 3 0 | 0 6 4 0 | 0 7 3 0 | 0 6 4 0 | 0 7 3 0 | 0 6 4 0 |
| Turnips | per cwt. | 0 0 4 0 | 0 0 4 0 | 0 0 4 0 | 0 0 4 0 | 0 0 4 0 | 0 0 4 0 | 0 0 4 0 | 0 0 4 0 |
| Turnips, Swedes | per lb. | 0 0 4 0 | 0 0 4 0 | 0 0 4 0 | 0 0 4 0 | 0 0 4 0 | 0 0 4 0 | 0 0 4 0 | 0 0 4 0 |
| Sweet Potatoes | per lb. | 0 0 4 0 | 0 0 4 0 | 0 0 4 0 | 0 0 4 0 | 0 0 4 0 | 0 0 4 0 | 0 0 4 0 | 0 0 4 0 |
| Milk | per gal. | 0 1 3 0 | 0 1 3 0 | 0 1 3 1 | 0 1 3 0 | 0 1 3 1 | 0 1 3 0 | 0 1 3 1 | 0 1 3 0 |
| Butter (Local), Prime | per lb. | 0 1 4 1 | 0 1 4 1 | 0 1 4 1 | 0 1 4 1 | 0 1 4 1 | 0 1 4 1 | 0 1 4 1 | 0 1 4 1 |
| Butter (Local), Medium | per lb. | 0 1 2 1 | 0 1 3 0 | 0 1 3 0 | 0 1 3 0 | 0 1 3 0 | 0 1 3 0 | 0 1 3 0 | 0 1 3 0 |
| Butter (Local), Pastry | per lb. | 0 1 1 1 | 0 1 1 1 | 0 1 1 1 | 0 1 1 1 | 0 1 1 1 | 0 1 1 1 | 0 1 1 1 | 0 1 1 1 |
| Cheese | per lb. | 0 0 10 1 | 0 0 10 1 | 0 0 10 1 | 0 0 10 1 | 0 0 10 1 | 0 0 10 1 | 0 0 10 1 | 0 0 10 1 |
| Bacon | per lb. | 0 0 10 1 | 0 0 10 1 | 0 0 10 1 | 0 0 10 1 | 0 0 10 1 | 0 0 10 1 | 0 0 10 1 | 0 0 10 1 |
| Ham | per lb. | 0 0 10 1 | 0 0 10 1 | 0 0 10 1 | 0 0 10 1 | 0 0 10 1 | 0 0 10 1 | 0 0 10 1 | 0 0 10 1 |
| Lard | per lb. | 0 0 7 1 | 0 0 7 1 | 0 0 7 1 | 0 0 7 1 | 0 0 7 1 | 0 0 7 1 | 0 0 7 1 | 0 0 7 1 |
| FARMYARD PRODUCE— | | | | | | | | | |
| Turkeys, Cocks | per pair | 1 5 4 | 1 6 3 | 1 6 5 | 1 6 3 | 1 6 5 | 1 6 3 | 1 6 5 | 1 6 3 |
| Turkeys, Hens | per pair | 0 13 7 | 0 12 5 | 0 13 3 | 0 12 5 | 0 13 3 | 0 12 5 | 0 13 3 | 0 12 5 |
| Drakes, Muscovy | per pair | 0 9 11 | 0 7 11 | 0 7 5 | 0 8 5 | 0 7 5 | 0 8 5 | 0 7 5 | 0 8 5 |
| Drakes, Ordinary | per pair | 0 3 0 | 0 2 3 | 0 2 6 | 0 2 6 | 0 2 6 | 0 2 6 | 0 2 6 | 0 2 6 |
| Ducks, Muscovy | per pair | 0 4 11 | 0 4 2 | 0 4 5 | 0 4 11 | 0 4 5 | 0 4 11 | 0 4 5 | 0 4 11 |
| Ducks, Ordinary | per pair | 0 2 9 | 0 2 2 | 0 3 3 | 0 2 3 | 0 2 3 | 0 2 3 | 0 2 3 | 0 2 3 |
| Geese | per pair | 0 9 9 | 0 6 6 | 0 7 0 | 0 7 0 | 0 7 0 | 0 7 0 | 0 7 0 | 0 7 0 |
| Cockerals | per pair | 0 7 2 | 0 6 8 | 0 6 11 | 0 6 8 | 0 6 11 | 0 6 8 | 0 6 11 | 0 6 8 |
| Fowls | per pair | 0 4 4 | 0 4 0 | 0 4 3 | 0 4 6 | 0 4 3 | 0 4 6 | 0 4 3 | 0 4 6 |
| Pigeons | per pair | 0 0 10 1 | 0 0 9 1 | 0 0 8 1 | 0 0 11 1 | 0 0 8 1 | 0 0 11 1 | 0 0 8 1 | 0 0 11 1 |
| Honey | per 60 lb. tin | 0 12 0 | 0 13 4 | 0 12 3 | 0 11 6 | 0 11 9 | 0 11 3 | 0 11 3 | 0 11 0 |
| Eggs | per doz. | 0 0 10 1 | 0 0 1 1 1 | 0 0 1 1 1 | 0 0 1 1 1 | 0 0 1 1 1 | 0 0 1 1 1 | 0 0 1 1 1 | 0 0 1 1 1 |

α Inclusive of Flour Tax of £2 12s. 6d. removed on the 24th February.

PART V.—LAND SETTLEMENT, AGRICULTURE, LIVE STOCK, AND
METEOROLOGICAL STATISTICS.

| | | | | | | | | | | | | | | | | |
|---------|------|--------|--------|--------|---------|---------|--------|---------|---------|---------|---------|---------|---------|---------|---------|--------|
| Good— | Wool | 0 13 3 | 0 14 4 | 0 16 2 | 0 19 11 | 1 3 4 | 1 11 8 | 1 9 9 | 1 8 9 | 1 2 6 | 1 2 6 | 1 3 6 | 1 3 6 | 1 3 6 | 1 3 6 | 0 15 3 |
| Shorn— | Wool | 0 11 2 | 0 12 2 | 0 13 5 | 0 17 7 | 0 10 11 | 1 5 2 | 1 1 9 | 1 2 3 | 0 19 1 | 0 19 1 | 0 19 9 | 0 19 9 | 0 19 9 | 0 19 9 | 0 13 6 |
| Medium— | Wool | 0 7 10 | 0 8 4 | 0 10 2 | 0 13 4 | 0 15 4 | 0 17 6 | 0 17 5 | 0 13 9 | 0 16 0 | 0 16 0 | 0 16 0 | 0 16 0 | 0 16 0 | 0 16 0 | 0 13 6 |
| Store— | Wool | 0 11 0 | 0 12 3 | 0 14 4 | 0 18 8 | 1 2 6 | 1 9 1 | 1 9 0 | 1 7 9 | 1 5 6 | 1 5 6 | 1 5 6 | 1 5 6 | 1 5 6 | 1 5 6 | 0 9 9 |
| Shorn— | Wool | 0 9 2 | 0 10 5 | 0 12 2 | 0 15 8 | 0 19 1 | 1 5 6 | 1 3 6 | 1 0 6 | 0 16 0 | 0 16 0 | 0 16 0 | 0 16 0 | 0 16 0 | 0 16 0 | 0 14 0 |
| Prime— | Wool | 0 6 9 | 0 7 11 | 0 10 2 | 0 13 3 | 0 16 0 | 1 1 3 | 0 18 0 | 0 14 6 | 0 15 9 | 0 15 9 | 0 15 9 | 0 15 9 | 0 15 9 | 0 15 9 | 0 11 0 |
| Shorn— | Wool | 0 3 10 | 0 5 2 | 0 7 3 | 0 10 6 | 0 12 3 | 0 15 9 | 0 13 6 | 0 10 3 | 0 12 3 | 0 12 3 | 0 12 3 | 0 12 3 | 0 12 3 | 0 12 3 | 0 9 0 |
| Medium— | Wool | 0 15 6 | 0 17 3 | 0 19 4 | 1 4 3 | 1 6 3 | 1 16 3 | 1 17 0 | 1 13 3 | 1 6 3 | 1 6 3 | 1 6 3 | 1 6 3 | 1 6 3 | 1 6 3 | 0 5 9 |
| Store— | Wool | 0 13 5 | 0 14 3 | 0 16 0 | 1 0 0 | 1 3 6 | 1 11 8 | 1 9 9 | 1 8 9 | 1 3 6 | 1 3 6 | 1 3 6 | 1 3 6 | 1 3 6 | 1 3 6 | 0 17 9 |
| Prime— | Wool | 0 11 2 | 0 12 3 | 0 13 9 | 0 17 9 | 0 19 9 | 1 5 2 | 1 1 9 | 1 2 3 | 0 19 9 | 0 19 9 | 0 19 9 | 0 19 9 | 0 19 9 | 0 19 9 | 0 15 3 |
| Shorn— | Wool | 0 8 3 | 0 9 0 | 0 11 3 | 0 14 6 | 0 16 3 | 0 17 6 | 0 17 5 | 0 13 9 | 0 16 3 | 0 16 3 | 0 16 3 | 0 16 3 | 0 16 3 | 0 16 3 | 0 13 6 |
| Medium— | Wool | 0 11 3 | 0 12 9 | 0 15 0 | 0 19 3 | 1 3 3 | 1 9 1 | 1 9 0 | 1 7 9 | 1 3 3 | 1 3 3 | 1 3 3 | 1 3 3 | 1 3 3 | 1 3 3 | 0 9 9 |
| Store— | Wool | 0 9 3 | 0 10 6 | 0 12 2 | 0 16 0 | 0 18 11 | 1 5 6 | 1 3 6 | 1 0 6 | 0 18 11 | 0 18 11 | 0 18 11 | 0 18 11 | 0 18 11 | 0 18 11 | 0 14 0 |
| Prime— | Wool | 0 7 0 | 0 7 9 | 0 10 3 | 0 13 6 | 0 16 0 | 1 1 3 | 0 18 0 | 0 14 6 | 0 16 0 | 0 16 0 | 0 16 0 | 0 16 0 | 0 16 0 | 0 16 0 | 0 11 0 |
| Shorn— | Wool | 0 4 3 | 0 5 9 | 0 8 8 | 0 11 3 | 0 12 5 | 0 15 9 | 0 13 6 | 0 10 3 | 0 12 5 | 0 12 5 | 0 12 5 | 0 12 5 | 0 12 5 | 0 12 5 | 0 9 0 |
| Medium— | Wool | 0 18 6 | 0 18 5 | 0 19 5 | 1 2 0 | 1 4 5 | 1 8 1 | 1 7 0 | 1 3 0 | 1 4 5 | 1 4 5 | 1 4 5 | 1 4 5 | 1 4 5 | 1 4 5 | 0 5 9 |
| Store— | Wool | 0 18 3 | 0 15 9 | 0 17 1 | 0 19 11 | 1 1 11 | 1 3 8 | 1 3 0 | 1 1 0 | 1 1 11 | 1 1 11 | 1 1 11 | 1 1 11 | 1 1 11 | 1 1 11 | 1 0 6 |
| Prime— | Wool | 0 16 2 | 0 12 7 | 0 14 5 | 0 17 1 | 0 18 2 | 0 19 9 | 0 18 3 | 0 17 0 | 0 18 2 | 0 18 2 | 0 18 2 | 0 18 2 | 0 18 2 | 0 18 2 | 0 16 3 |
| Shorn— | Wool | 0 13 3 | 0 10 4 | 0 11 8 | 0 14 0 | 0 15 3 | 0 17 1 | 0 16 6 | 0 14 6 | 0 15 3 | 0 15 3 | 0 15 3 | 0 15 3 | 0 15 3 | 0 15 3 | 0 14 9 |
| Medium— | Wool | 0 10 9 | 0 8 1 | 0 9 4 | 0 11 6 | 0 13 0 | 0 14 0 | 0 13 6 | 0 12 3 | 0 13 0 | 0 13 0 | 0 13 0 | 0 13 0 | 0 13 0 | 0 13 0 | 0 10 3 |
| Store— | Wool | 0 7 8 | 0 6 0 | 0 7 0 | 0 9 0 | 0 10 3 | 0 11 0 | 0 11 0 | 0 11 3 | 0 10 3 | 0 10 3 | 0 10 3 | 0 10 3 | 0 10 3 | 0 10 3 | 0 9 0 |
| Prime— | Wool | 0 5 0 | 0 19 0 | 0 17 2 | 1 0 6 | 1 1 3 | 1 8 9 | 1 7 3 | 1 5 9 | 1 1 3 | 1 1 3 | 1 1 3 | 1 1 3 | 1 1 3 | 1 1 3 | 0 5 9 |
| Shorn— | Wool | 0 16 9 | 0 16 6 | 0 14 6 | 0 18 3 | 0 19 6 | 1 4 0 | 1 4 9 | 1 3 0 | 0 19 6 | 0 19 6 | 0 19 6 | 0 19 6 | 0 19 6 | 0 19 6 | 1 0 6 |
| Medium— | Wool | 0 14 6 | 0 12 6 | 0 12 6 | 0 16 1 | 0 17 6 | 0 19 6 | 1 1 0 | 0 18 3 | 0 17 6 | 0 17 6 | 0 17 6 | 0 17 6 | 0 17 6 | 0 17 6 | 0 15 0 |
| Store— | Wool | 0 12 3 | 0 11 2 | 0 10 0 | 0 9 11 | 0 14 11 | 0 16 0 | 0 15 11 | 0 14 11 | 0 14 11 | 0 14 11 | 0 14 11 | 0 14 11 | 0 14 11 | 0 14 11 | 0 12 6 |
| Prime— | Wool | 0 8 3 | 0 10 0 | 0 8 3 | 0 12 8 | 0 14 11 | 0 16 0 | 0 15 11 | 0 14 11 | 0 14 11 | 0 14 11 | 0 14 11 | 0 14 11 | 0 14 11 | 0 14 11 | 0 10 3 |
| Shorn— | Wool | 0 5 0 | 0 19 0 | 0 17 2 | 1 0 6 | 1 1 3 | 1 8 9 | 1 7 3 | 1 5 9 | 1 1 3 | 1 1 3 | 1 1 3 | 1 1 3 | 1 1 3 | 1 1 3 | 0 11 0 |
| Medium— | Wool | 0 16 9 | 0 16 6 | 0 14 6 | 0 18 3 | 0 19 6 | 1 4 0 | 1 4 9 | 1 3 0 | 0 19 6 | 0 19 6 | 0 19 6 | 0 19 6 | 0 19 6 | 0 19 6 | 0 16 6 |
| Store— | Wool | 0 14 6 | 0 12 6 | 0 12 6 | 0 16 1 | 0 17 6 | 0 19 6 | 1 1 0 | 0 18 3 | 0 17 6 | 0 17 6 | 0 17 6 | 0 17 6 | 0 17 6 | 0 17 6 | 0 14 9 |
| Prime— | Wool | 0 12 3 | 0 11 2 | 0 10 0 | 0 9 11 | 0 14 11 | 0 16 0 | 0 15 11 | 0 14 11 | 0 14 11 | 0 14 11 | 0 14 11 | 0 14 11 | 0 14 11 | 0 14 11 | 0 12 6 |
| Shorn— | Wool | 0 8 3 | 0 10 0 | 0 8 3 | 0 12 8 | 0 14 11 | 0 16 0 | 0 15 11 | 0 14 11 | 0 14 11 | 0 14 11 | 0 14 11 | 0 14 11 | 0 14 11 | 0 14 11 | 0 10 3 |
| Medium— | Wool | 0 5 0 | 0 19 0 | 0 17 2 | 1 0 6 | 1 1 3 | 1 8 9 | 1 7 3 | 1 5 9 | 1 1 3 | 1 1 3 | 1 1 3 | 1 1 3 | 1 1 3 | 1 1 3 | 0 5 9 |
| Store— | Wool | 0 16 9 | 0 16 6 | 0 14 6 | 0 18 3 | 0 19 6 | 1 4 0 | 1 4 9 | 1 3 0 | 0 19 6 | 0 19 6 | 0 19 6 | 0 19 6 | 0 19 6 | 0 19 6 | 0 16 6 |
| Prime— | Wool | 0 14 6 | 0 12 6 | 0 12 6 | 0 16 1 | 0 17 6 | 0 19 6 | 1 1 0 | 0 18 3 | 0 17 6 | 0 17 6 | 0 17 6 | 0 17 6 | 0 17 6 | 0 17 6 | 0 15 0 |
| Shorn— | Wool | 0 12 3 | 0 11 2 | 0 10 0 | 0 9 11 | 0 14 11 | 0 16 0 | 0 15 11 | 0 14 11 | 0 14 11 | 0 14 11 | 0 14 11 | 0 14 11 | 0 14 11 | 0 14 11 | 0 12 6 |
| Medium— | Wool | 0 8 3 | 0 10 0 | 0 8 3 | 0 12 8 | 0 14 11 | 0 16 0 | 0 15 11 | 0 14 11 | 0 14 11 | 0 14 11 | 0 14 11 | 0 14 11 | 0 14 11 | 0 14 11 | 0 10 3 |
| Store— | Wool | 0 5 0 | 0 19 0 | 0 17 2 | 1 0 6 | 1 1 3 | 1 8 9 | 1 7 3 | 1 5 9 | 1 1 3 | 1 1 3 | 1 1 3 | 1 1 3 | 1 1 3 | 1 1 3 | 0 5 9 |
| Prime— | Wool | 0 16 9 | 0 16 6 | 0 14 6 | 0 18 3 | 0 19 6 | 1 4 0 | 1 4 9 | 1 3 0 | 0 19 6 | 0 19 6 | 0 19 6 | 0 19 6 | 0 19 6 | 0 19 6 | 0 16 6 |
| Shorn— | Wool | 0 14 6 | 0 12 6 | 0 12 6 | 0 16 1 | 0 17 6 | 0 19 6 | 1 1 0 | 0 18 3 | 0 17 6 | 0 17 6 | 0 17 6 | 0 17 6 | 0 17 6 | 0 17 6 | 0 15 0 |
| Medium— | Wool | 0 12 3 | 0 11 2 | 0 10 0 | 0 9 11 | 0 14 11 | 0 16 0 | 0 15 11 | 0 14 11 | 0 14 11 | 0 14 11 | 0 14 11 | 0 14 11 | 0 14 11 | 0 14 11 | 0 12 6 |
| Store— | Wool | 0 8 3 | 0 10 0 | 0 8 3 | 0 12 8 | 0 14 11 | 0 16 0 | 0 15 11 | 0 14 11 | 0 14 11 | 0 14 11 | 0 14 11 | 0 14 11 | 0 14 11 | 0 14 11 | 0 10 3 |
| Prime— | Wool | 0 5 0 | 0 19 0 | 0 17 2 | 1 0 6 | 1 1 3 | 1 8 9 | 1 7 3 | 1 5 9 | 1 1 3 | 1 1 3 | 1 1 3 | 1 1 3 | 1 1 3 | 1 1 3 | 0 5 9 |
| Shorn— | Wool | 0 16 9 | 0 16 6 | 0 14 6 | 0 18 3 | 0 19 6 | 1 4 0 | 1 4 9 | 1 3 0 | 0 19 6 | 0 19 6 | 0 19 6 | 0 19 6 | 0 19 6 | 0 19 6 | 0 16 6 |
| Medium— | Wool | 0 14 6 | 0 12 6 | 0 12 6 | 0 16 1 | 0 17 6 | 0 19 6 | 1 1 0 | 0 18 3 | 0 17 6 | 0 17 6 | 0 17 6 | 0 17 6 | 0 17 6 | 0 17 6 | 0 15 0 |
| Store— | Wool | 0 12 3 | 0 11 2 | 0 10 0 | 0 9 11 | 0 14 11 | 0 16 0 | 0 15 11 | 0 14 11 | 0 14 11 | 0 14 11 | 0 14 11 | 0 14 11 | 0 14 11 | 0 14 11 | 0 12 6 |
| Prime— | Wool | 0 8 3 | 0 10 0 | 0 8 3 | 0 12 8 | 0 14 11 | 0 16 0 | 0 15 11 | 0 14 11 | 0 14 11 | 0 14 11 | 0 14 11 | 0 14 11 | 0 14 11 | 0 14 11 | 0 10 3 |
| Shorn— | Wool | 0 5 0 | 0 19 0 | 0 17 2 | 1 0 6 | 1 1 3 | 1 8 9 | 1 7 3 | 1 5 9 | 1 1 3 | 1 1 3 | 1 1 3 | 1 1 3 | 1 1 3 | 1 1 3 | 0 5 9 |
| Medium— | Wool | 0 16 9 | 0 16 6 | 0 14 6 | 0 18 3 | 0 19 6 | 1 4 0 | 1 4 9 | 1 3 0 | 0 19 6 | 0 19 6 | 0 19 6 | 0 19 6 | 0 19 6 | 0 19 6 | 0 16 6 |
| Store— | Wool | 0 14 6 | 0 12 6 | 0 12 6 | 0 16 1 | 0 17 6 | 0 19 6 | 1 1 0 | 0 18 3 | 0 17 6 | 0 17 6 | 0 17 6 | 0 17 6 | 0 17 6 | 0 17 6 | 0 15 0 |
| Prime— | Wool | 0 12 3 | 0 11 2 | 0 10 0 | 0 9 11 | 0 14 11 | 0 16 0 | 0 15 11 | 0 14 11 | 0 14 11 | 0 14 11 | 0 14 11 | 0 14 11 | 0 14 11 | 0 14 11 | 0 12 6 |
| Shorn— | Wool | 0 8 3 | 0 10 0 | 0 8 3 | 0 12 8 | 0 14 11 | 0 16 0 | 0 15 11 | 0 14 11 | 0 14 11 | 0 14 11 | 0 14 11 | 0 14 11 | 0 14 11 | 0 14 11 | 0 10 3 |
| Medium— | Wool | 0 5 0 | 0 19 0 | 0 17 2 | 1 0 6 | 1 1 3 | 1 8 9 | 1 7 3 | 1 5 9 | 1 1 3 | 1 1 3 | 1 1 3 | 1 1 3 | 1 1 3 | 1 1 3 | 0 5 9 |
| Store— | Wool | 0 16 9 | 0 16 6 | 0 14 6 | 0 18 3 | 0 19 6 | 1 4 0 | 1 4 9 | 1 3 0 | 0 19 6 | 0 19 6 | 0 19 6 | 0 19 6 | 0 19 6 | 0 19 6 | 0 16 6 |
| Prime— | Wool | 0 14 6 | 0 12 6 | 0 12 6 | 0 16 1 | 0 17 6 | 0 19 6 | 1 1 0 | 0 18 3 | 0 17 6 | 0 17 6 | 0 17 6 | 0 17 6 | 0 17 6 | 0 17 6 | 0 15 0 |
| Shorn— | Wool | 0 12 3 | 0 11 2 | 0 10 0 | 0 9 11 | 0 14 11 | 0 16 0 | 0 15 11 | 0 14 11 | 0 14 11 | 0 14 11 | 0 14 11 | 0 14 11 | 0 14 11 | 0 14 11 | 0 12 6 |
| Medium— | Wool | 0 8 3 | 0 10 0 | 0 8 3 | 0 12 8 | 0 14 11 | 0 16 0 | 0 15 11 | 0 14 11 | 0 14 11 | 0 14 11 | 0 14 11 | 0 14 11 | 0 14 11 | 0 14 11 | 0 10 3 |
| Store— | Wool | 0 5 0 | 0 19 0 | 0 17 2 | 1 0 6 | 1 1 3 | 1 8 9 | 1 7 3 | 1 5 9 | 1 1 3 | 1 1 3 | 1 1 3 | 1 1 3 | 1 1 3 | 1 1 3 | 0 5 9 |
| Prime— | Wool | 0 16 9 | 0 16 6 | 0 14 6 | 0 18 3 | 0 19 6 | 1 4 0 | 1 4 9 | 1 3 0 | 0 19 6 | 0 19 6 | 0 19 6 | 0 19 6 | 0 19 6 | 0 19 6 | 0 16 6 |
| Shorn— | Wool | 0 14 6 | 0 12 6 | 0 12 6 | 0 16 1 | 0 17 6 | 0 19 6 | 1 1 0 | 0 18 3 | 0 17 6 | 0 17 6 | 0 17 6 | 0 17 6 | 0 17 6 | 0 17 6 | 0 15 0 |
| Medium— | Wool | 0 12 3 | 0 11 2 | 0 10 0 | 0 9 11 | 0 14 11 | 0 16 0 | 0 15 11 | 0 14 11 | 0 14 11 | 0 14 11 | 0 14 11 | 0 14 11 | 0 14 11 | 0 14 11 | 0 12 6 |
| Store— | Wool | 0 8 3 | 0 10 0 | 0 8 3 | 0 12 8 | 0 14 11 | 0 16 0 | 0 15 11 | 0 14 11 | 0 14 11 | 0 14 11 | 0 14 11 | | | | |

| KANGAROO SKINS— | | | | | | | | | | | | |
|--------------------------------------|----|----|----------------|----|----|----------------|----|----|----------------|----|----|----------------|
| <i>Reas:</i> | | | | | | | | | | | | |
| Winters | 0 | 2 | 6 | 0 | 2 | 4 | 0 | 2 | 3 | 0 | 1 | 8 |
| Incomings | 0 | 2 | 6 | 0 | 2 | 4 | 0 | 2 | 3 | 0 | 1 | 8 |
| Outgoings | 0 | 2 | 7 | 0 | 2 | 3 | 0 | 2 | 3 | 0 | 2 | 0 [†] |
| Summers | 0 | 2 | 3 | 0 | 2 | 0 | 0 | 2 | 0 | 0 | 1 | 5 |
| <i>Greys:</i> | | | | | | | | | | | | |
| Winters | 0 | 2 | 8 | 0 | 2 | 8 | 0 | 2 | 0 | 0 | 2 | 7 |
| Incomings | 0 | 2 | 8 | 0 | 2 | 4 | 0 | 2 | 0 | 0 | 2 | 8 |
| Outgoings | 0 | 2 | 8 | 0 | 2 | 0 | 0 | 2 | 0 | 0 | 2 | 8 |
| Summers | 0 | 2 | 4 | 0 | 2 | 2 | 0 | 2 | 0 | 0 | 2 | 4 |
| Heavies | 0 | 1 | 1 | 0 | 1 | 1 | 0 | 1 | 1 | 0 | 1 | 1 |
| <i>HIDES—</i> | | | | | | | | | | | | |
| <i>Ordinary Butchers' Condition:</i> | | | | | | | | | | | | |
| 30lbs. | 0 | 0 | 5 | 0 | 0 | 4 [‡] | 0 | 4 | 0 | 4 | 0 | 5 |
| 40 lbs. | 0 | 0 | 5 | 0 | 0 | 5 | 0 | 0 | 0 | 0 | 5 | 0 |
| 50 lbs. | 0 | 0 | 5 | 0 | 0 | 0 | 0 | 0 | 0 | 0 | 5 | 0 |
| 60 lbs. | 0 | 0 | 5 | 0 | 0 | 0 | 0 | 0 | 0 | 0 | 5 | 0 |
| Tickies | 0 | 0 | 0 | 0 | 0 | 0 | 0 | 0 | 0 | 0 | 0 | 0 |
| <i>TALLOW—</i> | | | | | | | | | | | | |
| Exceptional Lines | 24 | 10 | 0 | 23 | 10 | 0 | 22 | 16 | 8 | 19 | 15 | 0 |
| Good Mixed (in drums) | 23 | 0 | 0 | 22 | 6 | 8 | 21 | 6 | 8 | 19 | 16 | 8 |
| Good Mixed (in tins) | 21 | 16 | 8 | 20 | 6 | 8 | 19 | 16 | 8 | 18 | 13 | 4 |
| <i>MISCELLANEOUS—</i> | | | | | | | | | | | | |
| Brush Skins | 0 | 0 | 11 | 0 | 1 | 0 | 0 | 1 | 3 | 0 | 1 | 6 |
| Rabbit Skins | 0 | 1 | 7 | 0 | 1 | 8 [‡] | 0 | 1 | 8 [‡] | 0 | 2 | 4 |
| Horns | 0 | 14 | 0 | 0 | 15 | 8 | 0 | 14 | 8 | 0 | 13 | 10 |
| Cow Tails | 0 | 0 | 4 [‡] | 0 | 0 | 4 [‡] | 0 | 0 | 4 [‡] | 0 | 0 | 4 [‡] |
| Horse Hair | 0 | 1 | 7 [‡] | 0 | 1 | 9 | 0 | 1 | 9 | 0 | 1 | 11 |
| Manna Gum | 0 | 15 | 6 | 0 | 16 | 10 | 0 | 17 | 4 | 0 | 17 | 10 |
| Beeswax | 0 | 1 | 0 [†] | 0 | 1 | 0 | 0 | 1 | 0 | 0 | 1 | 0 [†] |

PART V.—LAND SETTLEMENT, AGRICULTURE, LIVE STOCK, AND
METEOROLOGICAL STATISTICS.

| | | | | | | | | | | | | |
|-------------------------|--------|--------|---------|---------|--------|--------|--------|---------|---------|---------|--------|--------|
| Quinces | 0 19 0 | 0 5 5 | 0 5 3 | 0 6 2 | 0 6 4 | 0 6 9 | 1 2 6 | 0 19 11 | 1 7 10 | 1 11 11 | 2 1 8 | 1 8 5 |
| Passion Fruit | 0 5 8 | 0 5 2 | 0 6 2 | 0 7 11 | 0 6 6 | 1 12 4 | 0 0 8 | 0 0 6 | 0 0 6 | 0 0 6 | 0 0 5 | 0 0 5 |
| Grapes | 0 0 5 | 0 0 4 | 0 0 4 | 0 16 0 | 0 15 0 | 0 14 0 | 0 0 8 | 0 0 0 | 0 15 2 | 0 13 4 | 0 13 5 | 0 10 9 |
| Cape Gooseberries | 0 10 0 | 0 0 0 | 0 0 0 | 0 0 0 | 0 0 0 | 0 0 0 | 0 18 3 | 0 0 0 | 0 0 0 | 0 0 0 | 0 0 0 | 0 0 0 |
| Strawberries | 0 10 0 | 0 0 0 | 0 0 0 | 0 16 0 | 0 15 0 | 0 14 0 | 0 0 8 | 0 0 0 | 0 0 0 | 0 0 0 | 0 0 0 | 0 0 0 |
| <i>Vegetables</i> | | | | | | | | | | | | |
| Beans, Broad | 0 1 6 | 0 2 4 | 0 0 3 | 0 0 2 | 0 0 3 | 0 0 5 | 0 0 6 | 0 0 3 | 0 0 5 | 0 0 1 | 0 0 1 | 0 0 2 |
| Beans, French | 0 9 2 | 0 14 2 | 0 16 3 | 0 10 11 | 0 8 0 | 0 1 2 | 0 0 1 | 0 0 2 | 0 0 6 | 0 0 11 | 0 0 10 | 0 0 10 |
| Beetroot | 0 9 2 | 0 18 3 | 0 15 8 | 0 11 11 | 0 8 0 | 0 8 5 | 0 7 10 | 0 12 9 | 0 10 2 | 0 9 7 | 0 7 9 | 0 7 3 |
| Cabbages | 0 1 2 | 0 4 4 | 0 0 9 | 0 0 2 | 0 1 10 | 0 1 9 | 0 2 3 | 0 4 0 | 0 3 6 | 0 2 4 | 0 1 7 | 0 1 1 |
| Cauliflowers | 0 2 7 | 0 3 2 | 0 2 10 | 0 3 1 | 0 2 11 | 0 3 8 | 0 2 11 | 0 3 9 | 0 4 4 | 0 3 11 | 0 3 9 | 0 3 4 |
| Carrots | 0 0 6 | 0 4 0 | 0 1 9 | 0 3 4 | 0 1 8 | 0 2 0 | 0 4 10 | 0 3 0 | 0 5 8 | 0 4 3 | 0 3 9 | 0 0 6 |
| Celery | 0 3 3 | 0 1 10 | 0 2 4 | 0 3 4 | 0 3 4 | 0 2 3 | 0 4 0 | 0 5 10 | 0 2 9 | 0 4 3 | 0 3 9 | 0 2 9 |
| Cucumbers | 0 3 3 | 0 1 10 | 0 2 4 | 0 3 4 | 0 3 4 | 0 2 3 | 0 4 0 | 0 5 10 | 0 2 9 | 0 4 3 | 0 3 9 | 0 2 9 |
| Lettuces | 0 6 5 | 0 7 2 | 0 6 0 | 0 3 6 | 0 1 8 | 0 2 0 | 0 4 10 | 0 5 10 | 0 2 9 | 0 4 3 | 0 3 9 | 0 2 9 |
| Mallows | 0 10 0 | 0 9 3 | 0 10 10 | 0 10 4 | 0 11 8 | 0 13 7 | 0 14 9 | 0 15 8 | 0 15 10 | 0 11 8 | 0 10 6 | 0 9 8 |
| Melons, Rock | 0 1 6 | 0 1 7 | 0 1 11 | 0 15 3 | 0 2 5 | 0 2 4 | 0 2 2 | 0 2 5 | 0 2 7 | 0 15 4 | 0 11 4 | 0 8 11 |
| Melons, Water | 0 0 5 | 0 0 5 | 0 0 7 | 0 0 5 | 0 0 6 | 0 0 6 | 0 0 5 | 0 0 4 | 0 0 3 | 0 0 3 | 0 0 2 | 0 0 3 |
| Onions, Brown | 0 10 0 | 0 8 3 | 0 8 6 | 0 8 8 | 0 8 4 | 0 8 11 | 0 8 7 | 0 8 2 | 0 9 10 | 0 8 0 | 0 5 0 | 0 4 10 |
| Onions, White | 0 8 10 | 0 8 3 | 0 8 6 | 0 8 8 | 0 8 4 | 0 8 11 | 0 8 7 | 0 8 2 | 0 9 10 | 0 8 0 | 0 5 0 | 0 4 10 |
| Parsnips | 0 0 10 | 0 0 1 | 0 0 1 | 0 0 2 | 0 0 5 | 0 0 6 | 0 0 6 | 0 0 7 | 0 0 7 | 0 0 7 | 0 0 7 | 0 0 7 |
| Potatoes | 0 4 1 | 0 3 8 | 0 1 6 | 0 7 8 | 0 8 2 | 0 9 4 | 0 8 6 | 0 5 7 | 0 9 10 | 0 8 0 | 0 9 7 | 0 5 1 |
| Pumpkins | 0 7 10 | 0 9 11 | 0 17 0 | 12 0 | 0 8 7 | 0 7 5 | 0 6 8 | 0 6 2 | 0 5 1 | 0 5 11 | 0 5 11 | 0 6 8 |
| Radishes | 0 0 3 | 0 0 2 | 0 0 1 | 0 0 1 | 0 0 1 | 0 0 1 | 0 0 1 | 0 0 1 | 0 0 1 | 0 0 1 | 0 0 1 | 0 0 1 |
| Turnips | 0 0 3 | 0 0 2 | 0 0 1 | 0 0 1 | 0 0 1 | 0 0 1 | 0 0 1 | 0 0 1 | 0 0 1 | 0 0 1 | 0 0 1 | 0 0 1 |
| Turnips, Swedes | 0 0 3 | 0 0 2 | 0 0 1 | 0 0 1 | 0 0 1 | 0 0 1 | 0 0 1 | 0 0 1 | 0 0 1 | 0 0 1 | 0 0 1 | 0 0 1 |
| Sweet Potatoes | 0 0 3 | 0 0 2 | 0 0 1 | 0 0 1 | 0 0 1 | 0 0 1 | 0 0 1 | 0 0 1 | 0 0 1 | 0 0 1 | 0 0 1 | 0 0 1 |
| <i>DAIRY PRODUCE</i> | | | | | | | | | | | | |
| Milk | 0 1 4 | 0 1 4 | 0 1 4 | 0 1 4 | 0 1 4 | 0 1 4 | 0 1 4 | 0 1 4 | 0 1 4 | 0 1 4 | 0 1 4 | 0 1 4 |
| Butter, Local (Prime) | 0 1 4 | 0 1 4 | 0 1 4 | 0 1 4 | 0 1 4 | 0 1 4 | 0 1 4 | 0 1 4 | 0 1 4 | 0 1 4 | 0 1 4 | 0 1 4 |
| Butter, Local (Medium) | 0 1 4 | 0 1 4 | 0 1 4 | 0 1 4 | 0 1 4 | 0 1 4 | 0 1 4 | 0 1 4 | 0 1 4 | 0 1 4 | 0 1 4 | 0 1 4 |
| Butter, Local (Factory) | 0 1 4 | 0 1 4 | 0 1 4 | 0 1 4 | 0 1 4 | 0 1 4 | 0 1 4 | 0 1 4 | 0 1 4 | 0 1 4 | 0 1 4 | 0 1 4 |
| Cheese | 0 0 10 | 0 0 10 | 0 0 11 | 0 0 10 | 0 0 11 | 0 0 10 | 0 0 11 | 0 0 10 | 0 0 11 | 0 0 10 | 0 0 11 | 0 0 10 |
| Bacon | 0 0 10 | 0 0 10 | 0 0 11 | 0 0 10 | 0 0 11 | 0 0 10 | 0 0 11 | 0 0 10 | 0 0 11 | 0 0 10 | 0 0 11 | 0 0 10 |
| Ham | 0 0 10 | 0 0 10 | 0 0 11 | 0 0 10 | 0 0 11 | 0 0 10 | 0 0 11 | 0 0 10 | 0 0 11 | 0 0 10 | 0 0 11 | 0 0 10 |
| Lard | 0 0 10 | 0 0 10 | 0 0 11 | 0 0 10 | 0 0 11 | 0 0 10 | 0 0 11 | 0 0 10 | 0 0 11 | 0 0 10 | 0 0 11 | 0 0 10 |
| <i>FARMYARD PRODUCE</i> | | | | | | | | | | | | |
| Turkeys, Cocks | 1 7 8 | 1 0 13 | 0 11 2 | 1 6 10 | 1 8 8 | 1 7 6 | 1 7 3 | 1 13 4 | 1 15 2 | 1 14 8 | 1 13 9 | 1 18 2 |
| Turkeys, Hens | 0 14 4 | 0 7 10 | 0 7 2 | 0 7 4 | 0 11 6 | 0 13 9 | 0 13 0 | 0 16 2 | 0 13 3 | 0 12 8 | 0 13 3 | 0 14 4 |
| Drakes, Muscovy | 0 9 5 | 0 2 6 | 0 2 6 | 0 7 4 | 0 7 10 | 0 7 8 | 0 7 6 | 0 12 0 | 0 13 0 | 0 13 6 | 0 13 6 | 0 13 4 |
| Drakes, Ordinary | 0 5 0 | 0 2 6 | 0 2 6 | 0 7 4 | 0 7 10 | 0 7 8 | 0 7 6 | 0 12 0 | 0 13 0 | 0 13 6 | 0 13 6 | 0 13 4 |
| Ducks, Muscovy | 0 1 0 | 0 2 6 | 0 2 6 | 0 7 4 | 0 7 10 | 0 7 8 | 0 7 6 | 0 12 0 | 0 13 0 | 0 13 6 | 0 13 6 | 0 13 4 |
| Ducks, Ordinary | 0 6 5 | 0 7 0 | 0 6 0 | 0 12 0 | 0 6 0 | 0 7 8 | 0 7 0 | 0 8 6 | 0 9 4 | 0 9 4 | 0 9 5 | 0 14 2 |
| Geese | 0 6 5 | 0 7 0 | 0 6 0 | 0 12 0 | 0 6 0 | 0 7 8 | 0 7 0 | 0 8 6 | 0 9 4 | 0 9 4 | 0 9 5 | 0 14 2 |
| Cockrels | 0 4 11 | 0 4 10 | 0 4 2 | 0 4 8 | 0 5 0 | 0 4 5 | 0 4 6 | 0 5 9 | 0 5 11 | 0 6 3 | 0 5 6 | 0 5 11 |
| Kowls | 0 6 0 | 0 4 10 | 0 4 2 | 0 4 8 | 0 5 0 | 0 4 5 | 0 4 6 | 0 5 9 | 0 5 11 | 0 6 3 | 0 5 6 | 0 5 11 |
| Pigeons | 0 6 0 | 0 4 10 | 0 4 2 | 0 4 8 | 0 5 0 | 0 4 5 | 0 4 6 | 0 5 9 | 0 5 11 | 0 6 3 | 0 5 6 | 0 5 11 |
| Honey | 0 10 8 | 0 11 0 | 0 12 0 | 0 11 6 | 0 12 6 | 0 11 9 | 0 11 9 | 0 12 3 | 0 11 6 | 0 11 6 | 0 13 0 | 0 12 0 |
| Eggs | 0 1 2 | 0 1 4 | 0 1 7 | 0 1 11 | 0 1 11 | 0 1 10 | 0 1 14 | 0 0 11 | 0 0 11 | 0 0 11 | 0 0 10 | 0 1 1 |

| | | | | | | | | | | | |
|---------------------------|---------|---------|---------|---------|--------|--------|---------|---------|---------|---------|---------|
| Good—Wool | 0 17 6 | 0 19 6 | 1 3 11 | 1 5 11 | 1 7 11 | 1 5 5 | 1 6 8 | 1 5 10 | 0 14 11 | 0 14 6 | 0 15 6 |
| Shorn | 0 15 0 | 0 15 11 | 0 19 4 | 1 3 6 | 1 3 5 | 1 0 9 | 1 3 5 | 0 13 3 | 0 14 11 | 0 14 6 | 0 15 6 |
| Medium—Wool | 0 14 0 | 0 12 6 | 0 13 6 | 0 18 4 | 0 16 4 | 0 15 4 | 0 17 0 | 0 11 8 | 0 12 8 | 0 12 6 | 0 13 10 |
| Shorn | 0 9 0 | 0 11 6 | 0 13 6 | 0 18 4 | 0 16 4 | 0 15 4 | 0 17 0 | 0 8 0 | 0 12 8 | 0 12 6 | 0 13 10 |
| Store—Wool | 0 7 6 | 0 7 6 | 0 13 6 | 0 18 4 | 0 16 4 | 0 15 4 | 0 17 0 | 0 8 0 | 0 8 10 | 0 8 11 | 0 10 0 |
| Shorn | 0 0 7 | 0 0 6 | 0 13 6 | 0 18 4 | 0 16 4 | 0 15 4 | 0 17 0 | 0 8 0 | 0 8 10 | 0 8 11 | 0 10 0 |
| <i>Merino Ewes:</i> | | | | | | | | | | | |
| Prime—Wool | 0 16 9 | 0 18 8 | 1 3 10 | 1 7 2 | 1 6 11 | 1 4 0 | 1 4 4 | 1 4 0 | 0 13 0 | 0 12 4 | 0 13 6 |
| Shorn | 0 14 0 | 0 15 5 | 0 19 2 | 1 3 5 | 1 2 11 | 0 19 8 | 1 1 4 | 1 1 0 | 0 13 8 | 0 12 4 | 0 13 6 |
| Good—Wool | 0 11 6 | 0 11 0 | 0 16 2 | 0 19 11 | 0 19 0 | 0 16 0 | 0 17 5 | 0 11 2 | 0 11 2 | 0 9 10 | 0 11 6 |
| Shorn | 0 9 9 | 0 8 0 | 0 16 2 | 0 19 11 | 0 19 0 | 0 16 0 | 0 17 5 | 0 17 7 | 0 11 2 | 0 9 10 | 0 11 6 |
| Medium—Wool | 0 9 9 | 0 8 0 | 0 16 2 | 0 19 11 | 0 19 0 | 0 16 0 | 0 17 5 | 0 17 7 | 0 9 1 | 0 7 7 | 0 9 5 |
| Shorn | 0 7 0 | 0 7 0 | 0 12 1 | 0 15 0 | 0 12 6 | 0 12 4 | 0 12 10 | 0 8 2 | 0 9 1 | 0 7 7 | 0 9 5 |
| Store—Wool | 0 7 0 | 0 7 8 | 0 12 1 | 0 15 0 | 0 12 6 | 0 12 4 | 0 12 10 | 0 8 2 | 0 6 10 | 0 5 10 | 0 6 7 |
| Shorn | 0 0 4 | 0 0 0 | 0 12 1 | 0 15 0 | 0 12 6 | 0 12 4 | 0 12 10 | 0 8 2 | 0 6 10 | 0 5 10 | 0 6 7 |
| <i>Crossbred Wethers:</i> | | | | | | | | | | | |
| Prime—Wool | 0 19 9 | 0 12 8 | 1 6 4 | 1 11 2 | 1 13 6 | 1 10 2 | 1 11 0 | 1 10 8 | 0 17 3 | 0 16 9 | 0 18 3 |
| Shorn | 0 17 6 | 0 18 2 | 1 1 4 | 1 5 10 | 1 9 3 | 1 6 0 | 1 7 9 | 1 7 2 | 0 14 9 | 0 14 6 | 0 15 10 |
| Good—Wool | 0 16 9 | 0 14 0 | 0 17 0 | 1 1 0 | 1 4 9 | 1 1 6 | 1 4 6 | 1 3 9 | 0 12 9 | 0 12 9 | 0 14 0 |
| Shorn | 0 15 6 | 0 14 0 | 0 17 0 | 1 1 0 | 1 4 9 | 1 1 6 | 1 4 6 | 1 3 9 | 0 12 9 | 0 12 9 | 0 14 0 |
| Medium—Wool | 0 15 6 | 0 14 0 | 0 17 0 | 1 1 0 | 1 4 9 | 1 1 6 | 1 4 6 | 1 3 9 | 0 12 9 | 0 12 9 | 0 14 0 |
| Shorn | 0 10 6 | 0 10 0 | 0 15 0 | 1 1 3 | 0 19 0 | 0 17 9 | 1 0 0 | 0 8 0 | 0 9 3 | 0 9 8 | 0 11 3 |
| Store—Wool | 0 10 6 | 0 10 0 | 0 15 0 | 1 1 3 | 0 19 0 | 0 17 9 | 1 0 0 | 0 8 0 | 0 9 3 | 0 9 8 | 0 11 3 |
| Shorn | 3 6 0 | 0 17 8 | 1 5 0 | 1 8 6 | 1 8 3 | 1 4 6 | 1 4 6 | 1 5 6 | 0 12 8 | 0 12 9 | 0 13 6 |
| Prime—Wool | 0 14 0 | 0 13 0 | 0 19 9 | 1 4 6 | 1 4 3 | 1 0 0 | 1 2 3 | 1 2 0 | 0 10 11 | 0 10 3 | 0 11 6 |
| Shorn | 0 11 9 | 0 11 6 | 0 16 11 | 1 1 0 | 1 0 0 | 0 17 0 | 0 19 0 | 0 19 3 | 0 9 3 | 0 8 5 | 0 9 6 |
| Good—Wool | 0 9 9 | 0 10 0 | 0 16 11 | 1 1 0 | 1 0 0 | 0 17 0 | 0 19 0 | 0 19 3 | 0 9 3 | 0 8 5 | 0 9 6 |
| Shorn | 0 6 0 | 0 7 0 | 0 13 11 | 0 17 9 | 0 14 9 | 0 14 0 | 0 14 6 | 0 15 6 | 0 7 0 | 0 6 9 | 0 7 2 |
| Medium—Wool | 0 6 0 | 0 8 0 | 0 13 11 | 0 17 9 | 0 14 9 | 0 14 0 | 0 14 6 | 0 15 6 | 0 7 0 | 0 6 9 | 0 7 2 |
| Shorn | 0 19 11 | 0 18 3 | 1 5 2 | 1 3 11 | 1 8 0 | 1 7 0 | 1 4 11 | 1 4 2 | 1 3 3 | 1 1 6 | 1 4 0 |
| Prime—Wool | 0 17 0 | 0 16 9 | 1 2 2 | 1 7 8 | 1 5 0 | 1 4 4 | 1 1 8 | 1 1 5 | 0 17 6 | 0 16 10 | 0 19 8 |
| Shorn | 0 16 0 | 0 15 7 | 1 2 2 | 1 7 8 | 1 5 0 | 1 4 4 | 1 1 8 | 1 1 5 | 0 18 0 | 0 19 0 | 0 20 0 |
| Good—Wool | 0 14 0 | 0 14 9 | 0 19 2 | 1 3 3 | 1 1 6 | 1 0 6 | 0 18 5 | 0 18 10 | 0 18 8 | 0 16 9 | 0 17 7 |
| Shorn | 0 9 6 | 0 13 0 | 0 15 10 | 0 16 4 | 0 17 3 | 0 16 9 | 0 15 7 | 0 15 8 | 0 14 0 | 0 13 6 | 0 15 2 |
| Medium—Wool | 0 8 0 | 0 10 0 | 0 12 6 | 0 15 0 | 0 13 6 | 0 13 2 | 0 11 4 | 0 12 10 | 0 10 0 | 0 11 3 | 0 13 2 |
| Shorn | 0 4 0 | 0 6 5 | 0 8 5 | 0 10 8 | 0 9 6 | 0 13 0 | 0 8 7 | 0 9 10 | 0 7 0 | 0 7 6 | 0 9 6 |
| Store—Wool | 0 4 0 | 0 6 5 | 0 8 5 | 0 10 8 | 0 9 6 | 0 13 0 | 0 8 7 | 0 9 10 | 0 7 0 | 0 7 6 | 0 9 6 |
| Shorn | 1 0 0 | 1 0 6 | 1 4 4 | 1 8 2 | 1 7 6 | 1 6 0 | 1 3 8 | 1 4 0 | 1 3 6 | 0 16 0 | 0 17 9 |
| Prime—Wool | 0 16 6 | 0 18 0 | 1 2 0 | 1 5 6 | 1 5 0 | 1 2 9 | 1 0 5 | 1 0 4 | 0 17 0 | 0 16 0 | 0 17 9 |
| Shorn | 0 14 6 | 0 15 9 | 0 18 0 | 1 1 6 | 1 0 8 | 0 18 0 | 0 16 8 | 0 17 6 | 0 14 6 | 0 14 9 | 0 15 0 |
| Good—Wool | 0 10 6 | 0 12 6 | 0 11 6 | 0 16 8 | 0 13 4 | 0 14 0 | 0 12 6 | 0 13 10 | 0 12 6 | 0 13 0 | 0 12 0 |
| Shorn | 0 9 0 | 0 10 0 | 0 14 10 | 0 16 8 | 0 13 4 | 0 14 0 | 0 12 6 | 0 13 10 | 0 12 6 | 0 13 0 | 0 12 0 |
| Medium—Wool | 0 9 0 | 0 10 9 | 0 14 10 | 0 16 8 | 0 13 4 | 0 14 0 | 0 12 6 | 0 13 10 | 0 12 6 | 0 13 0 | 0 12 0 |
| Shorn | 0 9 0 | 0 10 9 | 0 14 10 | 0 16 8 | 0 13 4 | 0 14 0 | 0 12 6 | 0 13 10 | 0 12 6 | 0 13 0 | 0 12 0 |
| Plain—Wool | 0 9 0 | 0 10 9 | 0 14 10 | 0 16 8 | 0 13 4 | 0 14 0 | 0 12 6 | 0 13 10 | 0 12 6 | 0 13 0 | 0 12 0 |
| Shorn | 0 9 0 | 0 10 9 | 0 14 10 | 0 16 8 | 0 13 4 | 0 14 0 | 0 12 6 | 0 13 10 | 0 12 6 | 0 13 0 | 0 12 0 |
| Store—Wool | 0 9 0 | 0 10 9 | 0 14 10 | 0 16 8 | 0 13 4 | 0 14 0 | 0 12 6 | 0 13 10 | 0 12 6 | 0 13 0 | 0 12 0 |
| Shorn | 0 9 0 | 0 10 9 | 0 14 10 | 0 16 8 | 0 13 4 | 0 14 0 | 0 12 6 | 0 13 10 | 0 12 6 | 0 13 0 | 0 12 0 |
| <i>Merino Hoggies:</i> | | | | | | | | | | | |
| Prime—Wool | 0 16 9 | 0 18 8 | 1 3 10 | 1 7 2 | 1 6 11 | 1 4 0 | 1 4 4 | 1 4 0 | 0 13 0 | 0 12 4 | 0 13 6 |
| Shorn | 0 14 0 | 0 15 5 | 0 19 2 | 1 3 5 | 1 2 11 | 0 19 8 | 1 1 4 | 1 1 0 | 0 13 8 | 0 12 4 | 0 13 6 |
| Good—Wool | 0 11 6 | 0 11 0 | 0 16 2 | 0 19 11 | 0 19 0 | 0 16 0 | 0 17 5 | 0 11 2 | 0 11 2 | 0 9 10 | 0 11 6 |
| Shorn | 0 9 9 | 0 8 0 | 0 16 2 | 0 19 11 | 0 19 0 | 0 16 0 | 0 17 5 | 0 17 7 | 0 11 2 | 0 9 10 | 0 11 6 |
| Medium—Wool | 0 9 9 | 0 8 0 | 0 16 2 | 0 19 11 | 0 19 0 | 0 16 0 | 0 17 5 | 0 17 7 | 0 9 1 | 0 7 7 | 0 9 5 |
| Shorn | 0 7 0 | 0 7 8 | 0 12 1 | 0 15 0 | 0 12 6 | 0 12 4 | 0 12 10 | 0 8 2 | 0 6 10 | 0 5 10 | 0 6 7 |
| Store—Wool | 0 7 0 | 0 7 8 | 0 12 1 | 0 15 0 | 0 12 6 | 0 12 4 | 0 12 10 | 0 8 2 | 0 6 10 | 0 5 10 | 0 6 7 |
| Shorn | 1 0 0 | 1 2 8 | 1 6 4 | 1 11 2 | 1 13 6 | 1 10 2 | 1 11 0 | 1 10 8 | 0 17 3 | 0 16 9 | 0 18 3 |
| Prime—Wool | 0 19 9 | 0 17 6 | 1 1 4 | 1 5 10 | 1 9 3 | 1 6 0 | 1 7 9 | 1 7 2 | 0 14 9 | 0 14 6 | 0 15 10 |
| Shorn | 0 16 9 | 0 14 0 | 0 17 0 | 1 1 0 | 1 4 9 | 1 1 6 | 1 4 6 | 1 3 9 | 0 12 9 | 0 12 9 | 0 14 0 |
| Good—Wool | 0 15 6 | 0 14 0 | 0 17 0 | 1 1 0 | 1 4 9 | 1 1 6 | 1 4 6 | 1 3 9 | 0 12 9 | 0 12 9 | 0 14 0 |
| Shorn | 0 10 6 | 0 10 0 | 0 15 0 | 1 1 3 | 0 19 0 | 0 17 9 | 1 0 0 | 0 8 0 | 0 9 3 | 0 9 8 | 0 11 3 |
| Medium—Wool | 0 10 6 | 0 10 0 | 0 15 0 | 1 1 3 | 0 19 0 | 0 17 9 | 1 0 0 | 0 8 0 | 0 9 3 | 0 9 8 | 0 11 3 |
| Shorn | 3 6 0 | 0 17 8 | 1 5 0 | 1 8 6 | 1 8 3 | 1 4 6 | 1 4 6 | 1 5 6 | 0 12 8 | 0 12 9 | 0 13 6 |
| Prime—Wool | 0 14 0 | 0 13 0 | 0 19 9 | 1 4 6 | 1 4 3 | 1 0 0 | 1 2 3 | 1 2 0 | 0 10 11 | 0 10 3 | 0 11 6 |
| Shorn | 0 11 9 | 0 11 6 | 0 16 11 | 1 1 0 | 1 0 0 | 0 17 0 | 0 19 0 | 0 19 3 | 0 9 3 | 0 8 5 | 0 9 6 |
| Good—Wool | 0 9 9 | 0 10 0 | 0 16 11 | 1 1 0 | 1 0 0 | 0 17 0 | 0 19 0 | 0 19 3 | 0 9 3 | 0 8 5 | 0 9 6 |
| Shorn | 0 6 0 | 0 7 0 | 0 13 11 | 0 17 9 | 0 14 9 | 0 14 0 | 0 14 6 | 0 15 6 | 0 7 0 | 0 6 9 | 0 7 2 |
| Medium—Wool | 0 6 0 | 0 8 0 | 0 13 11 | 0 17 9 | 0 14 9 | 0 14 0 | 0 14 6 | 0 15 6 | 0 7 0 | 0 6 9 | 0 7 2 |
| Shorn | 0 19 11 | 0 18 3 | 1 5 2 | 1 3 11 | 1 8 0 | 1 7 0 | 1 4 11 | 1 4 2 | 1 3 3 | 1 1 6 | 1 4 0 |
| Prime—Wool | 0 17 0 | 0 16 9 | 1 2 2 | 1 7 8 | 1 5 0 | 1 4 4 | 1 1 8 | 1 1 5 | 0 17 6 | 0 16 10 | 0 19 8 |
| Shorn | 0 16 0 | 0 15 7 | 1 2 2 | 1 7 8 | 1 5 0 | 1 4 4 | 1 1 8 | 1 1 5 | 0 18 0 | 0 19 0 | 0 20 0 |
| Good—Wool | 0 14 0 | 0 14 9 | 0 19 2 | 1 3 3 | 1 1 6 | 1 0 6 | 0 18 5 | 0 18 10 | 0 18 8 | 0 16 9 | 0 17 7 |
| Shorn | 0 9 6 | 0 13 0 | 0 15 10 | 0 16 4 | 0 17 3 | 0 16 9 | 0 15 7 | 0 15 8 | 0 14 0 | 0 13 6 | 0 15 2 |
| Medium—Wool | 0 8 0 | 0 10 0 | 0 12 6 | 0 15 0 | 0 13 6 | 0 13 2 | 0 11 4 | 0 12 10 | 0 10 0 | 0 11 3 | 0 13 2 |
| Shorn | 0 4 0 | 0 6 5 | 0 8 5 | 0 10 8 | 0 9 6 | 0 13 0 | 0 8 7 | 0 9 10 | 0 7 0 | 0 7 6 | 0 9 6 |
| Store—Wool | 0 4 0 | 0 6 5 | 0 8 5 | 0 10 8 | 0 9 6 | 0 13 0 | 0 8 7 | 0 9 10 | 0 7 0 | 0 7 6 | 0 9 6 |
| Shorn | 1 0 0 | 1 0 6 | 1 4 4 | 1 8 2 | 1 7 6 | 1 6 0 | 1 3 8 | 1 4 0 | 1 3 6 | 0 16 0 | 0 17 9 |
| Prime—Wool | 0 16 6 | 0 18 0 | 1 2 0 | 1 5 6 | 1 5 0 | 1 2 9 | 1 0 5 | 1 0 4 | 0 17 0 | 0 16 0 | 0 17 9 |
| Shorn | 0 14 6 | 0 15 9 | 0 18 0 | 1 1 6 | 1 0 8 | 0 18 0 | 0 16 8 | 0 17 6 | 0 14 6 | 0 14 9 | 0 15 0 |
| Good—Wool | 0 10 6 | 0 12 6 | 0 11 6 | 0 16 8 | 0 13 4 | 0 14 0 | 0 12 6 | 0 13 10 | 0 12 6 | 0 13 0 | 0 12 0 |
| Shorn | 0 9 0 | 0 10 0 | 0 14 10 | 0 16 8 | 0 13 4 | 0 14 0 | 0 12 6 | 0 13 10 | 0 12 6 | 0 13 0 | 0 12 0 |
| Medium—Wool | 0 9 0 | 0 10 9 | 0 14 10 | 0 16 8 | 0 13 4 | 0 14 0 | 0 12 6 | 0 13 10 | 0 12 6 | 0 13 0 | 0 12 0 |
| Shorn | 0 9 0 | 0 10 9 | 0 14 10 | 0 16 8 | 0 13 4 | 0 14 0 | 0 12 6 | 0 13 10 | 0 12 6 | 0 13 0 | 0 12 0 |
| Plain—Wool | 0 9 0 | 0 10 9 | 0 14 10 | 0 16 8 | 0 13 4 | 0 14 0 | 0 12 6 | 0 13 10 | 0 12 6 | 0 13 0 | 0 12 0 |
| Shorn | 0 9 0 | 0 10 9 | 0 14 10 | 0 16 8 | 0 13 4 | 0 14 0 | 0 12 6 | 0 13 10 | 0 12 6 | 0 13 0 | 0 12 0 |

No. 51.—Average Prices of Wheat and Wool, 1900-1 to 1936-37.

| Wheat. | | Wool. | | |
|---------|----------------------------------|----------|------------------------------|-------------------------------------|
| Season. | Average F.O.B. Price per bushel. | Year. | Average F.O.B. Price per lb. | Average Local Selling Price per lb. |
| | s. d. | | pence. | pence. |
| 1900-1 | 4 0 | 1901 | 6.50 | ... |
| 1901-2 | (a) | 1902 | 8.25 | ... |
| 1902-3 | (a) | 1903 | 8.00 | ... |
| 1903-4 | 3 3 | 1904 | 8.05 | ... |
| 1904-5 | 3 5 | 1905 | 8.05 | ... |
| 1905-6 | 3 8½ | 1906 | 9.46 | ... |
| 1906-7 | 3 11½ | 1907 | 9.54 | ... |
| 1907-8 | 4 3 | 1908 | 7.33 | ... |
| 1908-9 | 4 1½ | 1909 | 8.86 | ... |
| 1909-10 | 4 0½ | 1910 | 8.82 | ... |
| 1910-11 | 3 5½ | 1911 | 8.84 | ... |
| 1911-12 | 3 11½ | 1912 | 8.84 | ... |
| 1912-13 | 3 8½ | 1913 | 9.12 | ... |
| 1913-14 | 3 8½ | 1914 (c) | 8.94 | ... |
| 1914-15 | (b) | 1914-15 | 8.16 | ... |
| 1915-16 | 4 10½ | 1915-16 | 8.46 | ... |
| 1916-17 | 4 8 | 1916-17 | 13.96 | ... |
| 1917-18 | 5 0½ | 1917-18 | 12.05 | ... |
| 1918-19 | 5 4½ | 1918-19 | 15.61 | ... |
| 1919-20 | 7 2 | 1919-20 | 15.39 | ... |
| 1920-21 | 7 4 | 1920-21 | 13.11 | ... |
| 1921-22 | 5 6 | 1921-22 | 12.49 | ... |
| 1922-23 | 5 0½ | 1922-23 | 18.29 | ... |
| 1923-24 | 4 9 | 1923-24 | 22.74 | ... |
| 1924-25 | 6 1 | 1924-25 | 25.01 | ... |
| 1925-26 | 6 3½ | 1925-26 | 16.75 | ... |
| 1926-27 | 5 6½ | 1926-27 | 15.41 | ... |
| 1927-28 | 5 5½ | 1927-28 | 19.34 | ... |
| 1928-29 | 5 0½ | 1928-29 | 16.26 | ... |
| 1929-30 | 4 6½ | 1929-30 | 10.53 | ... |
| 1930-31 | 2 3½ | 1930-31 | 8.04 | ... |
| 1931-32 | 3 1½ | 1931-32 | 8.43 | 8.39 |
| 1932-33 | 3 0½ | 1932-33 | 8.57 | 8.31 |
| 1933-34 | 2 11½ | 1933-34 | 15.65 | 15.62 |
| 1934-35 | 3 2½ | 1934-35 | 9.65 | 9.12 |
| 1935-36 | 3 11½ | 1935-36 | 13.59 | 13.42 |
| 1936-37 | 5 6½ | 1936-37 | 16.16 | 15.19 |

(a) Not available. (b) No wheat exported. The average price realised at Local Sales was
8s. per bushel. (c) For six months ended 30th June.

VI.—VALUE OF PRODUCTION.

No. 52.—Value of Production, 1936-37.

- (I.) *Gross Value* is the value placed on recorded production at the wholesale price realised at the principal market, which in respect to the greater portion of primary products is the F.O.B. export price. In cases where primary products are absorbed as raw material for secondary industries, the point of disposal to factories is considered the principal market.
- (II.) *Marketing Costs* include freight, cost of containers, commission and other handling charges incidental thereto.
- (III.) *Local Value*.—The deduction of Marketing Costs from the gross price realised gives Local Value.
- (IV.) *The value of goods consumed in the process of production* covers seed and fertilisers used, picking, sprays, dips, fodder consumed, fuel and oil, depreciation and repairs, and similar costs.
- (V.) *Net Value* represents the return to the producer.
- (VI.) To secure a proper appreciation of the value of production as presented below, it is well to keep in mind the following considerations:—The sum of the gross values of the several agents of production contains substantial duplications. The total price realised for a season's wheat, for instance, includes costs of transport, commission and other handling charges, which items form the incomes of those performing these services. Similarly, the Local Value includes the value of fertiliser, etc., used, which item will have been included in the value of manufactured production. Again, fodder grown and valued as an agricultural product would also, if fed to milch cows, be reflected in the value of dairy production. When, however, the *net* values are being ascertained, the value of such fodder consumed is deducted as a cost against dairying, thus eliminating duplication. Thus, while Gross Value represents a very accurate estimate of the value of the production of any particular industry, *only Net Values should be aggregated in arriving at a total value of "All Recorded Production."* The ratio of Marketing Costs to Gross Value of Production varies greatly as between industries. Thus, the great bulk of forestry production sustains no marketing costs, as the logs form the raw material for a secondary industry (saw-milling) without being "marketed." For this reason all forest products were valued prior to the year 1933-34 at place of production before any marketing costs were incurred. Since 1933-34, however, marketing costs and cost of goods consumed in the process of production have been taken into account where actually incurred. In any case, the statement of net values is not affected and is comparable throughout.
- (VII.) *Manufacturing*.—The value of Manufacturing is on a somewhat different basis. Factory output is valued as at the factory door and roughly corresponds to the Gross Value used in respect to primary industry. The contribution of the manufacturer to production, however, is the value added in the process of manufacture. To arrive at this value it is necessary to deduct from the value of total output the value of raw materials used as well as power and light consumed. The resultant value then corresponds with the net values as used in respect of primary production.

A.—PRIMARY INDUSTRIES.

| Industry. | Gross Value (based on Principal Market Prices). | Marketing Costs. | Local Value (as at source of Production). | Value of Goods Consumed in process of Pro- duction (in- cludes De- preciation). | Net Value. |
|---------------------------------------|--|---------------------|---|--|-------------------|
| | £ | £ | £ | £ | £ |
| Agriculture | 9,435,736 | 1,276,912 | 8,158,824 | 2,817,795 | 5,341,029 |
| Pastoral and Trapping | 5,718,359 | 532,389 | 5,185,970 | 475,401 | 4,710,569 |
| Dairy, Poultry and Bee Farming | 2,084,770 | 176,935 | 1,907,835 | 1,052,643 | 855,192 |
| Forestry | 1,515,852 | 175,264 | 1,340,588 | 26,436 | 1,314,152 |
| Fisheries | 232,272 | 7,840 | 224,432 | 25,080 | 199,352 |
| Mining and Quarrying | 7,913,659 | 11,244 | 7,902,415 | 2,099,147 | 5,803,268 |
| Total Primary | 26,900,648 | 2,180,584 | 24,720,064 | 6,496,502 | 18,223,562 |

B.—MANUFACTURING.

| Output. | Raw Material Used. Power, Light, etc., Consumed. | Net Value. |
|-----------------|---|----------------|
| £ 18,313,122 | £ 10,366,425 | £ 7,946,697 |

C.—TOTAL NET VALUE OF ALL RECORDED PRODUCTION—£26,170,259

PART V.—LAND SETTLEMENT, AGRICULTURE, LIVE STOCK, AND
METEOROLOGICAL STATISTICS.

No. 53.—Value of Production—Decennial Summary 1927-28 to 1936-37.

| Year. | Gross Value (based on Principal Market Prices). | Marketing Costs. | Local Value (as at Source of Production.) | Goods consumed in process of Production (includes De- preciation). | Net Value. |
|---|--|------------------|---|--|-------------|
| A.—PRIMARY INDUSTRIES. | | | | | |
| | £ | £ | £ | £ | £ |
| AGRICULTURE. | | | | | |
| 1927-28 | 13,034,025 | 1,507,225 | 11,526,800 | 3,766,439 | 7,760,361 |
| 1928-29 | 11,942,067 | 1,466,679 | 10,475,388 | 4,036,677 | 6,438,711 |
| 1929-30 | 12,251,902 | 2,761,821 | 9,490,081 | 4,285,659 | 5,204,422 |
| 1930-31 | 8,877,875 | 3,383,695 | 5,494,180 | 3,593,816 | 1,900,364 |
| 1931-32 | *10,492,701 | 2,732,896 | *7,759,805 | 2,797,368 | *4,962,437 |
| 1932-33 | *10,247,311 | 2,683,090 | *7,564,221 | 3,124,704 | *4,439,517 |
| 1933-34 | *9,511,096 | 2,488,863 | *7,022,233 | 2,959,530 | *4,062,703 |
| 1934-35 | *8,167,869 | 1,516,988 | *6,650,881 | 3,067,810 | *3,583,071 |
| 1935-36 | *8,522,428 | 1,424,163 | *7,098,265 | 3,062,528 | *4,035,737 |
| 1936-37 | 9,435,736 | 1,276,912 | 8,158,824 | 2,817,795 | 5,341,029 |
| PASTORAL AND TRAPPING. | | | | | |
| 1927-28 | 7,343,577 | 794,716 | 6,548,861 | 363,928 | 6,184,933 |
| 1928-29 | 6,750,319 | 761,808 | 5,988,511 | 486,084 | 5,502,427 |
| 1929-30 | 5,400,037 | 750,283 | 4,649,754 | 521,093 | 4,128,661 |
| 1930-31 | 4,422,575 | 756,636 | 3,665,939 | 468,884 | 3,197,055 |
| 1931-32 | 4,011,531 | 691,191 | 3,320,340 | 416,386 | 2,903,954 |
| 1932-33 | 4,028,270 | 645,213 | 3,383,057 | 448,547 | 2,934,510 |
| 1933-34 | 6,684,416 | 737,001 | 5,947,415 | 456,564 | 5,490,851 |
| 1934-35 | 4,727,974 | 577,304 | 4,150,670 | 262,978 | 3,887,692 |
| 1935-36 | 6,319,427 | 601,081 | 5,718,346 | 336,775 | 5,381,571 |
| 1936-37 | 5,718,359 | 532,389 | 5,185,970 | 475,401 | 4,710,569 |
| DAIRYING, POULTRY AND BEE-FARMING. | | | | | |
| 1927-28 | 1,343,673 | 106,398 | 1,237,275 | 336,182 | 901,093 |
| 1928-29 | 1,467,753 | 104,234 | 1,363,519 | 338,977 | 1,024,542 |
| 1929-30 | 1,721,388 | 125,282 | 1,596,106 | 380,998 | 1,215,108 |
| 1930-31 | 1,584,978 | 102,550 | 1,482,428 | 613,508 | 868,920 |
| 1931-32 | 1,656,262 | 124,940 | 1,530,322 | 773,398 | 756,924 |
| 1932-33 | 1,669,074 | 152,641 | 1,516,433 | 811,775 | 704,658 |
| 1933-34 | 1,657,318 | 155,957 | 1,501,361 | 815,635 | 685,726 |
| 1934-35 | 1,963,338 | 170,660 | 1,792,678 | 843,196 | 949,482 |
| 1935-36 | 1,948,386 | 155,062 | 1,793,324 | 1,012,061 | 780,663 |
| 1936-37 | 2,084,770 | 176,935 | 1,907,835 | 1,052,643 | 855,192 |
| FORESTRY (EXCLUSIVE OF MILLING). | | | | | |
| 1927-28 | 1,453,021 | ... | 1,453,021 | ... | 1,453,021 |
| 1928-29 | 1,231,490 | ... | 1,231,490 | ... | 1,231,490 |
| 1929-30 | 1,079,265 | ... | 1,079,265 | ... | 1,079,265 |
| 1930-31 | 904,701 | ... | 904,701 | ... | 904,701 |
| 1931-32 | 655,923 | ... | 655,923 | ... | 655,923 |
| 1932-33 | 591,410 | ... | 591,410 | ... | 591,410 |
| 1933-34 | 823,941 | 94,145 | 729,796 | 17,652 | 712,144 |
| 1934-35 | 1,199,693 | 160,641 | 1,039,052 | 26,791 | 1,012,261 |
| 1935-36 | 1,326,715 | 163,822 | 1,162,893 | 27,042 | 1,135,851 |
| 1936-37 | 1,515,852 | 175,264 | 1,340,588 | 26,436 | 1,314,152 |
| FISHERIES. | | | | | |
| 1927-28 | 258,155 | 1,813 | 256,342 | 11,525 | 244,817 |
| 1928-29 | 280,453 | 1,813 | 278,640 | 10,960 | 267,680 |
| 1929-30 | 272,194 | 2,900 | 269,294 | 30,305 | 238,989 |
| 1930-31 | 242,633 | 2,900 | 239,733 | 31,185 | 208,548 |
| 1931-32 | 213,496 | 2,900 | 210,596 | 30,910 | 179,686 |
| 1932-33 | 215,077 | 2,900 | 212,177 | 27,555 | 184,622 |
| 1933-34 | 202,970 | 6,985 | 195,985 | 28,545 | 167,440 |
| 1934-35 | 186,626 | 4,713 | 181,913 | 27,445 | 154,468 |
| 1935-36 | 185,970 | 6,565 | 179,405 | 25,136 | 154,269 |
| 1936-37 | 232,272 | 7,840 | 224,432 | 25,080 | 199,352 |
| MINING AND QUARRYING. | | | | | |
| 1927-28 | 2,348,913 | 5,140 | 2,343,773 | 773,881 | 1,569,892 |
| 1928-29 | 2,294,254 | 4,601 | 2,289,653 | 774,138 | 1,515,515 |
| 1929-30 | 2,247,942 | 3,593 | 2,244,349 | 737,966 | 1,506,383 |
| 1930-31 | 2,347,588 | 4,411 | 2,343,177 | 789,675 | 1,553,502 |
| 1931-32 | †3,455,446 | 4,585 | †3,450,861 | 988,686 | †2,462,175 |
| 1932-33 | †4,845,554 | 10,472 | †4,835,082 | 1,332,824 | †3,502,258 |
| 1933-34 | 5,303,171 | 9,726 | 5,293,445 | 1,424,362 | 3,869,083 |
| 1934-35 | 5,989,261 | 12,536 | 5,976,725 | 1,455,980 | 4,520,745 |
| 1935-36 | 6,201,012 | 8,483 | 6,192,529 | 1,504,699 | 4,687,830 |
| 1936-37 | 7,913,659 | 11,244 | 7,902,415 | 2,099,147 | 5,803,268 |
| TOTAL PRIMARY PRODUCTION. | | | | | |
| 1927-28 | 25,781,864 | 2,415,292 | 23,366,572 | 5,251,955 | 18,114,117 |
| 1928-29 | 23,966,336 | 2,330,135 | 21,637,201 | 5,646,836 | 15,990,365 |
| 1929-30 | 22,972,728 | 3,643,879 | 19,328,849 | 5,956,021 | 13,372,828 |
| 1930-31 | 18,380,350 | 4,250,192 | 14,130,158 | 5,497,068 | 8,633,090 |
| 1931-32 | †20,484,359 | 3,556,512 | †16,927,847 | 5,016,748 | †11,911,099 |
| 1932-33 | †21,596,696 | 3,494,316 | †18,102,380 | 5,745,405 | †12,356,975 |
| 1933-34 | †24,182,912 | 3,492,677 | †20,690,235 | 5,702,288 | †14,987,947 |
| 1934-35 | †22,214,761 | 2,442,842 | †19,771,919 | 5,684,200 | †14,087,719 |
| 1935-36 | †24,503,938 | 2,359,176 | †22,144,762 | 5,968,841 | †16,175,921 |
| 1936-37 | 26,900,648 | 2,180,584 | 24,720,064 | 6,496,502 | 18,223,562 |

No. 53.—Value of Production, etc., 1927-28 to 1936-37.—*continued.*

B.—MANUFACTURING.

| Year. | Output. | Raw Material Used. Power, Light, etc., Consumed. | Net Value. |
|----------------|------------|--|------------|
| | £ | £ | £ |
| 1927-28 | 16,998,184 | 9,308,061 | 7,690,123 |
| 1928-29 | 17,454,430 | 9,485,781 | 7,968,649 |
| 1929-30 | 16,891,482 | 9,408,422 | 7,488,060 |
| 1930-31 | 12,353,353 | 7,072,242 | 5,281,111 |
| 1931-32 | 11,187,571 | 6,581,807 | 4,605,764 |
| 1932-33 | 12,327,548 | 7,265,706 | 5,061,842 |
| 1933-34 | 12,877,288 | 7,433,008 | 5,444,280 |
| 1934-35 | 14,641,680 | 8,356,757 | 6,284,923 |
| 1935-36 | 17,528,741 | 10,024,532 | 7,504,209 |
| 1936-37 | 18,313,122 | 10,366,425 | 7,946,697 |

C.—TOTAL NET VALUE OF ALL RECORDED PRODUCTION.

| Year. | £ | Year. | £ |
|----------------|--------------|----------------|--------------|
| 1927-28 | 25,804,240 | 1932-33 | †*17,418,817 |
| 1928-29 | 23,949,014 | 1933-34 | *20,432,227 |
| 1929-30 | 20,860,888 | 1934-35 | *20,372,642 |
| 1930-31 | 13,914,201 | 1935-36 | *23,680,130 |
| 1931-32 | †*16,516,863 | 1936-37 | 26,170,259 |

*Includes bonus paid on wheat—1931-32, £714,200; for 1932-33, £436,145; for 1933-34, £639,493; for 1934-35, £735,580; and for 1935-36, £231,250. (Excluding an amount of £161,600 for Drought Relief.) † Includes bonus on Gold, 1931-32, £74,512, and 1932-33, £36,928.

VII.—METEOROLOGICAL STATISTICS.

(Data supplied by Commonwealth Meteorologist.)

No. 54.—Abstract of Meteorological Observations taken at the Perth Meteorological Bureau during the Year 1936.

Latitude, 31° 57' S. Altitude above Mean Sea-Level, 197ft. Longitude, 115° 51' E.

| Particulars. | January. | February. | March. | April. | May. | June. | July. | August. | Sept. | October. | Nov. | Dec. | Year. |
|---|----------|-----------|--------|--------|--------|--------|--------|---------|--------|----------|--------|--------|--------|
| (a) Barometer—Inches: | | | | | | | | | | | | | |
| Mean, 9 a.m. and 3 p.m. | 29.862 | 29.924 | 29.979 | 30.133 | 30.086 | 30.130 | 30.112 | 30.004 | 30.100 | 30.065 | 29.985 | 29.993 | 30.024 |
| Highest | 30.231 | 30.129 | 30.243 | 30.452 | 30.262 | 30.548 | 30.253 | 30.410 | 30.402 | 30.373 | 30.223 | 30.179 | 30.543 |
| Date | 3rd | 15th | 6th | 6th | 13th | 12th | 16th | 31st | 7th | 8th | 9th | 13th | 12 |
| Lowest | 29.612 | 29.575 | 29.597 | 29.851 | 29.566 | 29.512 | 29.489 | 29.574 | 29.491 | 29.780 | 29.709 | 29.692 | 29.489 |
| Date | 9th | 29th | 1st | 11th | 21st | 2nd | 26th | 1st | 30th | 1st | 25th | 25th | 26th |
| Shade Temperature—Degrees, Fahr. | | | | | | | | | | | | | |
| Mean Max. | 83.2 | 84.2 | 84.9 | 77.1 | 68.1 | 63.4 | 62.4 | 64.8 | 70.4 | 70.6 | 79.2 | 82.6 | 74.2 |
| Mean Min. | 63.7 | 62.4 | 64.0 | 57.6 | 51.7 | 49.4 | 46.8 | 52.0 | 59.7 | 53.4 | 59.7 | 59.7 | 58.5 |
| Mean | 73.4 | 73.6 | 74.4 | 67.4 | 60.9 | 56.4 | 54.6 | 58.4 | 61.6 | 62.0 | 69.4 | 73.9 | 66.5 |
| Highest | 104.6 | 108.6 | 109.1 | 93.2 | 88.2 | 72.8 | 67.8 | 71.4 | 80.2 | 94.5 | 103.0 | 104.0 | 104.9 |
| Date | 29th | 6th | 6th | 3rd | 4th | 6th | 30th | 29th | 25th | 31st | 1st | 14th | 10th |
| Lowest | 56.0 | 52.2 | 54.0 | 46.8 | 37.8 | 41.0 | 38.6 | 42.2 | 40.2 | 47.2 | 51.0 | 56.2 | 51.0 |
| Date | 15th | 7th | 31st | 16th | 28th | 27th | 15th | 27th | 14th | 5th | 6th | 2nd | 31 |
| Humidity—(Saturation = 100) | | | | | | | | | | | | | |
| Mean at 9 a.m. | 65 | 47 | 56 | 55 | 67 | 67 | 77 | 77 | 60 | 55 | 47 | 53 | 61 |
| Mean at 3 p.m. | 40 | 39 | 40 | 37 | 57 | 57 | 59 | 61 | 49 | 50 | 41 | 47 | 48 |
| Rain—Inches: | | | | | | | | | | | | | |
| Total | 0.26 | ... | 0.21 | 0.59 | 5.43 | 7.43 | 4.89 | 7.26 | 1.75 | 1.00 | 0.46 | 1.36 | 30.64 |
| Wet days | 6 | ... | 1 | 8 | 15 | 15 | 20 | 24 | 9 | 10 | 9 | 10 | 11 |
| Greatest in 1 day | 0.11 | ... | 0.21 | 0.19 | 2.29 | 1.80 | 0.72 | 1.54 | 0.50 | 0.35 | 0.24 | 1.05 | 2.29 |
| Date | 19th | ... | 17th | 21st | 29th | 17th | 1st | 29th | 18th | 1st | 5th | 18th | 22nd |
| Above average † | ... | ... | ... | 1.10 | ... | 0.40 | 1.90 | ... | ... | 1.22 | ... | ... | ... |
| Below average † | 0.08 | ... | 0.63 | ... | ... | ... | ... | ... | ... | ... | 0.30 | ... | ... |
| Wind: | | | | | | | | | | | | | |
| Prevailing Direction | S.W. | S.W. | E. | S.E. | S.W. | N.E. | S. | W. | S. | S. | S. | S.W. | S. |
| Average velocity (m.p.h.) | 14 | 14 | 12 | 10 | 10 | 12 | 9 | 13 | 12 | 12 | 13 | 13 | 12 |
| Cloud, Mean—(0-10) | | | | | | | | | | | | | |
| 9 a.m. | 5.0 | 3.1 | 4.5 | 4.3 | 6.2 | 5.8 | 5.8 | 6.7 | 5.5 | 5.2 | 4.5 | 4.5 | 5.1 |
| 3 p.m. | 4.3 | 3.6 | 4.7 | 3.9 | 6.7 | 0.2 | 6.4 | 5.9 | 4.0 | 4.5 | 4.4 | 4.2 | 4.9 |
| Spontaneous Evaporation—Inches | 9.65 | 9.19 | 7.31 | 4.88 | 2.71 | 1.76 | 1.47 | 1.97 | 4.25 | 6.21 | 8.05 | 9.13 | 66.58 |

(a) Corrected to 39° Fahr: Mean Sea-Level and Gravity, † Preceding 60 years.

No. 55.—Perth Barometric Pressure and Temperature—Monthly Mean Readings for the Years 1927 to 1936.

| Year. | January | February | March | April | May | June | July | August | Sept. | October | Nov. | Dec. | Mean. |
|-------------------|---------|----------|--------|--------|--------|--------|--------|--------|--------|---------|--------|--------|--------|
| 1927 | 29.869 | 29.948 | 29.913 | 30.074 | 30.086 | 29.984 | 30.078 | 30.039 | 30.066 | 30.051 | 29.999 | 29.905 | 30.003 |
| 1928 | 29.933 | 29.532 | 29.976 | 30.084 | 30.084 | 30.114 | 30.044 | 30.043 | 29.992 | 29.983 | 30.032 | 29.559 | 30.005 |
| 1929 | 29.958 | 29.858 | 30.035 | 30.076 | 29.976 | 30.071 | 30.178 | 30.093 | 30.172 | 30.015 | 29.931 | 29.925 | 30.023 |
| 1930 | 29.932 | 29.940 | 29.992 | 30.024 | 30.090 | 29.928 | 30.042 | 30.030 | 30.059 | 30.030 | 30.046 | 29.916 | 30.007 |
| 1931 | 29.956 | 30.011 | 29.994 | 30.035 | 30.123 | 30.124 | 30.037 | 30.051 | 30.037 | 30.122 | 30.043 | 29.912 | 30.038 |
| 1932 | 29.850 | 29.949 | 30.003 | 30.026 | 30.021 | 30.073 | 30.067 | 30.080 | 30.098 | 29.995 | 30.035 | 29.926 | 30.011 |
| 1933 | 29.896 | 29.834 | 29.941 | 30.076 | 30.064 | 30.026 | 30.154 | 30.119 | 30.084 | 30.019 | 30.015 | 29.938 | 30.009 |
| 1934 | 29.848 | 29.877 | 29.914 | 30.076 | 30.061 | 30.026 | 30.118 | 30.092 | 30.066 | 30.056 | 29.975 | 29.937 | 30.009 |
| 1935 | 29.886 | 29.948 | 29.954 | 30.079 | 30.098 | 30.208 | 29.993 | 30.080 | 30.038 | 30.057 | 30.001 | 29.979 | 30.027 |
| 1936 | 29.862 | 29.934 | 29.979 | 30.133 | 30.086 | 30.130 | 30.112 | 30.004 | 30.100 | 30.065 | 29.985 | 29.893 | 30.024 |
| Mean for 52 years | 29.906 | 29.924 | 29.984 | 30.073 | 30.069 | 30.062 | 30.089 | 30.086 | 30.063 | 30.031 | 29.993 | 29.925 | 30.017 |

| (a) BAROMETRIC PRESSURE (Inches). | | | | | | | | | | | | | |
|-----------------------------------|------|------|------|------|------|------|------|------|------|------|------|------|------|
| 1927 | 71.4 | 72.0 | 68.8 | 70.4 | 60.0 | 56.0 | 54.6 | 56.7 | 60.4 | 62.4 | 67.2 | 75.2 | 64.8 |
| 1928 | 73.8 | 72.9 | 69.8 | 67.2 | 61.5 | 58.5 | 55.6 | 57.4 | 58.4 | 58.3 | 66.6 | 71.2 | 64.8 |
| 1929 | 72.9 | 74.7 | 71.8 | 64.2 | 59.6 | 56.8 | 53.9 | 56.0 | 57.9 | 61.7 | 66.6 | 70.2 | 63.6 |
| 1930 | 74.8 | 73.5 | 72.8 | 67.6 | 62.7 | 60.2 | 56.2 | 56.8 | 59.0 | 61.4 | 67.1 | 70.1 | 65.4 |
| 1931 | 74.6 | 70.9 | 69.8 | 65.8 | 57.6 | 52.8 | 50.3 | 50.0 | 57.2 | 63.2 | 68.2 | 77.8 | 64.4 |
| 1932 | 78.0 | 76.8 | 70.2 | 65.8 | 62.6 | 57.0 | 56.6 | 54.4 | 56.7 | 61.4 | 66.7 | 73.4 | 64.8 |
| 1933 | 74.8 | 78.8 | 70.8 | 65.8 | 61.0 | 56.4 | 55.0 | 55.6 | 59.5 | 61.4 | 69.7 | 76.0 | 65.6 |
| 1934 | 77.0 | 78.0 | 73.8 | 68.4 | 64.8 | 58.4 | 55.0 | 57.0 | 59.9 | 59.8 | 64.6 | 70.0 | 65.1 |
| 1935 | 74.7 | 73.8 | 70.8 | 67.0 | 62.6 | 56.4 | 55.3 | 56.0 | 57.4 | 64.8 | 69.2 | 68.2 | 64.0 |
| 1936 | 73.4 | 73.6 | 74.4 | 67.4 | 63.9 | 56.4 | 54.6 | 56.4 | 61.6 | 62.0 | 69.4 | 73.2 | 65.4 |
| Mean for 40 years | 74.0 | 74.1 | 71.3 | 66.7 | 60.8 | 56.8 | 55.2 | 56.0 | 58.4 | 60.9 | 66.4 | 71.0 | 64.3 |

| (a) Corrected to 32° Fahr., Mean Sea-Level and Gravity. | | | | | | | | | | | | | |
|---|------|------|------|------|------|------|------|------|------|------|------|------|------|
| 1927 | 71.4 | 72.0 | 68.8 | 70.4 | 60.0 | 56.0 | 54.6 | 56.7 | 60.4 | 62.4 | 67.2 | 75.2 | 64.8 |
| 1928 | 73.8 | 72.9 | 69.8 | 67.2 | 61.5 | 58.5 | 55.6 | 57.4 | 58.4 | 58.3 | 66.6 | 71.2 | 64.8 |
| 1929 | 72.9 | 74.7 | 71.8 | 64.2 | 59.6 | 56.8 | 53.9 | 56.0 | 57.9 | 61.7 | 66.6 | 70.2 | 63.6 |
| 1930 | 74.8 | 73.5 | 72.8 | 67.6 | 62.7 | 60.2 | 56.2 | 56.8 | 59.0 | 61.4 | 67.1 | 70.1 | 65.4 |
| 1931 | 74.6 | 70.9 | 69.8 | 65.8 | 57.6 | 52.8 | 50.3 | 50.0 | 57.2 | 63.2 | 68.2 | 77.8 | 64.4 |
| 1932 | 78.0 | 76.8 | 70.2 | 65.8 | 62.6 | 57.0 | 56.6 | 54.4 | 56.7 | 61.4 | 66.7 | 73.4 | 64.8 |
| 1933 | 74.8 | 78.8 | 70.8 | 65.8 | 61.0 | 56.4 | 55.0 | 55.6 | 59.5 | 61.4 | 69.7 | 76.0 | 65.6 |
| 1934 | 77.0 | 78.0 | 73.8 | 68.4 | 64.8 | 58.4 | 55.0 | 57.0 | 59.9 | 59.8 | 64.6 | 70.0 | 65.1 |
| 1935 | 74.7 | 73.8 | 70.8 | 67.0 | 62.6 | 56.4 | 55.3 | 56.0 | 57.4 | 64.8 | 69.2 | 68.2 | 64.0 |
| 1936 | 73.4 | 73.6 | 74.4 | 67.4 | 63.9 | 56.4 | 54.6 | 56.4 | 61.6 | 62.0 | 69.4 | 73.2 | 65.4 |
| Mean for 40 years | 74.0 | 74.1 | 71.3 | 66.7 | 60.8 | 56.8 | 55.2 | 56.0 | 58.4 | 60.9 | 66.4 | 71.0 | 64.3 |

No. 56.—PERTH—Total Monthly and Yearly Rainfall and Number of Wet Days for years 1885 to 1936.

| Year. | January. | | February. | | March. | | April. | | May. | | June. | | July. | | August. | | September. | | October. | | November. | | December. | | Total. | | | |
|-------------------|------------|------------|------------|------------|------------|------------|------------|------------|------------|------------|------------|------------|------------|------------|------------|------------|------------|------------|------------|------------|------------|------------|------------|------------|------------|------------|------------|-------|
| | Rain fall. | Rain-fall. | Rain-fall. | Rain-fall. | Rain-fall. | Rain-fall. | Rain-fall. | Rain-fall. | Rain-fall. | Rain-fall. | Rain-fall. | Rain-fall. | Rain-fall. | Rain-fall. | Rain-fall. | Rain-fall. | Rain-fall. | Rain-fall. | Rain-fall. | Rain-fall. | Rain-fall. | Rain-fall. | Rain-fall. | Rain-fall. | Rain-fall. | Rain-fall. | Rain-fall. | Days. |
| 1885 | 0.41 | 0 | 0.56 | 0 | 2.94 | 2 | 2.94 | 8 | 8.69 | 18 | 5.06 | 17 | 5.29 | 18 | 5.59 | 25 | 1.38 | 7 | 1.56 | 6 | 0.84 | 4 | 0.80 | 3 | 0.80 | 3 | 33.44 | 110 |
| 1880 | 0.02 | 0 | 0.02 | 0 | 0.05 | 1 | 0.05 | 1 | 7.96 | 17 | 12.11 | 19 | 8.91 | 14 | 5.93 | 21 | 6.01 | 20 | 7.87 | 21 | 0.44 | 2 | 1.85 | 5 | 1.85 | 5 | 46.78 | 126 |
| 1895 | 0.21 | 1 | 1.08 | 7 | 0.08 | 3 | 1.51 | 8 | 1.56 | 9 | 8.44 | 14 | 6.83 | 19 | 6.54 | 24 | 4.68 | 20 | 1.08 | 9 | 0.13 | 2 | 0.87 | 7 | 0.87 | 7 | 33.01 | 123 |
| 1900 | 1.24 | 6 | 0.10 | 2 | 1.31 | 4 | 1.31 | 7 | 3.07 | 8 | 11.19 | 23 | 5.58 | 16 | 7.97 | 27 | 2.90 | 11 | 2.64 | 14 | 0.40 | 3 | 0.52 | 3 | 0.52 | 3 | 38.61 | 124 |
| 1901 | 0.13 | 0 | 0.10 | 1 | 0.45 | 1 | 0.45 | 5 | 7.83 | 16 | 7.17 | 19 | 8.60 | 12 | 6.05 | 18 | 2.75 | 16 | 1.95 | 12 | 0.40 | 3 | 0.52 | 7 | 0.52 | 7 | 38.76 | 122 |
| 1902 | 0.03 | 0 | 0.08 | 0 | 0.22 | 1 | 0.22 | 2 | 4.88 | 13 | 3.66 | 10 | 10.90 | 21 | 6.06 | 17 | 5.19 | 17 | 1.22 | 13 | 0.11 | 3 | 0.22 | 1 | 0.22 | 1 | 27.06 | 93 |
| 1903 | 0.02 | 0 | 0.08 | 0 | 2.16 | 15 | 2.16 | 15 | 0.88 | 17 | 6.23 | 19 | 4.96 | 18 | 9.25 | 14 | 7.72 | 20 | 2.24 | 18 | 1.30 | 7 | 0.63 | 7 | 0.63 | 7 | 35.69 | 145 |
| 1904 | 0.11 | 3 | 0.12 | 2 | 3.13 | 7 | 3.13 | 5 | 8.19 | 16 | 7.70 | 19 | 6.03 | 17 | 5.34 | 18 | 2.40 | 19 | 4.03 | 13 | 0.61 | 4 | 0.33 | 6 | 0.33 | 6 | 34.35 | 125 |
| 1905 | 0.16 | 3 | 0.02 | 2 | 1.59 | 5 | 1.59 | 5 | 8.71 | 23 | 4.67 | 12 | 6.83 | 10 | 3.50 | 16 | 5.75 | 14 | 1.58 | 5 | 0.69 | 8 | 0.77 | 5 | 0.77 | 5 | 34.61 | 116 |
| 1906 | 0.80 | 3 | 0.42 | 5 | 0.54 | 3 | 0.54 | 3 | 6.75 | 18 | 6.82 | 22 | 10.63 | 11 | 5.53 | 13 | 3.93 | 19 | 1.12 | 12 | 0.22 | 4 | 0.04 | 1 | 0.04 | 1 | 32.87 | 121 |
| 1907 | 0.42 | 4 | 0.06 | 1 | 0.53 | 6 | 0.53 | 6 | 5.18 | 11 | 8.78 | 16 | 10.68 | 21 | 5.50 | 25 | 4.85 | 19 | 1.12 | 12 | 0.40 | 2 | 0.07 | 2 | 0.07 | 2 | 40.12 | 132 |
| 1908 | 0.14 | 4 | 0.30 | 2 | 0.49 | 2 | 0.49 | 2 | 6.29 | 14 | 6.81 | 14 | 4.98 | 14 | 4.41 | 16 | 2.45 | 19 | 2.89 | 17 | 0.40 | 11 | 0.11 | 2 | 0.11 | 2 | 30.52 | 106 |
| 1909 | 0.22 | 6 | 0.07 | 1 | 1.52 | 6 | 1.52 | 6 | 5.20 | 15 | 8.84 | 14 | 4.98 | 14 | 4.93 | 17 | 4.88 | 19 | 2.19 | 13 | 1.07 | 2 | 0.01 | 1 | 0.01 | 1 | 39.11 | 107 |
| 1910 | 0.77 | 6 | 0.05 | 2 | 0.90 | 8 | 0.90 | 8 | 7.31 | 19 | 6.84 | 23 | 10.59 | 26 | 4.58 | 17 | 3.55 | 13 | 2.30 | 16 | 0.49 | 7 | 0.09 | 2 | 0.09 | 2 | 37.02 | 135 |
| 1911 | 0.02 | 0 | 0.03 | 1 | 0.14 | 2 | 0.14 | 2 | 8.40 | 9 | 3.53 | 13 | 7.72 | 21 | 3.35 | 12 | 5.91 | 13 | 1.01 | 9 | 0.18 | 5 | 0.42 | 7 | 0.42 | 7 | 23.38 | 108 |
| 1912 | 0.12 | 4 | 0.38 | 3 | 0.06 | 5 | 0.06 | 5 | 2.67 | 12 | 4.06 | 11 | 8.72 | 10 | 6.66 | 12 | 5.97 | 23 | 2.33 | 10 | 0.56 | 6 | 0.43 | 9 | 0.43 | 9 | 27.86 | 123 |
| 1913 | 0.07 | 4 | 0.09 | 0 | 2.06 | 9 | 2.06 | 9 | 1.11 | 15 | 8.84 | 18 | 4.43 | 18 | 4.80 | 20 | 3.11 | 18 | 3.31 | 14 | 0.86 | 9 | 1.68 | 14 | 1.68 | 14 | 33.28 | 141 |
| 1914 | 0.84 | 3 | 0.83 | 8 | 0.75 | 14 | 0.75 | 14 | 5.40 | 15 | 8.07 | 23 | 7.70 | 27 | 7.30 | 20 | 4.92 | 9 | 1.46 | 11 | 1.73 | 12 | 0.47 | 5 | 0.47 | 5 | 20.21 | 128 |
| 1915 | 1.19 | 8 | 1.88 | 7 | 1.43 | 4 | 1.43 | 4 | 4.80 | 17 | 7.87 | 18 | 7.15 | 15 | 6.20 | 23 | 4.72 | 26 | 2.87 | 14 | 0.34 | 6 | 0.14 | 3 | 0.14 | 3 | 43.61 | 164 |
| 1916 | 0.02 | 1 | 0.81 | 2 | 0.83 | 8 | 0.83 | 8 | 4.80 | 17 | 7.87 | 18 | 7.15 | 15 | 6.20 | 23 | 4.72 | 26 | 2.87 | 14 | 0.34 | 6 | 0.14 | 3 | 0.14 | 3 | 43.61 | 164 |
| 1917 | 0.02 | 1 | 0.81 | 2 | 0.83 | 8 | 0.83 | 8 | 4.80 | 17 | 7.87 | 18 | 7.15 | 15 | 6.20 | 23 | 4.72 | 26 | 2.87 | 14 | 0.34 | 6 | 0.14 | 3 | 0.14 | 3 | 43.61 | 164 |
| 1918 | 0.43 | 4 | 1.21 | 5 | 0.95 | 8 | 0.95 | 8 | 6.36 | 18 | 10.50 | 27 | 11.27 | 29 | 6.50 | 13 | 3.52 | 24 | 2.90 | 16 | 0.02 | 12 | 0.26 | 5 | 0.26 | 5 | 35.16 | 128 |
| 1919 | 0.26 | 4 | 0.91 | 5 | 0.81 | 6 | 0.81 | 6 | 6.36 | 18 | 10.50 | 27 | 11.27 | 29 | 6.50 | 13 | 3.52 | 24 | 2.90 | 16 | 0.02 | 12 | 0.26 | 5 | 0.26 | 5 | 35.16 | 128 |
| 1920 | 0.03 | 3 | 0.01 | 3 | 2.45 | 11 | 2.45 | 11 | 2.03 | 8 | 10.49 | 16 | 6.93 | 10 | 6.07 | 19 | 2.41 | 14 | 1.45 | 12 | 0.29 | 9 | 0.88 | 4 | 0.88 | 4 | 30.66 | 138 |
| 1921 | 0.04 | 3 | 0.55 | 2 | 0.83 | 6 | 0.83 | 6 | 6.70 | 20 | 11.82 | 21 | 9.80 | 10 | 6.94 | 22 | 2.63 | 12 | 1.45 | 12 | 0.22 | 5 | 0.16 | 3 | 0.16 | 3 | 40.35 | 124 |
| 1922 | 0.02 | 3 | 0.21 | 4 | 0.95 | 4 | 0.95 | 4 | 10.56 | 25 | 6.51 | 10 | 7.39 | 19 | 3.65 | 16 | 5.34 | 16 | 1.62 | 18 | 0.84 | 10 | 0.78 | 5 | 0.78 | 5 | 41.09 | 135 |
| 1923 | 1.02 | 4 | 0.19 | 4 | 2.51 | 5 | 2.51 | 5 | 6.59 | 23 | 4.30 | 13 | 7.43 | 18 | 3.21 | 22 | 7.84 | 21 | 1.19 | 12 | 1.18 | 19 | 1.01 | 9 | 1.01 | 9 | 31.86 | 135 |
| 1924 | 0.80 | 4 | 0.13 | 3 | 0.40 | 7 | 0.40 | 7 | 4.98 | 17 | 3.70 | 14 | 3.70 | 16 | 6.44 | 16 | 2.23 | 13 | 2.48 | 14 | 0.04 | 13 | 0.88 | 4 | 0.88 | 4 | 44.47 | 134 |
| 1925 | 0.65 | 5 | 0.22 | 4 | 0.82 | 7 | 0.82 | 7 | 4.98 | 17 | 3.70 | 14 | 3.70 | 16 | 6.44 | 16 | 2.23 | 13 | 2.48 | 14 | 0.04 | 13 | 0.88 | 4 | 0.88 | 4 | 44.47 | 134 |
| 1926 | 0.07 | 2 | 0.13 | 1 | 1.19 | 7 | 1.19 | 7 | 6.85 | 19 | 8.95 | 16 | 6.89 | 10 | 1.90 | 9 | 3.84 | 17 | 3.67 | 18 | 0.23 | 4 | 0.65 | 2 | 0.65 | 2 | 49.22 | 167 |
| 1927 | 0.47 | 5 | 0.15 | 1 | 1.88 | 9 | 1.88 | 9 | 6.85 | 12 | 7.96 | 16 | 6.23 | 19 | 6.49 | 24 | 3.93 | 15 | 2.67 | 18 | 0.43 | 6 | 0.19 | 5 | 0.19 | 5 | 36.59 | 133 |
| 1928 | 0.80 | 5 | 0.42 | 6 | 0.40 | 3 | 0.40 | 3 | 1.08 | 6 | 5.99 | 17 | 11.99 | 20 | 3.34 | 38 | 2.80 | 13 | 1.09 | 9 | 1.12 | 8 | 1.12 | 8 | 1.12 | 8 | 44.88 | 140 |
| 1929 | 0.80 | 5 | 0.42 | 6 | 0.40 | 3 | 0.40 | 3 | 1.08 | 6 | 5.99 | 17 | 11.99 | 20 | 3.34 | 38 | 2.80 | 13 | 1.09 | 9 | 1.12 | 8 | 1.12 | 8 | 1.12 | 8 | 44.88 | 140 |
| 1930 | 0.08 | 2 | 0.12 | 3 | 0.82 | 4 | 0.82 | 4 | 2.50 | 9 | 11.35 | 22 | 10.17 | 21 | 4.89 | 20 | 4.30 | 14 | 1.97 | 9 | 0.97 | 9 | 0.90 | 5 | 0.90 | 5 | 39.80 | 129 |
| 1931 | 0.08 | 2 | 0.04 | 1 | 0.97 | 2 | 0.97 | 2 | 6.20 | 13 | 11.35 | 22 | 10.17 | 21 | 4.89 | 20 | 4.30 | 14 | 1.97 | 9 | 0.97 | 9 | 0.90 | 5 | 0.90 | 5 | 39.80 | 129 |
| 1932 | 0.19 | 5 | 0.01 | 0 | 3.46 | 10 | 3.46 | 10 | 8.29 | 16 | 7.74 | 12 | 9.72 | 21 | 6.84 | 19 | 5.27 | 21 | 1.01 | 9 | 0.03 | 2 | 0.37 | 4 | 0.37 | 4 | 39.18 | 118 |
| 1933 | 0.57 | 3 | 0.11 | 1 | 1.17 | 2 | 1.17 | 2 | 4.67 | 13 | 6.54 | 22 | 9.72 | 20 | 6.14 | 21 | 1.88 | 10 | 1.01 | 9 | 0.13 | 5 | 0.20 | 2 | 0.20 | 2 | 39.40 | 121 |
| 1934 | 0.27 | 3 | 0.16 | 4 | 1.17 | 2 | 1.17 | 2 | 4.67 | 13 | 6.54 | 22 | 9.72 | 20 | 6.14 | 21 | 1.88 | 10 | 1.01 | 9 | 0.13 | 5 | 0.20 | 2 | 0.20 | 2 | 39.40 | 121 |
| 1935 | 0.27 | 3 | 0.16 | 4 | 1.17 | 2 | 1.17 | 2 | 4.67 | 13 | 6.54 | 22 | 9.72 | 20 | 6.14 | 21 | 1.88 | 10 | 1.01 | 9 | 0.13 | 5 | 0.20 | 2 | 0.20 | 2 | 39.40 | 121 |
| 1936 | 0.18 | 6 | 0.80 | 7 | 2.07 | 9 | 2.07 | 9 | 4.82 | 15 | 11.43 | 14 | 10.61 | 25 | 3.97 | 15 | 3.41 | 18 | 2.20 | 10 | 0.24 | 5 | 1.86 | 4 | 1.86 | 4 | 40.61 | 120 |
| 1936 | 0.26 | 6 | 0.21 | 1 | 0.58 | 8 | 0.58 | 8 | 5.43 | 15 | 7.43 | 15 | 4.89 | 20 | 7.26 | 24 | 1.76 | 9 | 1.00 | 10 | 0.46 | 5 | 1.38 | 5 | 1.38 | 5 | 32.64 | 118 |
| Average, 61 years | 0.84 | 3 | 0.40 | 3 | 0.83 | 4 | 0.83 | 4 | 5.11 | 14 | 7.04 | 17 | 6.76 | 18 | 5.73 | 18 | 3.41 | 15 | 2.20 | 12 | 0.75 | 6 | 0.57 | 4 | 0.57 | 4 | 34.81 | 121 |

N.B.—O signifies no rain.

No. 57.—Rainfall during 1936, for selected stations, with Averages to end of 1935, and also Means for each Division.

| Station. | 1936. | | Previous Years. | | Station. | 1936. | | Previous Years. | |
|----------------------------------|-----------------------|------------------|---------------------------------|-----------------------------|--------------------------------|-----------------------|------------------|---------------------------------|-----------------------------|
| | Rain-fall. inches. | Wet Days. No. | Average Annual Fall. inches. | Period of Record. years. | | Rain-fall. inches. | Wet Days. No. | Average Annual Fall. inches. | Period of Record. years. |
| NORTH KIMBERLEY DIVISION. | | | | | DE GREY DIVISION. | | | | |
| Wyndham | 14.38 | 39 | 26.25 | 49 | Callawa | 2.96 | | 12.05 | 24 |
| Forrest River Mission ... | 15.94 | 35 | 30.24 | 21 | Myadec | 2.61 | 3 | 10.09 | 22 |
| Port George IV. | 30.20 | 78 | 51.46 | 21 | Port Hedland | 4.83 | 5 | 11.96 | 38 |
| Mean | 20.17 | 51 | 35.98 | 30 | Whim Creek | 1.85 | 7 | 15.35 | 38 |
| | | | | | Woodbrook | 1.43 | 5 | 13.06 | 37 |
| | | | | | Roebourne | 2.05 | 5 | 12.17 | 49 |
| | | | | | Mulgie | 4.44 | 7 | 11.88 | 47 |
| | | | | | Warrawagine | 3.00 | 9 | 12.08 | 38 |
| | | | | | Bamboo Creek | 4.62 | 10 | 14.27 | 37 |
| | | | | | Marble Bar | 2.97 | 13 | 13.00 | 41 |
| | | | | | Nullagine | 5.61 | 24 | 12.96 | 38 |
| | | | | | Mt. Florence | 4.05 | 17 | 14.31 | 49 |
| | | | | | Bonny Downs | 5.63 | 20 | 11.62 | 29 |
| | | | | | Mean | 3.54 | 10 | 12.68 | 37 |
| EAST KIMBERLEY DIVISION. | | | | | FORTESCUE DIVISION. | | | | |
| Argyle Downs | 19.29 | 34 | 25.37 | 44 | Millstream | 8.97 | 17 | 14.37 | 39 |
| Turkey Creek | 15.06 | 43 | 27.63 | 38 | Balfour Downs | 6.01 | 18 | 9.72 | 24 |
| Lisadell | 16.81 | 33 | 23.84 | 40 | Mulga Downs | 7.05 | 16 | 12.89 | 38 |
| Hall's Creek | 8.20 | 42 | 20.15 | 45 | Mardie | 0.34 | 6 | 8.88 | 48 |
| Flora Valley | 6.94 | 21 | 18.92 | 37 | Onslow | 2.63 | 6 | 9.39 | 50 |
| Margaret River | 7.59 | 22 | 17.60 | 22 | Vlaming Head | 4.25 | 9 | 12.80 | 23 |
| Mean | 12.32 | 32 | 22.25 | 38 | Point Cloates | 2.09 | 8 | 10.48 | 37 |
| | | | | | Nanutarra | — | — | 11.05 | 36 |
| | | | | | Roy Hill | 5.14 | 11 | 10.26 | 36 |
| | | | | | Ethel Creek | 4.56 | 24 | 10.34 | 25 |
| | | | | | Mean | 4.56 | 13 | 11.02 | 36 |
| WEST KIMBERLEY DIVISION. | | | | | WEST GASCOYNE DIVISION. | | | | |
| Leopold Downs | 17.01 | 25 | 23.74 | 33 | Winning Pool | 0.64 | 9 | 10.67 | 38 |
| Ellendale | 9.08 | — | 18.15 | 14 | Carnarvon | 4.38 | 21 | 9.50 | 53 |
| Fitzroy | 12.29 | 44 | 21.68 | 42 | Junction | 2.34 | 11 | 9.31 | 28 |
| Margaret Downs | 10.59 | 28 | 17.82 | 27 | Wooramel | 3.30 | 15 | 8.42 | 37 |
| Noonkanbah | 7.84 | 24 | 18.88 | 35 | Shark Bay | 3.70 | 40 | 9.40 | 42 |
| Mt. Anderson | 11.23 | 32 | 20.98 | 27 | Hamelia Pool | 3.35 | 30 | 8.30 | 50 |
| Kimberley Downs | 12.93 | 23 | 25.36 | 35 | Byro | 2.84 | — | 8.42 | 35 |
| Yeeda | 10.53 | 21 | 23.94 | 45 | Mean | 2.94 | 21 | 9.15 | 40 |
| Napier Downs | 18.05 | 20 | 28.28 | 24 | | | | | |
| Derby | 15.88 | 37 | 26.00 | 50 | | | | | |
| Beagle Bay | 18.70 | 39 | 28.72 | 33 | | | | | |
| Broome | 15.49 | 26 | 23.61 | 46 | | | | | |
| La Grange | 11.21 | 22 | 19.49 | 45 | | | | | |
| Anna Plains | 13.70 | 17 | 14.24 | 28 | | | | | |
| Mean | 13.18 | 28 | 22.21 | 35 | | | | | |

(—) Signifies "No record."

No. 57.—Rainfall during 1936, etc—continued.

| Station. | 1936. | | Previous Years. | | Station | 1936. | | Previous Years. | |
|---|-----------------------|------------------|---------------------------------|----------------------------|---|-----------------------|------------------|---------------------------------|----------------------------|
| | Rain-fall. inches. | Wet Days. No. | Average Annual Fall. inches. | Period of Record years. | | Rain-fall. inches. | Wet Days. No. | Average Annual Fall. inches. | Period of Record years. |
| EAST GASCOYNE DIVISION. | | | | | SOUTH-WEST DIVISION (SOUTH COASTAL). | | | | |
| Three Rivers ... | 2.78 | 14 | 9.80 | 21 | Mandurah ... | 29.49 | 117 | 35.82 | 46 |
| Mundiwindi ... | 4.87 | 33 | 10.57 | 20 | Pinjarra ... | 30.14 | 102 | 38.13 | 57 |
| Clifton Downs, Upper | 1.29 | 9 | 8.21 | 30 | Dwellingup ... | 44.28 | 88 | 53.40 | 20 |
| Peak Hill ... | 2.52 | 35 | 9.93 | 37 | Marradong ... | 28.10 | 98 | 29.63 | 38 |
| Berrigara ... | 2.55 | 20 | 8.53 | 41 | Hamel ... | 35.78 | 120 | 43.95 | 25 |
| Meekatharra ... | 2.50 | 26 | 9.60 | 27 | Harvey ... | 36.04 | 126 | 40.32 | 39 |
| Nannine ... | 2.72 | 29 | 8.24 | 41 | Collie ... | 35.20 | 157 | 39.31 | 36 |
| Yarrabubba ... | 3.09 | 17 | 8.77 | 21 | Bunbury ... | 24.44 | 128 | 35.53 | 59 |
| Cue ... | 3.19 | 29 | 9.00 | 41 | Brunswick ... | 34.46 | 115 | 41.31 | 27 |
| Bullara ... | 4.48 | 20 | 8.89 | 24 | Donnybrook ... | 34.12 | 144 | 40.86 | 35 |
| Boolardy ... | 3.64 | 28 | 8.23 | 45 | Boyanup ... | 31.02 | 137 | 39.88 | 38 |
| Murgoo ... | 4.81 | 26 | 8.54 | 47 | Busselton ... | 27.34 | 139 | 32.27 | 55 |
| Yuln ... | 3.13 | 23 | 8.87 | 15 | Cape Naturaliste | 26.12 | 138 | 33.34 | 32 |
| Kirkalooka ... | 5.10 | 22 | 9.98 | 25 | Cape Leeuwin ... | 31.86 | 176 | 38.91 | 39 |
| Mt. Magnet ... | 6.50 | 43 | 9.34 | 41 | Karridale ... | 38.62 | 108 | 47.65 | 40 |
| Palagla Rocks ... | 3.09 | — | 8.84 | 29 | Boyup Brook ... | 22.82 | 126 | 27.37 | 22 |
| Yalgoo ... | 4.75 | 31 | 10.25 | 39 | Noggerup ... | 32.18 | 126 | 41.14 | 20 |
| Gabyon ... | 4.16 | 28 | 10.38 | 45 | Greenbushes ... | 29.21 | 139 | 39.18 | 43 |
| Thundelarra ... | 7.28 | 34 | 11.74 | 29 | Bridgetown ... | 26.14 | 125 | 34.37 | 48 |
| Ninghan ... | 5.71 | 34 | 11.54 | 29 | Manjimup ... | 31.19 | 155 | 44.03 | 20 |
| Mean ... | 3.91 | 25 | 9.46 | 32 | Pemberton ... | 44.60 | 170 | 54.90 | 21 |
| SOUTH-WEST DIVISION (NORTH COASTAL). | | | | | SOUTH-WEST DIVISION (CENTRAL NORTH). | | | | |
| Ajana ... | 6.93 | 62 | 14.13 | 18 | Goodlands ... | 7.26 | 58 | 11.40 | 14 |
| Mumby ... | 11.30 | 53 | 17.99 | 33 | Wiaki, North ... | 8.73 | 67 | 12.54 | 6 |
| Northampton ... | 16.83 | 65 | 20.27 | 54 | Kulja ... | 8.02 | 51 | 10.35 | 3 |
| Yuna ... | 8.30 | 41 | 14.90 | 26 | Cadoux ... | 10.74 | 63 | 14.98 | 6 |
| Mullewa ... | 8.82 | 54 | 13.38 | 40 | Wilgoyne ... | 6.68 | 43 | 10.26 | 27 |
| Wilroy ... | 7.00 | 55 | 14.17 | 22 | Mandiga ... | 9.78 | 66 | 13.03 | 23 |
| Dalwallinu ... | 10.20 | 61 | 14.63 | 23 | Bencubbin ... | 9.69 | 73 | 12.83 | 23 |
| Chapman Research Sta- tion ... | 15.93 | 62 | 18.56 | 30 | Koorda ... | 8.33 | 72 | 11.56 | 24 |
| Geraldton ... | 13.48 | 63 | 18.74 | 58 | Bootalaming ... | 10.04 | 79 | 12.39 | 24 |
| Greenough ... | 13.10 | 69 | 19.77 | 54 | Dowerin ... | 13.12 | 70 | 14.82 | 32 |
| Dongarra ... | 12.93 | 61 | 18.92 | 52 | Minnivale ... | 11.12 | 70 | 14.26 | 24 |
| Nangetty ... | 10.22 | 54 | 14.96 | 32 | Cowcowing ... | 8.78 | 69 | 12.50 | 28 |
| Mingenew ... | 11.82 | 68 | 16.84 | 40 | Wyalkochem ... | 9.69 | 74 | 13.74 | 26 |
| Canna ... | 9.43 | 54 | 15.76 | 16 | Korrelkooking ... | 10.19 | 70 | 14.07 | 23 |
| Morawa ... | 9.56 | 58 | 14.39 | 22 | Kununoppin ... | 9.57 | 68 | 12.18 | 23 |
| Bowgada ... | — | — | 12.99 | 24 | Mukinbudin ... | 9.86 | 71 | 11.18 | 7 |
| Latham ... | 8.93 | 52 | 14.82 | 20 | Nungarin ... | 10.35 | 65 | 12.30 | 31 |
| Buntine ... | 8.47 | 52 | 14.90 | 20 | Burraoppin ... | 10.63 | 63 | 12.53 | 34 |
| Yandanooka ... | 11.65 | 76 | 18.30 | 28 | Merredin ... | 10.02 | 69 | 13.26 | 32 |
| Three Springs ... | 10.53 | 72 | 16.18 | 29 | Nukarni ... | 8.74 | 48 | 12.78 | 24 |
| Carnamah ... | 12.66 | 67 | 16.02 | 47 | Kodj-Kodjin ... | 8.90 | 62 | 13.51 | 33 |
| Coorow ... | 10.84 | 73 | 16.47 | 24 | Doodlakine ... | 9.00 | 59 | 12.83 | 25 |
| Watheroo ... | 12.90 | 77 | 17.18 | 36 | Kellerberrin ... | 11.19 | 75 | 13.45 | 43 |
| Mooro ... | 12.00 | 88 | 18.56 | 38 | Yorkrakine ... | 9.53 | 68 | 12.85 | 25 |
| Walebing ... | 14.78 | 89 | 20.45 | 52 | Tammin ... | 11.13 | 74 | 14.05 | 24 |
| Round Hill ... | 10.70 | 78 | 17.09 | 31 | Cunderdin ... | 11.70 | 69 | 14.96 | 22 |
| Wongan Hills ... | 8.85 | 70 | 15.22 | 23 | Meekering ... | 13.11 | 80 | 15.56 | 38 |
| Ballidu ... | 13.14 | 79 | 13.33 | 23 | Northam ... | 14.74 | 86 | 17.86 | 55 |
| Mean ... | 11.16 | 65 | 16.39 | 33 | Geomalling ... | 11.72 | 87 | 14.35 | 31 |
| SOUTH-WEST DIVISION (CENTRAL COASTAL). | | | | | SOUTH-WEST DIVISION (CENTRAL SOUTH). | | | | |
| Dandaragan ... | 19.82 | 99 | 26.98 | 53 | Quairading ... | 13.26 | 84 | 15.39 | 25 |
| New Norcia ... | 14.75 | 91 | 21.63 | 38 | Beverley ... | 13.11 | 83 | 17.00 | 50 |
| Wannamal ... | 19.77 | 81 | 24.82 | 31 | Brookton ... | 17.32 | 92 | 13.39 | 27 |
| Gingin ... | 27.11 | 98 | 31.24 | 47 | Wandering ... | 25.11 | 110 | 26.84 | 47 |
| Childow's Well ... | 35.61 | 98 | 38.98 | 39 | | | | | |
| Mundaring Weir ... | 41.62 | 92 | 43.51 | 26 | | | | | |
| Guildford ... | 32.55 | 112 | 34.23 | 56 | | | | | |
| Kalamunda ... | 43.66 | 119 | 43.62 | 27 | | | | | |
| Subiaco ... | 27.93 | 106 | 33.48 | 37 | | | | | |
| Perth Weather Bureau | 30.64 | 118 | 34.88 | 60 | | | | | |
| Fremantle Signal Station | 27.27 | 118 | 30.53 | 61 | | | | | |
| Rottneest ... | 25.52 | 117 | 29.01 | 54 | | | | | |
| Armadales ... | 33.80 | 93 | 36.68 | 35 | | | | | |
| Rockingham ... | 34.61 | 101 | 32.88 | 38 | | | | | |
| Jarrahdale ... | 52.03 | 101 | 47.43 | 53 | | | | | |
| Mean ... | 31.11 | 103 | 33.99 | 44 | | | | | |

(—) Signifies "No Record."

No. 57.—Rainfall during 1936, etc.—*continued.*

| Station. | 1936. | | Previous Years. | | Station. | 1936. | | Previous Years. | |
|--|-----------------------|------------------|---------------------------------|----------------------------|---|-----------------------|------------------|---------------------------------|----------------------------|
| | Rain-fall. Inches. | Wet Days. No. | Average Annual Fall. Inches. | Period of Record years. | | Rain-fall. Inches. | Wet Days. No. | Average Annual Fall. Inches. | Period of Record years. |
| SOUTH-WEST DIVISION (CENTRAL SOUTH)—<i>continued.</i> | | | | | EUCLA DIVISION—<i>continued.</i> | | | | |
| Pingelly | 17.46 | 76 | 17.77 | 45 | Nanambinia | 9.96 | 51 | 10.83 | 29 |
| Corrigin | 12.38 | 82 | 16.01 | 26 | Mundrabilla | 7.74 | 59 | 9.31 | 33 |
| Narembeen | 9.64 | 58 | 12.73 | 8 | Nullarbor | 4.87 | 55 | 8.87 | 48 |
| Kumminin, South | 10.19 | 64 | 14.03 | 6 | Mean | 6.09 | 42 | 8.11 | 30 |
| Kondinin | 9.81 | 77 | 14.06 | 18 | NORTH-EAST DIVISION. | | | | |
| Karlgarin | 10.34 | 57 | 13.26 | 11 | Willuna | 2.71 | 30 | 9.72 | 37 |
| Emu Rock | 10.69 | 92 | 10.49 | 30 | SOUTH-EAST DIVISION. | | | | |
| Kulln | 13.76 | 83 | 15.93 | 16 | Gidgee | 3.29 | 18 | 7.19 | 21 |
| Wiokepin | 15.84 | 77 | 16.91 | 24 | Sandstone | 5.18 | 32 | 9.31 | 31 |
| Dudinln | 13.00 | 57 | 14.98 | 20 | Booylgoo | 2.48 | 36 | 8.01 | 13 |
| Narrogin | 20.41 | 88 | 20.42 | 44 | Youanmi | 4.65 | 40 | 9.43 | 21 |
| Williams | 19.91 | 93 | 21.68 | 51 | Lawlers | 2.52 | 33 | 8.28 | 39 |
| Darkan | 18.20 | 86 | 22.99 | 34 | Kathleen Valley | 3.54 | 31 | 7.93 | 16 |
| Arthur | 16.85 | 95 | 19.70 | 45 | Mt. Sir Samuel | 2.01 | 20 | 9.50 | 35 |
| Boscabel | 15.02 | 102 | 22.29 | 20 | Laverton | 3.21 | 23 | 9.39 | 36 |
| Wagin | 15.64 | 100 | 17.87 | 45 | Morgans | 1.74 | 17 | 8.58 | 36 |
| Dumbleyung | 14.16 | 97 | 16.58 | 26 | Yundamindra | 3.22 | 15 | 9.04 | 35 |
| Kukerin | 16.25 | 99 | 17.26 | 23 | Murrin Murrin | 1.89 | 15 | 9.14 | 37 |
| Lake Grace | 14.27 | 67 | 14.90 | 21 | Malcolm | 3.67 | 31 | 8.45 | 38 |
| Newdegate | 10.51 | 70 | 14.67 | 10 | Leonora | 2.27 | 28 | 8.60 | 38 |
| Lake King | 9.42 | 59 | 13.50 | 6 | Kookynie | 3.41 | 28 | 9.84 | 34 |
| Pingrup | 13.21 | 79 | 15.64 | 10 | Linden | — | — | 9.17 | 11 |
| Badgebup | 11.82 | 77 | 15.80 | 23 | Menzies | 4.18 | 37 | 9.55 | 39 |
| Nyabing | 11.94 | 71 | 17.30 | 23 | Cobbanco | 2.90 | 16 | 8.83 | 10 |
| Katanning | 15.25 | 116 | 18.84 | 44 | Davyhurst | 3.90 | 43 | 10.51 | 34 |
| Broomehill | 12.14 | 108 | 18.49 | 45 | Ora Banda | 2.52 | 21 | 9.05 | 19 |
| Kojonup | 17.66 | 138 | 22.16 | 51 | Kanowna | 7.32 | 41 | 9.71 | 40 |
| Tambellup | 12.73 | 95 | 18.98 | 25 | Bulong | 5.88 | 40 | 9.44 | 39 |
| Yonki-Yonka | 15.14 | 89 | 23.20 | 20 | Kurnalpi | 6.04 | 31 | 9.29 | 34 |
| Cranbrook | 15.45 | 95 | 20.16 | 43 | Kalgoorlie | 7.92 | 47 | 9.53 | 40 |
| Gnowangerup | 10.45 | 76 | 17.04 | 23 | Karonie | 4.60 | 17 | 8.94 | 21 |
| Amelup | 9.34 | 62 | 16.37 | 30 | Zanthus | 4.59 | 21 | 9.50 | 21 |
| Borden | 9.99 | 63 | 15.11 | 11 | Coolgardie | 7.47 | 49 | 10.21 | 43 |
| Ongerup | 11.09 | 72 | 16.43 | 21 | Southern Cross | 7.00 | 60 | 10.74 | 46 |
| Jarramongup | 12.63 | 75 | 15.53 | 41 | Moorine Rock | 7.81 | 55 | 11.42 | 26 |
| Ravensthorpe | 10.16 | 82 | 16.10 | 34 | Bullfinch | 9.06 | 37 | 11.93 | 24 |
| Mean | 13.79 | 84 | 17.30 | 28 | Westonia | 10.43 | 60 | 13.57 | 20 |
| EUCLA DIVISION. | | | | | Marvel Loch | 7.73 | 43 | 13.67 | 14 |
| Rawlinna | 3.67 | 39 | 6.74 | 19 | Norseman | 9.06 | 57 | 10.79 | 39 |
| Haig | 3.69 | 24 | 6.85 | 18 | Widgiemooltha | 8.29 | 35 | 11.18 | 38 |
| Loongana | 4.64 | 16 | 6.38 | 18 | Salmon Gums | 11.16 | 61 | 12.93 | 14 |
| Forrest | 5.03 | 19 | 6.39 | 18 | Grass Patch | 11.35 | 64 | 16.69 | 7 |
| Deakin | 3.71 | 22 | 6.32 | 14 | Mean | 5.36 | 35 | 9.93 | 29 |
| Eucla | 8.52 | 84 | 10.08 | 57 | | | | | |
| Balladonia | 9.08 | 55 | 9.35 | 45 | | | | | |

(—) Signifies "No record."

No. 58.—Monthly Recordings of Rainfall (in points) and Wet Days at Representative Stations in the Wheat Belt during 1936.

| Road Board. | Recording Station. | Jan. | | Feb. | | Mar. | | April. | | May. | | June. | | July. | | August. | | Sept. | | Oct. | | Nov. | | Dec. | | Total for Year. | | |
|---------------|--------------------|------|-----|------|-----|------|-----|--------|-----|------|-----|-------|-----|-------|-----|---------|-----|-------|-----|------|-----|------|-----|------|-------|-----------------|-------|------|
| | | Pts. | No. | Pts. | No. | Pts. | No. | Pts. | No. | Pts. | No. | Pts. | No. | Pts. | No. | Pts. | No. | Pts. | No. | Pts. | No. | Pts. | No. | Pts. | No. | Pts. | No. | Pts. |
| Northampton | Northampton | 7 | 1 | 12 | 3 | 2 | 1 | 4 | 3 | 223 | 4 | 387 | 14 | 136 | 13 | 283 | 17 | 103 | 5 | 78 | 4 | 78 | 3 | 1 | 1,683 | 65 | 1,683 | 65 |
| Alana | Alana | 1 | 1 | 50 | 2 | 2 | 1 | 87 | 3 | 173 | 4 | 173 | 14 | 136 | 10 | 97 | 16 | 48 | 4 | 24 | 3 | 25 | 1 | 493 | 62 | 493 | 62 | |
| Mullewa | Mullewa | 1 | 1 | 50 | 2 | 2 | 1 | 37 | 3 | 90 | 3 | 194 | 10 | 129 | 10 | 123 | 13 | 47 | 5 | 16 | 3 | 36 | 1 | 882 | 54 | 882 | 54 | |
| Upper Chapman | Upper Chapman | 1 | 1 | 50 | 2 | 2 | 1 | 37 | 3 | 90 | 3 | 194 | 10 | 129 | 10 | 123 | 13 | 47 | 5 | 16 | 3 | 36 | 1 | 882 | 54 | 882 | 54 | |
| Geraldton | Geraldton | 1 | 1 | 50 | 2 | 2 | 1 | 37 | 3 | 90 | 3 | 194 | 10 | 129 | 10 | 123 | 13 | 47 | 5 | 16 | 3 | 36 | 1 | 882 | 54 | 882 | 54 | |
| Greenough | Greenough | 1 | 1 | 50 | 2 | 2 | 1 | 37 | 3 | 90 | 3 | 194 | 10 | 129 | 10 | 123 | 13 | 47 | 5 | 16 | 3 | 36 | 1 | 882 | 54 | 882 | 54 | |
| Irwin | Irwin | 1 | 1 | 50 | 2 | 2 | 1 | 37 | 3 | 90 | 3 | 194 | 10 | 129 | 10 | 123 | 13 | 47 | 5 | 16 | 3 | 36 | 1 | 882 | 54 | 882 | 54 | |
| Mingenew | Mingenew | 1 | 1 | 50 | 2 | 2 | 1 | 37 | 3 | 90 | 3 | 194 | 10 | 129 | 10 | 123 | 13 | 47 | 5 | 16 | 3 | 36 | 1 | 882 | 54 | 882 | 54 | |
| Morawa | Morawa | 1 | 1 | 50 | 2 | 2 | 1 | 37 | 3 | 90 | 3 | 194 | 10 | 129 | 10 | 123 | 13 | 47 | 5 | 16 | 3 | 36 | 1 | 882 | 54 | 882 | 54 | |
| Morawa | Morawa | 1 | 1 | 50 | 2 | 2 | 1 | 37 | 3 | 90 | 3 | 194 | 10 | 129 | 10 | 123 | 13 | 47 | 5 | 16 | 3 | 36 | 1 | 882 | 54 | 882 | 54 | |
| Morawa | Morawa | 1 | 1 | 50 | 2 | 2 | 1 | 37 | 3 | 90 | 3 | 194 | 10 | 129 | 10 | 123 | 13 | 47 | 5 | 16 | 3 | 36 | 1 | 882 | 54 | 882 | 54 | |
| Morawa | Morawa | 1 | 1 | 50 | 2 | 2 | 1 | 37 | 3 | 90 | 3 | 194 | 10 | 129 | 10 | 123 | 13 | 47 | 5 | 16 | 3 | 36 | 1 | 882 | 54 | 882 | 54 | |
| Morawa | Morawa | 1 | 1 | 50 | 2 | 2 | 1 | 37 | 3 | 90 | 3 | 194 | 10 | 129 | 10 | 123 | 13 | 47 | 5 | 16 | 3 | 36 | 1 | 882 | 54 | 882 | 54 | |
| Morawa | Morawa | 1 | 1 | 50 | 2 | 2 | 1 | 37 | 3 | 90 | 3 | 194 | 10 | 129 | 10 | 123 | 13 | 47 | 5 | 16 | 3 | 36 | 1 | 882 | 54 | 882 | 54 | |
| Morawa | Morawa | 1 | 1 | 50 | 2 | 2 | 1 | 37 | 3 | 90 | 3 | 194 | 10 | 129 | 10 | 123 | 13 | 47 | 5 | 16 | 3 | 36 | 1 | 882 | 54 | 882 | 54 | |
| Morawa | Morawa | 1 | 1 | 50 | 2 | 2 | 1 | 37 | 3 | 90 | 3 | 194 | 10 | 129 | 10 | 123 | 13 | 47 | 5 | 16 | 3 | 36 | 1 | 882 | 54 | 882 | 54 | |
| Morawa | Morawa | 1 | 1 | 50 | 2 | 2 | 1 | 37 | 3 | 90 | 3 | 194 | 10 | 129 | 10 | 123 | 13 | 47 | 5 | 16 | 3 | 36 | 1 | 882 | 54 | 882 | 54 | |
| Morawa | Morawa | 1 | 1 | 50 | 2 | 2 | 1 | 37 | 3 | 90 | 3 | 194 | 10 | 129 | 10 | 123 | 13 | 47 | 5 | 16 | 3 | 36 | 1 | 882 | 54 | 882 | 54 | |
| Morawa | Morawa | 1 | 1 | 50 | 2 | 2 | 1 | 37 | 3 | 90 | 3 | 194 | 10 | 129 | 10 | 123 | 13 | 47 | 5 | 16 | 3 | 36 | 1 | 882 | 54 | 882 | 54 | |
| Morawa | Morawa | 1 | 1 | 50 | 2 | 2 | 1 | 37 | 3 | 90 | 3 | 194 | 10 | 129 | 10 | 123 | 13 | 47 | 5 | 16 | 3 | 36 | 1 | 882 | 54 | 882 | 54 | |
| Morawa | Morawa | 1 | 1 | 50 | 2 | 2 | 1 | 37 | 3 | 90 | 3 | 194 | 10 | 129 | 10 | 123 | 13 | 47 | 5 | 16 | 3 | 36 | 1 | 882 | 54 | 882 | 54 | |
| Morawa | Morawa | 1 | 1 | 50 | 2 | 2 | 1 | 37 | 3 | 90 | 3 | 194 | 10 | 129 | 10 | 123 | 13 | 47 | 5 | 16 | 3 | 36 | 1 | 882 | 54 | 882 | 54 | |
| Morawa | Morawa | 1 | 1 | 50 | 2 | 2 | 1 | 37 | 3 | 90 | 3 | 194 | 10 | 129 | 10 | 123 | 13 | 47 | 5 | 16 | 3 | 36 | 1 | 882 | 54 | 882 | 54 | |
| Morawa | Morawa | 1 | 1 | 50 | 2 | 2 | 1 | 37 | 3 | 90 | 3 | 194 | 10 | 129 | 10 | 123 | 13 | 47 | 5 | 16 | 3 | 36 | 1 | 882 | 54 | 882 | 54 | |
| Morawa | Morawa | 1 | 1 | 50 | 2 | 2 | 1 | 37 | 3 | 90 | 3 | 194 | 10 | 129 | 10 | 123 | 13 | 47 | 5 | 16 | 3 | 36 | 1 | 882 | 54 | 882 | 54 | |
| Morawa | Morawa | 1 | 1 | 50 | 2 | 2 | 1 | 37 | 3 | 90 | 3 | 194 | 10 | 129 | 10 | 123 | 13 | 47 | 5 | 16 | 3 | 36 | 1 | 882 | 54 | 882 | 54 | |
| Morawa | Morawa | 1 | 1 | 50 | 2 | 2 | 1 | 37 | 3 | 90 | 3 | 194 | 10 | 129 | 10 | 123 | 13 | 47 | 5 | 16 | 3 | 36 | 1 | 882 | 54 | 882 | 54 | |
| Morawa | Morawa | 1 | 1 | 50 | 2 | 2 | 1 | 37 | 3 | 90 | 3 | 194 | 10 | 129 | 10 | 123 | 13 | 47 | 5 | 16 | 3 | 36 | 1 | 882 | 54 | 882 | 54 | |
| Morawa | Morawa | 1 | 1 | 50 | 2 | 2 | 1 | 37 | 3 | 90 | 3 | 194 | 10 | 129 | 10 | 123 | 13 | 47 | 5 | 16 | 3 | 36 | 1 | 882 | 54 | 882 | 54 | |
| Morawa | Morawa | 1 | 1 | 50 | 2 | 2 | 1 | 37 | 3 | 90 | 3 | 194 | 10 | 129 | 10 | 123 | 13 | 47 | 5 | 16 | 3 | 36 | 1 | 882 | 54 | 882 | 54 | |
| Morawa | Morawa | 1 | 1 | 50 | 2 | 2 | 1 | 37 | 3 | 90 | 3 | 194 | 10 | 129 | 10 | 123 | 13 | 47 | 5 | 16 | 3 | 36 | 1 | 882 | 54 | 882 | 54 | |
| Morawa | Morawa | 1 | 1 | 50 | 2 | 2 | 1 | 37 | 3 | 90 | 3 | 194 | 10 | 129 | 10 | 123 | 13 | 47 | 5 | 16 | 3 | 36 | 1 | 882 | 54 | 882 | 54 | |
| Morawa | Morawa | 1 | 1 | 50 | 2 | 2 | 1 | 37 | 3 | 90 | 3 | 194 | 10 | 129 | 10 | 123 | 13 | 47 | 5 | 16 | 3 | 36 | 1 | 882 | 54 | 882 | 54 | |
| Morawa | Morawa | 1 | 1 | 50 | 2 | 2 | 1 | 37 | 3 | 90 | 3 | 194 | 10 | 129 | 10 | 123 | 13 | 47 | 5 | 16 | 3 | 36 | 1 | 882 | 54 | 882 | 54 | |
| Morawa | Morawa | 1 | 1 | 50 | 2 | 2 | 1 | 37 | 3 | 90 | 3 | 194 | 10 | 129 | 10 | 123 | 13 | 47 | 5 | 16 | 3 | 36 | 1 | 882 | 54 | 882 | 54 | |
| Morawa | Morawa | 1 | 1 | 50 | 2 | 2 | 1 | 37 | 3 | 90 | 3 | 194 | 10 | 129 | 10 | 123 | 13 | 47 | 5 | 16 | 3 | 36 | 1 | 882 | 54 | 882 | 54 | |
| Morawa | Morawa | 1 | 1 | 50 | 2 | 2 | 1 | 37 | 3 | 90 | 3 | 194 | 10 | 129 | 10 | 123 | 13 | 47 | 5 | 16 | 3 | 36 | 1 | 882 | 54 | 882 | 54 | |
| Morawa | Morawa | 1 | 1 | 50 | 2 | 2 | 1 | 37 | 3 | 90 | 3 | 194 | 10 | 129 | 10 | 123 | 13 | 47 | 5 | 16 | 3 | 36 | 1 | 882 | 54 | 882 | 54 | |
| Morawa | Morawa | 1 | 1 | 50 | 2 | 2 | 1 | 37 | 3 | 90 | 3 | 194 | 10 | 129 | 10 | 123 | 13 | 47 | 5 | 16 | 3 | 36 | 1 | 882 | 54 | 882 | 54 | |
| Morawa | Morawa | 1 | 1 | 50 | 2 | 2 | 1 | 37 | 3 | 90 | 3 | 194 | 10 | 129 | 10 | 123 | 13 | 47 | 5 | 16 | 3 | 36 | 1 | 882 | 54 | 882 | 54 | |
| Morawa | Morawa | 1 | 1 | 50 | 2 | 2 | 1 | 37 | 3 | 90 | 3 | 194 | 10 | 129 | 10 | 123 | 13 | 47 | 5 | 16 | 3 | 36 | 1 | 882 | 54 | 882 | 54 | |
| Morawa | Morawa | 1 | 1 | 50 | 2 | 2 | 1 | 37 | 3 | 90 | 3 | 194 | 10 | 129 | 10 | 123 | 13 | 47 | 5 | 16 | 3 | 36 | 1 | 882 | 54 | 882 | 54 | |
| Morawa | Morawa | 1 | 1 | 50 | 2 | 2 | 1 | 37 | 3 | 90 | 3 | 194 | 10 | 129 | 10 | 123 | 13 | 47 | 5 | 16 | 3 | 36 | 1 | 882 | 54 | 882 | 54 | |
| Morawa | Morawa | 1 | 1 | 50 | 2 | 2 | 1 | 37 | 3 | 90 | 3 | 194 | 10 | 129 | 10 | 123 | 13 | 47 | 5 | 16 | 3 | 36 | 1 | 882 | 54 | 882 | 54 | |
| Morawa | Morawa | 1 | 1 | 50 | 2 | 2 | 1 | 37 | 3 | 90 | 3 | 194 | 10 | 129 | 10 | 123 | 13 | 47 | 5 | 16 | 3 | 36 | 1 | 882 | 54 | 882 | 54 | |
| Morawa | Morawa | 1 | 1 | 50 | 2 | 2 | 1 | 37 | 3 | 90 | 3 | 194 | 10 | 129 | 10 | 123 | 13 | 47 | 5 | 16 | 3 | 36 | 1 | 882 | 54 | 882 | 54 | |
| Morawa | Morawa | 1 | 1 | 50 | 2 | 2 | 1 | 37 | 3 | 90 | 3 | 194 | 10 | 129 | 10 | 123 | 13 | 47 | 5 | 16 | 3 | 36 | 1 | 882 | 54 | 882 | 54 | |
| Morawa | Morawa | 1 | 1 | 50 | 2 | 2 | 1 | 37 | 3 | 90 | 3 | 194 | 10 | 129 | 10 | 123 | 13 | 47 | 5 | 16 | 3 | 36 | 1 | 882 | 54 | 882 | 54 | |
| Morawa | Morawa | 1 | 1 | 50 | 2 | 2 | 1 | 37 | 3 | 90 | 3 | 194 | 10 | 129 | 10 | 123 | 13 | 47 | 5 | 16 | 3 | 36 | 1 | 882 | 54 | 882 | 54 | |
| Morawa | Morawa | 1 | 1 | 50 | 2 | 2 | 1 | 37 | 3 | 90 | 3 | 194 | 10 | 129 | 10 | 123 | 13 | 47 | 5 | 16 | 3 | 36 | 1 | 882 | 54 | 882 | 54 | |
| Morawa | Morawa | 1 | 1 | 50 | 2 | 2 | 1 | 37 | 3 | 90 | 3 | 194 | 10 | 129 | 10 | 123 | 13 | 47 | 5 | 16 | 3 | 36 | 1 | 882 | 54 | 882 | 54 | |
| Morawa | Morawa | 1 | 1 | 50 | 2 | 2 | 1 | 37 | 3 | 90 | 3 | 194 | 10 | 129 | 10 | 123 | 13 | 47 | 5 | 16 | 3 | 36 | 1 | 882 | 54 | 882 | 54 | |
| Morawa | Morawa | 1 | 1 | 50 | 2 | 2 | 1 | | | | | | | | | | | | | | | | | | | | | |

| | | | | | | | | | | | | | | | | | | | | | | | |
|----------------|----|---|----|-----|----|-----|-----|-----|-----|-----|-----|-----|-----|----|----|----|----|----|----|---|-----|---|-------|
| Nukarni | 86 | 3 | 1 | 42 | 1 | 4 | 108 | 5 | 253 | 9 | 62 | 8 | 110 | 10 | 90 | 4 | 18 | 1 | 23 | 2 | 82 | 4 | 874 |
| Dowari | 25 | 4 | 18 | 76 | 3 | 118 | 6 | 280 | 10 | 116 | 12 | 233 | 18 | 18 | 80 | 6 | 27 | 17 | 17 | 2 | 327 | 4 | 1,312 |
| Minivale | 60 | 4 | 14 | 114 | 6 | 256 | 11 | 280 | 10 | 116 | 12 | 233 | 18 | 18 | 80 | 6 | 27 | 17 | 17 | 2 | 327 | 4 | 1,312 |
| Wyalkatcham | 51 | 4 | 16 | 93 | 7 | 217 | 11 | 280 | 10 | 116 | 12 | 233 | 18 | 18 | 80 | 6 | 27 | 17 | 17 | 2 | 327 | 4 | 1,312 |
| Korrellocking | 14 | 3 | 93 | 99 | 7 | 219 | 10 | 259 | 10 | 97 | 11 | 190 | 16 | 98 | 3 | 5 | 22 | 4 | 10 | 2 | 146 | 3 | 969 |
| Koora | 24 | 3 | 12 | 99 | 7 | 219 | 10 | 259 | 10 | 97 | 11 | 190 | 16 | 98 | 3 | 5 | 22 | 4 | 10 | 2 | 146 | 3 | 969 |
| Kulla | 69 | 6 | 13 | 4 | 71 | 5 | 229 | 10 | 97 | 11 | 165 | 19 | 59 | 59 | 3 | 4 | 33 | 3 | 5 | 2 | 107 | 4 | 1,019 |
| Mount Marshall | 22 | 2 | 17 | 101 | 5 | 244 | 8 | 244 | 8 | 97 | 11 | 165 | 19 | 59 | 3 | 4 | 33 | 3 | 5 | 2 | 107 | 4 | 1,019 |
| Bencubbin | 48 | 3 | 18 | 1 | 76 | 5 | 216 | 11 | 114 | 15 | 146 | 12 | 39 | 4 | 5 | 11 | 1 | 22 | 1 | 1 | 52 | 4 | 833 |
| Benambra | 35 | 3 | 9 | 69 | 5 | 278 | 9 | 278 | 9 | 99 | 14 | 175 | 19 | 53 | 5 | 4 | 32 | 11 | 22 | 1 | 52 | 4 | 833 |
| Mulka | 15 | 3 | 12 | 4 | 71 | 4 | 258 | 9 | 101 | 12 | 142 | 13 | 34 | 4 | 5 | 11 | 1 | 22 | 1 | 1 | 52 | 4 | 833 |
| Mulka | 15 | 3 | 12 | 4 | 71 | 4 | 258 | 9 | 101 | 12 | 142 | 13 | 34 | 4 | 5 | 11 | 1 | 22 | 1 | 1 | 52 | 4 | 833 |
| Mulka | 15 | 3 | 12 | 4 | 71 | 4 | 258 | 9 | 101 | 12 | 142 | 13 | 34 | 4 | 5 | 11 | 1 | 22 | 1 | 1 | 52 | 4 | 833 |
| Mulka | 15 | 3 | 12 | 4 | 71 | 4 | 258 | 9 | 101 | 12 | 142 | 13 | 34 | 4 | 5 | 11 | 1 | 22 | 1 | 1 | 52 | 4 | 833 |
| Mulka | 15 | 3 | 12 | 4 | 71 | 4 | 258 | 9 | 101 | 12 | 142 | 13 | 34 | 4 | 5 | 11 | 1 | 22 | 1 | 1 | 52 | 4 | 833 |
| Mulka | 15 | 3 | 12 | 4 | 71 | 4 | 258 | 9 | 101 | 12 | 142 | 13 | 34 | 4 | 5 | 11 | 1 | 22 | 1 | 1 | 52 | 4 | 833 |
| Mulka | 15 | 3 | 12 | 4 | 71 | 4 | 258 | 9 | 101 | 12 | 142 | 13 | 34 | 4 | 5 | 11 | 1 | 22 | 1 | 1 | 52 | 4 | 833 |
| Mulka | 15 | 3 | 12 | 4 | 71 | 4 | 258 | 9 | 101 | 12 | 142 | 13 | 34 | 4 | 5 | 11 | 1 | 22 | 1 | 1 | 52 | 4 | 833 |
| Mulka | 15 | 3 | 12 | 4 | 71 | 4 | 258 | 9 | 101 | 12 | 142 | 13 | 34 | 4 | 5 | 11 | 1 | 22 | 1 | 1 | 52 | 4 | 833 |
| Mulka | 15 | 3 | 12 | 4 | 71 | 4 | 258 | 9 | 101 | 12 | 142 | 13 | 34 | 4 | 5 | 11 | 1 | 22 | 1 | 1 | 52 | 4 | 833 |
| Mulka | 15 | 3 | 12 | 4 | 71 | 4 | 258 | 9 | 101 | 12 | 142 | 13 | 34 | 4 | 5 | 11 | 1 | 22 | 1 | 1 | 52 | 4 | 833 |
| Mulka | 15 | 3 | 12 | 4 | 71 | 4 | 258 | 9 | 101 | 12 | 142 | 13 | 34 | 4 | 5 | 11 | 1 | 22 | 1 | 1 | 52 | 4 | 833 |
| Mulka | 15 | 3 | 12 | 4 | 71 | 4 | 258 | 9 | 101 | 12 | 142 | 13 | 34 | 4 | 5 | 11 | 1 | 22 | 1 | 1 | 52 | 4 | 833 |
| Mulka | 15 | 3 | 12 | 4 | 71 | 4 | 258 | 9 | 101 | 12 | 142 | 13 | 34 | 4 | 5 | 11 | 1 | 22 | 1 | 1 | 52 | 4 | 833 |
| Mulka | 15 | 3 | 12 | 4 | 71 | 4 | 258 | 9 | 101 | 12 | 142 | 13 | 34 | 4 | 5 | 11 | 1 | 22 | 1 | 1 | 52 | 4 | 833 |
| Mulka | 15 | 3 | 12 | 4 | 71 | 4 | 258 | 9 | 101 | 12 | 142 | 13 | 34 | 4 | 5 | 11 | 1 | 22 | 1 | 1 | 52 | 4 | 833 |
| Mulka | 15 | 3 | 12 | 4 | 71 | 4 | 258 | 9 | 101 | 12 | 142 | 13 | 34 | 4 | 5 | 11 | 1 | 22 | 1 | 1 | 52 | 4 | 833 |
| Mulka | 15 | 3 | 12 | 4 | 71 | 4 | 258 | 9 | 101 | 12 | 142 | 13 | 34 | 4 | 5 | 11 | 1 | 22 | 1 | 1 | 52 | 4 | 833 |
| Mulka | 15 | 3 | 12 | 4 | 71 | 4 | 258 | 9 | 101 | 12 | 142 | 13 | 34 | 4 | 5 | 11 | 1 | 22 | 1 | 1 | 52 | 4 | 833 |
| Mulka | 15 | 3 | 12 | 4 | 71 | 4 | 258 | 9 | 101 | 12 | 142 | 13 | 34 | 4 | 5 | 11 | 1 | 22 | 1 | 1 | 52 | 4 | 833 |
| Mulka | 15 | 3 | 12 | 4 | 71 | 4 | 258 | 9 | 101 | 12 | 142 | 13 | 34 | 4 | 5 | 11 | 1 | 22 | 1 | 1 | 52 | 4 | 833 |
| Mulka | 15 | 3 | 12 | 4 | 71 | 4 | 258 | 9 | 101 | 12 | 142 | 13 | 34 | 4 | 5 | 11 | 1 | 22 | 1 | 1 | 52 | 4 | 833 |
| Mulka | 15 | 3 | 12 | 4 | 71 | 4 | 258 | 9 | 101 | 12 | 142 | 13 | 34 | 4 | 5 | 11 | 1 | 22 | 1 | 1 | 52 | 4 | 833 |
| Mulka | 15 | 3 | 12 | 4 | 71 | 4 | 258 | 9 | 101 | 12 | 142 | 13 | 34 | 4 | 5 | 11 | 1 | 22 | 1 | 1 | 52 | 4 | 833 |
| Mulka | 15 | 3 | 12 | 4 | 71 | 4 | 258 | 9 | 101 | 12 | 142 | 13 | 34 | 4 | 5 | 11 | 1 | 22 | 1 | 1 | 52 | 4 | 833 |
| Mulka | 15 | 3 | 12 | 4 | 71 | 4 | 258 | 9 | 101 | 12 | 142 | 13 | 34 | 4 | 5 | 11 | 1 | 22 | 1 | 1 | 52 | 4 | 833 |
| Mulka | 15 | 3 | 12 | 4 | 71 | 4 | 258 | 9 | 101 | 12 | 142 | 13 | 34 | 4 | 5 | 11 | 1 | 22 | 1 | 1 | 52 | 4 | 833 |
| Mulka | 15 | 3 | 12 | 4 | 71 | 4 | 258 | 9 | 101 | 12 | 142 | 13 | 34 | 4 | 5 | 11 | 1 | 22 | 1 | 1 | 52 | 4 | 833 |
| Mulka | 15 | 3 | 12 | 4 | 71 | 4 | 258 | 9 | 101 | 12 | 142 | 13 | 34 | 4 | 5 | 11 | 1 | 22 | 1 | 1 | 52 | 4 | 833 |
| Mulka | 15 | 3 | 12 | 4 | 71 | 4 | 258 | 9 | 101 | 12 | 142 | 13 | 34 | 4 | 5 | 11 | 1 | 22 | 1 | 1 | 52 | 4 | 833 |
| Mulka | 15 | 3 | 12 | 4 | 71 | 4 | 258 | 9 | 101 | 12 | 142 | 13 | 34 | 4 | 5 | 11 | 1 | 22 | 1 | 1 | 52 | 4 | 833 |
| Mulka | 15 | 3 | 12 | 4 | 71 | 4 | 258 | 9 | 101 | 12 | 142 | 13 | 34 | 4 | 5 | 11 | 1 | 22 | 1 | 1 | 52 | 4 | 833 |
| Mulka | 15 | 3 | 12 | 4 | 71 | 4 | 258 | 9 | 101 | 12 | 142 | 13 | 34 | 4 | 5 | 11 | 1 | 22 | 1 | 1 | 52 | 4 | 833 |
| Mulka | 15 | 3 | 12 | 4 | 71 | 4 | 258 | 9 | 101 | 12 | 142 | 13 | 34 | 4 | 5 | 11 | 1 | 22 | 1 | 1 | 52 | 4 | 833 |
| Mulka | 15 | 3 | 12 | 4 | 71 | 4 | 258 | 9 | 101 | 12 | 142 | 13 | 34 | 4 | 5 | 11 | 1 | 22 | 1 | 1 | 52 | 4 | 833 |
| Mulka | 15 | 3 | 12 | 4 | 71 | 4 | 258 | 9 | 101 | 12 | 142 | 13 | 34 | 4 | 5 | 11 | 1 | 22 | 1 | 1 | 52 | 4 | 833 |
| Mulka | 15 | 3 | 12 | 4 | 71 | 4 | 258 | 9 | 101 | 12 | 142 | 13 | 34 | 4 | 5 | 11 | 1 | 22 | 1 | 1 | 52 | 4 | 833 |
| Mulka | 15 | 3 | 12 | 4 | 71 | 4 | 258 | 9 | 101 | 12 | 142 | 13 | 34 | 4 | 5 | 11 | 1 | 22 | 1 | 1 | 52 | 4 | 833 |
| Mulka | 15 | 3 | 12 | 4 | 71 | 4 | 258 | 9 | 101 | 12 | 142 | 13 | 34 | 4 | 5 | 11 | 1 | 22 | 1 | 1 | 52 | 4 | 833 |
| Mulka | 15 | 3 | 12 | 4 | 71 | 4 | 258 | 9 | 101 | 12 | 142 | 13 | 34 | 4 | 5 | 11 | 1 | 22 | 1 | 1 | 52 | 4 | 833 |
| Mulka | 15 | 3 | 12 | 4 | 71 | 4 | 258 | 9 | 101 | 12 | 142 | 13 | 34 | 4 | 5 | 11 | 1 | 22 | 1 | 1 | 52 | 4 | 833 |
| Mulka | 15 | 3 | 12 | 4 | 71 | 4 | 258 | 9 | 101 | 12 | 142 | 13 | 34 | 4 | 5 | 11 | 1 | 22 | 1 | 1 | 52 | 4 | 833 |
| Mulka | 15 | 3 | 12 | 4 | 71 | 4 | 258 | 9 | 101 | 12 | 142 | 13 | 34 | 4 | 5 | 11 | 1 | 22 | 1 | 1 | 52 | 4 | 833 |
| Mulka | 15 | 3 | 12 | 4 | 71 | 4 | 258 | 9 | 101 | 12 | 142 | 13 | 34 | 4 | 5 | 11 | 1 | 22 | 1 | 1 | 52 | 4 | 833 |
| Mulka | 15 | 3 | 12 | 4 | 71 | 4 | 258 | 9 | 101 | 12 | 142 | 13 | 34 | 4 | 5 | 11 | 1 | 22 | 1 | 1 | 52 | 4 | 833 |
| Mulka | 15 | 3 | 12 | 4 | 71 | 4 | 258 | 9 | 101 | 12 | 142 | 13 | 34 | 4 | 5 | 11 | 1 | 22 | 1 | 1 | 52 | 4 | 833 |
| Mulka | 15 | 3 | 12 | 4 | 71 | 4 | 258 | 9 | 101 | 12 | 142 | 13 | 34 | 4 | 5 | 11 | 1 | 22 | 1 | 1 | 52 | 4 | 833 |
| Mulka | 15 | 3 | 12 | 4 | 71 | 4 | 258 | 9 | 101 | 12 | 142 | 13 | 34 | 4 | 5 | 11 | 1 | 22 | 1 | 1 | 52 | 4 | 833 |
| Mulka | 15 | 3 | 12 | 4 | 71 | 4 | 258 | 9 | 101 | 12 | 142 | 13 | 34 | 4 | 5 | 11 | 1 | 22 | 1 | 1 | 52 | 4 | 833 |
| Mulka | 15 | 3 | 12 | 4 | 71 | 4 | 258 | 9 | 101 | 12 | 142 | 13 | 34 | 4 | 5 | 11 | 1 | 22 | 1 | 1 | 52 | 4 | 833 |
| Mulka | 15 | 3 | 12 | 4 | 71 | 4 | 258 | 9 | 101 | 12 | 142 | 13 | 34 | 4 | 5 | 11 | 1 | 22 | 1 | 1 | 52 | 4 | 833 |
| Mulka | 15 | 3 | 12 | 4 | 71 | 4 | 258 | 9 | 101 | 12 | 142 | 13 | 34 | 4 | 5 | 11 | 1 | 22 | 1 | 1 | 52 | 4 | 833 |
| Mulka | 15 | 3 | 12 | 4 | 71 | 4 | 258 | 9 | 101 | 12 | 142 | 13 | 34 | 4 | 5 | 11 | 1 | 22 | 1 | 1 | 52 | 4 | 833 |
| Mulka | 15 | 3 | 12 | | | | | | | | | | | | | | | | | | | | |

No. 59.—Epitome of Results of Observations at various Stations during 1936.

| Station. | Barometer corrected to 32° Fahr. Mean Sea-Level and Gravity. | | | | Shade Temperature. | | | | | Humidity. (Saturation 100.) | | Rainfall. | | | | Cloud. (0-10.) | | | | | | | |
|--------------------------|--|---------------|---------|---------|--------------------|---------|---------|----------|---------|-----------------------------|-----------|--------------|----------|--------------|---------|----------------|----------|-------|---------------------------|--------|-----------|--------|--------|
| | Mean 9 a.m. and 3 p.m. | Highest. | Date. | Lowest. | Date. | Lowest. | Date. | Highest. | Date. | Mean Max. | Mean Min. | Mean. | Highest. | Date. | Lowest. | Date. | Highest. | Date. | Greatest fall on one day. | Total. | Wet Days. | 9 a.m. | 3 p.m. |
| | | | | | | | | | | | | | | | | | | | | | | | |
| Wyndham | 29-793 80-125 | 29-803 80-125 | 23 June | 29-488 | 24 Feb. | 56.6 | 21 Jan. | 110.0 | 24 June | 84.4 | 77.4 | 85.9 | 110.0 | 21 Jan. | 56.6 | 24 June | 14.38 | 2.88 | 8 Jan. | 3.8 | 4.5 | 3.8 | 4.5 |
| Hall's Creek | 29-801 80-264 | 29-801 80-264 | 23 June | 29-479 | 10 Jan. | 66.8 | 21 Jan. | 110.0 | 25 June | 84.7 | 66.8 | 79.9 | 110.0 | 21 Jan. | 34.7 | 25 June | 8.80 | 0.90 | 25 Feb. | 3.5 | 4.5 | 3.5 | 4.5 |
| Port George IV. | — | — | — | — | — | 92.4 | 68.6 | 80.5 | 104.0 | 19 Dec. | 36.0 | — | — | — | — | — | 30.20 | 0.77 | 25 Feb. | 3.2 | — | 3.2 | — |
| Derby | 29-870 80-164 | 29-870 80-164 | 23 June | 29-555 | 9 Jan. | 96.0 | 92.5 | 84.2 | 114.0 | 22 Nov. | 47.0 | 25 June | 63 | 25 June | 47.0 | 25 June | 15.88 | 2.14 | 25 Feb. | 2.0 | 2.5 | 2.0 | 2.5 |
| Broome | 29-864 80-160 | 29-864 80-160 | 22 June | 29-322 | 9 Jan. | 90.5 | 71.2 | 80.9 | 104.0 | 18 Mar. | 43.6 | 25 June | 59 | 25 June | 43.6 | 25 June | 13.49 | 2.46 | 10 Jan. | 1.9 | 1.7 | 1.9 | 1.7 |
| La Grange | 29-868 | — | — | — | — | 66.8 | — | — | 109.5 | 26 Nov. | 34.2 | 24 June | 49 | 24 June | 34.2 | 24 June | 13.21 | 2.87 | 10 Jan. | 2.2 | — | 2.2 | — |
| Anna Plains | — | — | — | — | — | — | — | — | — | — | — | — | — | — | — | — | 13.70 | 1.7 | 28 Feb. | 2.3 | — | 2.3 | — |
| Port Hedland | 29-872 80-204 | 29-872 80-204 | 23 June | 29-466 | 9 Jan. | 89.7 | 68.6 | 79.2 | 109.2 | 26 Mar. | 45.0 | 26 June | 48 | 26 June | 45.0 | 26 June | 4.83 | 5 | 9 Jan. | 0.8 | 1.0 | 0.8 | 1.0 |
| Marble Bar | 29-850 80-256 | 29-850 80-256 | 22 June | 29-480 | 9 Jan. | 98.5 | 68.5 | 83.5 | 117.0 | (d) | 38.2 | 26 June | 39 | 26 June | 38.2 | 26 June | 2.97 | 13 | 30 Dec. | 0.8 | 1.5 | 0.8 | 1.5 |
| Nulagine | 29-898 80-349 | 29-898 80-349 | 22 June | 29-515 | 9 Jan. | 94.6 | 61.0 | 77.8 | 115.0 | 22 Jan. | 27.0 | 26 June | 44 | 26 June | 27.0 | 26 June | 5.61 | 24 | 30 Jan. | 1.4 | 2.8 | 1.4 | 2.8 |
| Roebourne | 29-840 80-189 | 29-840 80-189 | 23 June | 29-473 | 9 Jan. | 93.9 | 68.1 | 81.0 | 111.7 | 20 Feb. | 46.0 | 5 July | 45 | 5 July | 46.0 | 5 July | 2.05 | 5 | (f) | 1.3 | 1.5 | 1.3 | 1.5 |
| Onslow | 29-878 80-183 | 29-878 80-183 | 3 Sept. | 29-516 | 8 Jan. | 87.4 | 63.2 | 75.3 | 114.9 | 26 Feb. | 40.0 | 17 June | 60 | 17 June | 40.0 | 17 June | 2.63 | 6 | 18 April | 0.9 | 0.9 | 0.9 | 0.9 |
| Carmanon | 29-943 80-246 | 29-943 80-246 | 14 June | 29-586 | 8 Jan. | 80.2 | 63.2 | 71.7 | 114.4 | 5 Jan. | 45.0 | 3 & 25 July | 56 | 3 & 25 July | 45.0 | 3 & 25 July | 4.38 | 21 | 26 June | 2.4 | 1.6 | 2.4 | 1.6 |
| Hamein Pool | 29-923 80-285 | 29-923 80-285 | 12 June | 29-496 | 8 Jan. | 84.9 | 58.5 | 71.7 | 110.0 | 5 Jan. | 37.0 | (c) | 65 | (c) | 37.0 | (c) | 3.35 | 30 | 26 June | 2.6 | 2.5 | 2.6 | 2.5 |
| Meekatharra | 29-832 80-356 | 29-832 80-356 | 12 June | 29-339 | 8 Jan. | 87.0 | 60.4 | 73.7 | 109.8 | 28 Jan. | 33.0 | 29 May | — | 29 May | 33.0 | 29 May | 2.50 | 26 | 29 Jan. | 2.5 | 3.0 | 2.5 | 3.0 |
| Mundwindi | 29-861 80-384 | 29-861 80-384 | 22 June | 29-459 | 29 Feb. | 89.0 | 59.8 | 74.4 | 108.4 | 22 Jan. | 27.2 | 5 July | 23 | 5 July | 27.2 | 5 July | 4.87 | 33 | 30 Dec. | 2.8 | 3.0 | 2.8 | 3.0 |
| Cue | 29-939 80-441 | 29-939 80-441 | 12 June | 29-471 | 1 Mar. | 84.6 | 58.6 | 71.6 | 108.0 | 28 Jan. | 37.4 | 27 July | 40 | 27 July | 37.4 | 27 July | 3.19 | 29 | 3 June | 2.4 | 2.7 | 2.4 | 2.7 |
| Yalgoo | 29-954 80-488 | 29-954 80-488 | 14 June | 29-397 | 9 Jan. | 83.7 | 57.5 | 70.6 | 110.6 | 27 Jan. | 35.0 | (g) | 62 | (g) | 35.0 | (g) | 4.75 | 31 | 3 June | 2.4 | 2.9 | 2.4 | 2.9 |
| Murgoo | — | — | — | — | — | 84.9 | 57.0 | 70.9 | 108.9 | 28 Jan. | 31.2 | 30 May | 50 | 30 May | 31.2 | 30 May | 4.81 | 26 | 7 Jan. | 1.6 | — | 1.6 | — |
| Wiluna | 29-887 80-415 | 29-887 80-415 | 22 June | 29-491 | 9 Jan. | 86.3 | 58.7 | 72.5 | 108.6 | 23 Jan. | 31.2 | 16 June | 45 | 16 June | 31.2 | 16 June | 2.71 | 30 | 9 Feb. | 1.8 | 2.1 | 1.8 | 2.1 |
| Laverton | 29-971 80-538 | 29-971 80-538 | 12 June | 29-541 | 6 Feb. | 83.2 | 56.2 | 69.7 | 109.0 | (h) | 30.4 | 24 May | 59 | 24 May | 30.4 | 24 May | 3.21 | 23 | 29 Nov. | 2.6 | 3.0 | 2.6 | 3.0 |
| Menzies | 29-950 80-532 | 29-950 80-532 | 12 June | 29-498 | 11 Jan. | 80.9 | 54.9 | 67.9 | 108.0 | 1 Feb. | 30.0 | 29 May | 46 | 29 May | 30.0 | 29 May | 4.18 | 37 | 29 Nov. | 2.3 | 3.2 | 2.3 | 3.2 |
| Kalgoorlie | 29-997 80-616 | 29-997 80-616 | 12 June | 29-485 | 11 Jan. | 79.8 | 55.2 | 67.5 | 109.6 | 25 Feb. | 35.5 | 29 May | 59 | 29 May | 35.5 | 29 May | 7.92 | 47 | 24 Dec. | 3.0 | 3.2 | 3.0 | 3.2 |
| Coolgardie | 29-989 80-620 | 29-989 80-620 | 12 June | 29-472 | 11 Jan. | 77.8 | 52.9 | 65.4 | 108.8 | 25 Feb. | 30.2 | 28 June | 55 | 28 June | 30.2 | 28 June | 4.47 | 49 | 31 Jan. | 3.2 | 3.4 | 3.2 | 3.4 |
| Salmon Gums | — | — | — | — | — | 74.3 | 47.3 | 60.8 | 105.2 | 3 Nov. | 24.0 | 17 June | 72 | 17 June | 24.0 | 17 June | 11.52 | 64 | 22 Dec. | 4.6 | — | 4.6 | — |
| Southern Cross | 29-942 80-589 | 29-942 80-589 | 12 June | 29-495 | 1 Mar. | 79.2 | 51.8 | 65.5 | 111.0 | 26 Jan. | 27.0 | 28 June | 84 | 28 June | 27.0 | 28 June | 7.00 | 60 | 3 June | 3.4 | 3.4 | 3.4 | 3.4 |
| Chapman Research Station | — | — | — | — | — | 80.7 | 55.0 | 67.8 | 108.0 | 9 Feb. | 37.4 | 24 May | — | 24 May | 37.4 | 24 May | 15.93 | 62 | 3 June | 3.0 | — | 3.0 | — |
| Geraldton | 29-986 80-392 | 29-986 80-392 | 13 June | 29-616 | 8 Jan. | 76.7 | 59.0 | 67.8 | 105.3 | 5 Jan. | 40.2 | 25 July | — | 25 July | 40.2 | 25 July | 13.48 | 63 | 29 June | 3.4 | — | 3.4 | — |
| Mullewa | — | — | — | — | — | 83.1 | 55.5 | 69.3 | 109.2 | 28 Jan. | 33.5 | 25 July | — | 25 July | 33.5 | 25 July | 8.82 | 54 | 18 Dec. | 3.0 | — | 3.0 | — |
| Morawa | — | — | — | — | — | 83.8 | 53.9 | 68.8 | 110.0 | 28 Jan. | 31.0 | 14 Sept. | — | 14 Sept. | 31.0 | 14 Sept. | 9.52 | 58 | 3 June | — | — | — | — |
| Walebing | — | — | — | — | — | 77.8 | 52.1 | 64.9 | 108.2 | 14 Dec. | 33.5 | 25 & 27 July | — | 25 & 27 July | 33.5 | 25 & 27 July | 14.76 | 59 | 3 June | 3.7 | — | 3.7 | — |
| Watheroo Mag. Obs. | 30-066 | — | — | — | — | 78.2 | 51.3 | 64.8 | 108.5 | 29 Jan. | 31.5 | 24 May | — | 24 May | 31.5 | 24 May | 11.02 | 80 | 22 May | 3.8 | — | 3.8 | — |

PART V.—LAND SETTLEMENT, AGRICULTURE, LIVE STOCK, AND METEOROLOGICAL STATISTICS.

| Station | 30-024 | 30-067 | 30-044 | 30-081 | 30-033 | 30-035 | 30-068 | 30-015 | 30-001 | 30-007 | 30-015 | 30-040 | 20-845 | 20-888 |
|-----------------------------|--------|--------|--------|--------|---------|--------|--------------|--------|--------|--------|--------|--------|----------|--------|
| Perth Weather Bureau | 74.2 | 50.5 | 65.4 | 104.6 | 29 Jan. | 37.8 | 28 May | 61 | 48 | 30.64 | 118 | 2.29 | 22 May | 5.1 |
| Fremantle Signal | 71.5 | 57.6 | 64.8 | 108.0 | 24 Nov. | 40.0 | 19 May | 68 | 64 | 27.27 | 118 | 2.25 | 22 May | 5.4 |
| Rotneast | 75.5 | 50.6 | 65.4 | 101.0 | 24 Nov. | 46.5 | 2 Aug. | 68 | 67 | 25.52 | 117 | 1.80 | 18 Dec. | 5.2 |
| Kakamunda | 78.5 | 54.8 | 64.1 | 101.8 | 29 Jan. | 39.2 | (c) | — | — | 43.66 | 119 | 4.40 | 2 June | 4.9 |
| Guildford | 77.1 | 54.0 | 65.6 | 106.5 | 29 Jan. | 35.0 | 17 June | — | — | 32.55 | 112 | 3.65 | 2 June | 4.3 |
| Mandurah | 78.5 | 54.8 | 64.2 | 103.8 | 5 Mar. | 35.7 | 28 May | 72 | 55 | 29.49 | 117 | 1.73 | 9 May | 4.4 |
| Dwellingup | 70.8 | 48.7 | 59.8 | 100.2 | 10 Feb. | 28.8 | 15 July | — | — | 45.42 | 129 | 2.75 | 23 Aug. | 4.9 |
| Collie | 72.8 | 46.7 | 59.8 | 103.1 | 10 Feb. | 28.0 | 27 June | 70 | 61 | 35.20 | 157 | 2.17 | 23 Aug. | 5.6 |
| Bunbury | 71.3 | 53.7 | 62.2 | 98.6 | 10 Feb. | 33.8 | 14 July | — | — | 24.44 | 128 | 2.12 | 7 June | 4.6 |
| Donnybrook | 73.3 | 53.7 | 61.0 | 103.2 | 24 Nov. | 29.2 | 23 May | — | — | 34.12 | 144 | 2.67 | 2 June | 5.6 |
| Bridgetown | 73.7 | 50.8 | 61.0 | 103.1 | 24 Nov. | 28.5 | 22 June | — | — | 26.14 | 135 | 1.63 | 2 June | 5.4 |
| Busselton | 72.7 | 50.7 | 61.6 | 100.1 | 10 Feb. | 30.7 | 13 July | — | — | 27.34 | 139 | 1.73 | 2 June | 5.1 |
| Cape Naturaliste | 68.8 | 57.2 | 62.1 | 94.5 | 10 Feb. | 42.3 | 13 Sept. | 69 | 65 | 26.12 | 138 | 1.72 | 7 June | 6.1 |
| Cape Leeuwin † | 68.8 | 57.2 | 62.1 | 94.5 | 10 Feb. | 45.5 | 25 Aug. | 80 | 82 | 31.86 | 176 | 1.85 | 7 June | 6.5 |
| Albany | 68.7 | 58.2 | 68.4 | 102.9 | 25 Nov. | 30.0 | 14 July | — | — | 21.22 | 164 | 1.48 | 1 July | 5.9 |
| Mt. Barker | 70.2 | 53.7 | 60.5 | 106.0 | 25 Nov. | 35.2 | 18 July | 74 | 67 | 27.37 | 174 | 1.78 | 7 June | 6.7 |
| Esperance | 70.2 | 52.7 | 61.5 | 105.3 | 25 Nov. | 32.0 | 17 & 18 June | 72 | 66 | 24.10 | 113 | 2.82 | 3 June | 5.2 |
| Eclipse Island † | 65.6 | 56.3 | 60.3 | 97.5 | 25 Nov. | 40.0 | 26 Aug. | 77 | 69 | 32.72 | 178 | 1.64 | 19 Jan. | 7.6 |
| Kellerberrin | 79.5 | 50.3 | 64.9 | 110.0 | 11 Feb. | 28.0 | 28 June | 69 | 46 | 11.19 | 75 | 0.73 | 3 June | 3.1 |
| Merredin Research Station | 78.0 | 52.0 | 65.0 | 107.0 | 2 Nov. | 29.0 | 14 Sept. | 74 | — | 9.33 | 80 | 1.11 | 3 June | 3.0 |
| Northam | 78.1 | 52.4 | 65.3 | 112.7 | 26 Jan. | 32.0 | 17 June | — | — | 14.74 | 86 | 1.19 | 23 Aug. | 3.7 |
| York | 77.0 | 51.0 | 64.3 | 107.8 | 14 Dec. | 30.0 | 17 June | 64 | 44 | 17.29 | 87 | 1.19 | 23 Aug. | 4.1 |
| Muresk Agricultural College | 77.3 | 50.3 | 63.8 | 108.0 | 14 Dec. | 31.2 | 14 Sept. | 66 | 48 | 17.38 | 83 | 1.77 | 2 June | 3.5 |
| Wooroloo | — | — | — | — | — | — | — | — | — | 31.64 | 94 | 2.64 | 2 June | — |
| Narrogin | 73.5 | 49.1 | 61.3 | 102.7 | 14 Dec. | 30.6 | 14 July | — | — | 20.72 | 92 | 2.51 | 22 May | 4.4 |
| Katanning | 72.3 | 49.1 | 60.7 | 103.0 | 14 Dec. | 29.8 | 14 July | 70 | 49 | 15.25 | 116 | 1.18 | 15 April | 5.4 |
| Wandering | 73.9 | 47.5 | 60.7 | 104.0 | 10 Feb. | 28.5 | 15 July | — | — | 25.11 | 110 | 2.40 | 22 May | 3.8 |
| Rawlinna (Trans. line)* | 78.7 | 50.5 | 64.6 | 112.0 | 27 Jan. | 30.5 | 18 June | 52 | 39 | 3.67 | 39 | 1.22 | 22 Dec. | 3.5 |
| Balladonia | 75.7 | 49.1 | 62.4 | 110.0 | 25 Feb. | 30.5 | 17 June | 64 | 39 | 9.08 | 55 | 0.90 | 13 Nov. | 3.5 |
| Cocos Island | 84.9 | 77.0 | 81.0 | 90.4 | 1 Mar. | 70.8 | 27 July | 76 | 74 | 86.81 | 198 | 3.95 | 29 Feb. | 5.2 |
| Koepang | — | — | — | — | — | — | — | — | — | 31.17 | 80 | 2.78 | 7 March | 2.6 |

* 9 a.m. Observations only. † Observations taken at 8 a.m. and 4 p.m. — Signifies no record. (c) 22nd January and 15th February. (b) 23rd and 26th January and 13th February. (c) 30th May and 17th June. (d) 25th June and 25th July. (e) 28th May and 27th June. (f) 10th January and 1st September.

VIII.—MIXED FARMING—SEASON 1935-36.

Wheat in relation to Sheep, Dairy Cows and Pigs.

The following tables, Nos. 60, 61 and 62, prepared in collaboration with the Commonwealth Bureau of Statistics, are intended to show the extent to which Sheep and Pig-Raising and Dairying are carried on in this State in conjunction with Wheat Growing.

The special divisions used for these tables have been determined principally on Rainfall and Soil characteristics and comprise the following Statistical districts:—

Division I.—Harvey, Plantagenet, Albany, Marradong, Williams, West Arthur, Upper Blackwood, Kojoonup, Cranbrook.
Division II.—York, Beverley, Wandering, Brookton, Pingelly, Cuballing, Wickiepin, Narrogin, Wagin, Woodanilling, Katanning, Broomehill, Tambellup, Gnowangerup.

Division III.—Quairading, Bruce Rock, Narembeen, Corrigin, Kondinin, Kulin, Dumbleyung, Lake Grace, Kent.

Division IV.—Yilgarn, Dundas, Esperance, Phillips River.

Division V.—Northampton, Upper Chapman, Geraldton, Greenough, Irwin, Victoria Plains, Dandarragan, Chittering.

Division VI.—Mingenew, Three Springs, Carnamah, Moora, Wongau-Balidu, Dalwallinu.

Division VII.—Toodyay, Northam, Goomalling, Dowerin, Meckering, Wyalkatchem, Kellerberrin.

Division VIII.—Mullewa, Morawa, Perenjori.

Division IX.—Mt. Marshall, Koorda, Kununoppin-Trayning, Mukinbudin, Nungarin, Merredin, Westonia.

No. 60.—Holdings growing Wheat for Grain, showing Area and Production, also the number of such holdings carrying Sheep, Dairy Cows and Pigs with the numbers thereof, arranged in "Area under Wheat" series—Season 1935-36.

| Area under Wheat for Grain. | Holdings. | | | Wheat. | | | Sheep. | | | Dairy Cows. | | | Pigs. | | |
|-----------------------------|--------------------------|-------------------|------------------|-------------------|--------------|------------------|--------------|---------------|--------------|---------------|--------------|---------------|--------------|---------------|--|
| | Growing Wheat for Grain. | Total Area. | Area Sown. | Production. | Holdings. | Number. | Holdings. | Number. | Holdings. | Number. | Holdings. | Number. | Holdings. | Number. | |
| Acres. | No. | acres. | acres. | bushels. | No. | No. | No. | No. | No. | No. | No. | No. | No. | No. | |
| 1—19 | 353 | 748,305 | 3,757 | 37,907 | 314 | 206,258 | 317 | 1,838 | 149 | 1,461 | 254 | 3,247 | 254 | 3,247 | |
| 20—40 | 569 | 1,068,811 | 18,150 | 187,445 | 492 | 352,109 | 493 | 2,630 | 254 | 5,084 | 289 | 5,084 | 289 | 5,084 | |
| 50—90 | 736 | 1,294,035 | 51,151 | 511,685 | 594 | 392,041 | 588 | 3,162 | 362 | 5,566 | 343 | 5,488 | 343 | 5,488 | |
| 100—149 | 866 | 1,626,318 | 102,615 | 976,407 | 635 | 388,297 | 663 | 3,449 | 362 | 2,996 | 343 | 5,488 | 343 | 5,488 | |
| 150—199 | 854 | 1,647,769 | 144,657 | 1,420,571 | 617 | 369,769 | 667 | 2,996 | 343 | 5,488 | 343 | 5,488 | 343 | 5,488 | |
| 200—249 | 1,048 | 2,065,517 | 225,808 | 2,212,389 | 677 | 462,752 | 887 | 3,474 | 425 | 6,348 | 405 | 6,452 | 405 | 6,452 | |
| 250—299 | 931 | 1,649,657 | 248,702 | 2,319,441 | 677 | 366,225 | 735 | 2,858 | 405 | 6,452 | 405 | 6,452 | 405 | 6,452 | |
| 300—349 | 962 | 1,846,907 | 302,038 | 2,589,361 | 662 | 383,147 | 756 | 2,863 | 393 | 6,797 | 393 | 6,797 | 393 | 6,797 | |
| 350—399 | 620 | 1,236,585 | 226,229 | 1,956,613 | 432 | 266,387 | 494 | 1,798 | 260 | 4,819 | 260 | 4,819 | 260 | 4,819 | |
| 400—499 | 963 | 2,158,266 | 420,280 | 3,542,887 | 668 | 429,504 | 753 | 2,893 | 376 | 6,625 | 376 | 6,625 | 376 | 6,625 | |
| 500—599 | 497 | 1,333,799 | 263,231 | 2,407,791 | 348 | 273,205 | 408 | 1,667 | 219 | 4,172 | 219 | 4,172 | 219 | 4,172 | |
| 600—699 | 249 | 757,547 | 156,961 | 1,400,004 | 188 | 167,609 | 209 | 847 | 101 | 2,212 | 101 | 2,212 | 101 | 2,212 | |
| 700—799 | 128 | 412,094 | 93,496 | 900,967 | 101 | 95,286 | 105 | 496 | 48 | 1,072 | 48 | 1,072 | 48 | 1,072 | |
| 800—899 | 78 | 372,690 | 64,658 | 667,501 | 69 | 75,663 | 66 | 320 | 23 | 484 | 23 | 484 | 23 | 484 | |
| 900—999 | 62 | 282,834 | 57,757 | 636,963 | 59 | 66,644 | 53 | 290 | 22 | 501 | 22 | 501 | 22 | 501 | |
| 1,000—1,249 | 85 | 497,284 | 91,800 | 882,337 | 74 | 102,569 | 70 | 402 | 37 | 1,271 | 37 | 1,271 | 37 | 1,271 | |
| 1,250—1,499 | 16 | 85,206 | 21,496 | 235,616 | 15 | 24,847 | 15 | 108 | 7 | 209 | 7 | 209 | 7 | 209 | |
| 1,500—1,749 | 6 | 39,159 | 9,528 | 85,456 | 6 | 9,245 | 6 | 41 | 4 | 82 | 4 | 82 | 4 | 82 | |
| 1,750—1,999 | 6 | 49,834 | 11,240 | 82,975 | 6 | 11,856 | 6 | 31 | 3 | 12 | 3 | 12 | 3 | 12 | |
| 2,000 and over | 10 | 227,334 | 30,879 | 261,201 | 10 | 39,174 | 8 | 80 | 3 | 227 | 3 | 227 | 3 | 227 | |
| Total | 9,039 | 19,339,951 | 2,544,703 | 23,315,417 | 6,744 | 4,482,667 | 7,248 | 32,243 | 3,721 | 62,079 | 3,721 | 62,079 | 3,721 | 62,079 | |

(a) Corresponding State Totals : Sheep 11,062,972, Dairy Cows 130,132, and Pigs 98,026.

No. 61.—The Number of Holdings Growing Wheat for Grain and the number of such Holdings carrying Sheep, together with the number of Sheep thereon, arranged in "Area Under Wheat" series and shown according to Divisions—Season 1935-36.

| Division No. | 1 to 19 acres. | 20 to 49 acres. | 50 to 99 acres. | 100 to 149 acres. | 150 to 199 acres. | 200 to 249 acres. | 250 to 299 acres. | 300 to 349 acres. | 350 to 399 acres. | 400 to 499 acres. | 500 to 599 acres. | 600 to 699 acres. | 700 to 799 acres. | 800 to 899 acres. | 900 to 999 acres. | 1,000 to 1,249 acres. | 1,250 to 1,499 acres. | 1,500 to 1,749 acres. | 1,750 to 1,999 acres. | 2,000 acres and over. | Total. |
|--------------|---------------------------|-----------------|-----------------|-------------------|-------------------|-------------------|-------------------|-------------------|-------------------|-------------------|-------------------|-------------------|-------------------|-------------------|-------------------|-----------------------|-----------------------|-----------------------|-----------------------|-----------------------|---------|
| I. | Total Holdings with Sheep | 146 | 96 | 26 | 8 | 3 | 2 | ... | ... | ... | ... | ... | ... | ... | ... | ... | ... | ... | ... | ... | 281 |
| | Number of Sheep | 111,817 | 108,298 | 28,239 | 10,624 | 7,789 | 6,080 | ... | ... | ... | ... | ... | ... | ... | ... | ... | ... | ... | ... | ... | ... |
| II. | Total Holdings with Sheep | 116 | 272 | 345 | 275 | 214 | 180 | 77 | 42 | 52 | 25 | 10 | 2 | 4 | 2 | 2 | 1 | ... | ... | ... | 1,714 |
| | Number of Sheep | 54,989 | 169,873 | 238,310 | 176,120 | 156,521 | 143,192 | 68,891 | 77,442 | 44,473 | 64,317 | 29,587 | 13,752 | 1,646 | 8,116 | 3,115 | 5,384 | 5,000 | ... | ... | ... |
| III. | Total Holdings with Sheep | 7 | 30 | 81 | 181 | 208 | 297 | 246 | 145 | 184 | 100 | 44 | 22 | 14 | 12 | 14 | 4 | 1 | ... | ... | 1,885 |
| | Number of Sheep | 974 | 7,714 | 26,050 | 52,461 | 62,880 | 113,148 | 110,764 | 98,843 | 73,757 | 114,401 | 66,763 | 38,321 | 22,738 | 11,182 | 13,855 | 16,023 | 2,800 | ... | ... | ... |
| IV. | Total Holdings with Sheep | 3 | 15 | 44 | 69 | 84 | 65 | 45 | 68 | 70 | 27 | 14 | 3 | 3 | 1 | 1 | ... | ... | ... | ... | 561 |
| | Number of Sheep | 2,705 | 810 | 3,104 | 7,915 | 4,408 | 9,973 | 2,367 | 2,592 | 3,824 | 2,447 | 1,559 | 200 | 270 | ... | ... | ... | ... | ... | ... | ... |
| V. | Total Holdings with Sheep | 37 | 58 | 86 | 93 | 74 | 73 | 38 | 31 | 24 | 29 | 9 | 2 | 3 | ... | ... | ... | ... | ... | ... | 563 |
| | Number of Sheep | 21,489 | 30,384 | 39,752 | 59,668 | 49,853 | 60,730 | 30,139 | 29,092 | 19,930 | 21,720 | 11,861 | 4,253 | 5,166 | 3,292 | ... | 1,198 | ... | ... | ... | ... |
| VI. | Total Holdings with Sheep | 10 | 17 | 44 | 63 | 79 | 102 | 95 | 109 | 128 | 74 | 37 | 27 | 14 | 14 | 20 | 3 | 1 | ... | ... | 918 |
| | Number of Sheep | 3,642 | 12,225 | 31,669 | 37,896 | 45,137 | 54,544 | 58,402 | 58,920 | 31,745 | 68,943 | 47,811 | 37,908 | 24,279 | 20,912 | 19,763 | 22,068 | 3,448 | 1,815 | 7,281 | 27,509 |
| VII. | Total Holdings with Sheep | 34 | 59 | 64 | 93 | 99 | 142 | 145 | 86 | 145 | 74 | 36 | 27 | 18 | 10 | 15 | 5 | 2 | ... | ... | 1,180 |
| | Number of Sheep | 8,102 | 22,100 | 20,503 | 32,471 | 30,840 | 45,253 | 45,188 | 58,399 | 38,732 | 72,928 | 48,939 | 32,506 | 22,840 | 15,702 | 8,598 | 24,339 | 6,005 | 2,574 | ... | ... |
| VIII. | Total Holdings with Sheep | 1 | 4 | 15 | 24 | 23 | 38 | 53 | 65 | 51 | 65 | 34 | 14 | 11 | 15 | 15 | 1 | 1 | ... | ... | 531 |
| | Number of Sheep | 2,390 | 443 | 3,531 | 6,999 | 6,788 | 13,478 | 25,346 | 26,031 | 27,910 | 40,900 | 43,585 | 18,447 | 9,688 | 17,151 | 21,170 | 1,822 | 584 | 4,175 | 7,208 | 287,151 |
| IX. | Total Holdings with Sheep | 3 | 8 | 31 | 60 | 75 | 151 | 161 | 235 | 258 | 128 | 72 | 28 | 11 | 9 | 17 | 2 | 1 | ... | ... | 1,406 |
| | Number of Sheep | 140 | 322 | 883 | 4,143 | 5,658 | 16,354 | 23,138 | 31,828 | 26,616 | 43,738 | 22,542 | 20,863 | 9,279 | 6,634 | 12,407 | 2,257 | 1,472 | 400 | ... | ... |
| Total State | Total Holdings with Sheep | 353 | 569 | 736 | 864 | 864 | 1,048 | 931 | 662 | 663 | 497 | 249 | 128 | 78 | 62 | 85 | 6 | 6 | ... | ... | 9,089 |
| | Number of Sheep | 206,258 | 352,169 | 892,041 | 888,297 | 869,769 | 462,752 | 366,222 | 383,147 | 266,387 | 423,504 | 273,205 | 167,809 | 95,286 | 75,663 | 66,944 | 102,689 | 24,847 | 9,245 | 11,856 | 39,174 |

No. 62.—Holdings growing Wheat for Grain, arranged in Divisions and showing the number carrying Sheep and/or Dairy Cows—Season 1935-36.

| Number of Division. | Holdings with no Sheep. | | | Holdings with less Sheep than acres of Wheat. | | | Holdings with same number of Sheep as acres of Wheat. | | | Holdings with more Sheep than acres of Wheat. | | | Total Holdings growing Wheat for Grain. | |
|---------------------|-------------------------|----------------------------|---------|---|------------------|----------------------------|---|------------------|-----------|---|----------------------------|-----------------|---|-----------|
| | Total. | With Dairy Cows. | | Total. | With Dairy Cows. | | Total. | With Dairy Cows. | | Total. | With Dairy Cows. | | | |
| | | Pro-portion of Di- vision. | No. | | Per cent. | Pro-portion of Di- vision. | | No. | Per cent. | | Pro-portion of Di- vision. | No. | | Per cent. |
| I. | No. 1 | Per cent. 0-38 | No. ... | Per cent. 2-80 | No. ... | Per cent. 0-99 | No. 290 | Per cent. 89-84 | No. 273 | Per cent. 87-15 | No. 281 | Per cent. 87-15 | No. 881 | |
| II. | 86 | 5-02 | 43 | 2-51 | 5 | 0-99 | 1,476 | 92-99 | 1,430 | 84-91 | 1,731 | 84-91 | 1,731 | |
| III. | 394 | 20-90 | 308 | 14-91 | 5 | 0-27 | 1,168 | 92-70 | 1,080 | 87-99 | 1,880 | 87-99 | 1,880 | |
| IV. | 425 | 75-79 | 65 | 11-58 | 2 | 0-36 | 49 | 32-80 | 38 | 10-34 | 583 | 10-34 | 583 | |
| V. | 80 | 15-23 | 90 | 9-55 | 1 | 0-18 | 482 | 80-28 | 408 | 72-37 | 593 | 72-37 | 593 | |
| VI. | 202 | 22-03 | 128 | 13-04 | 1 | 0-11 | 367 | 68-84 | 331 | 57-85 | 618 | 57-85 | 618 | |
| VII. | 192 | 16-27 | 118 | 12-28 | 3 | 0-42 | 292 | 58-65 | 264 | 53-75 | 1,190 | 53-75 | 1,190 | |
| VIII. | 120 | 24-20 | 101 | 23-73 | 2 | 0-38 | 274 | 51-00 | 208 | 39-17 | 531 | 39-17 | 531 | |
| IX. | 780 | 55-48 | 403 | 26-88 | 2 | 0-14 | 230 | 17-80 | 216 | 15-36 | 1,400 | 15-36 | 1,400 | |
| Total State | 2,295 | 25-89 | 1,204 | 13-92 | 1,177 | 13-02 | 22 | 0-24 | 19 | 0-21 | 5,358 | 59-28 | 4,848 | 53-63 |

S. BENNETT,
Government Statistician.

Government Statistician's Office, 2nd February, 1938.

INDEX.

| | Page. | | Page. |
|---|------------------|---|--------------------|
| Agricultural Bank Transactions ... | 7 | Land Settlement— <i>continued.</i> | |
| Agricultural Colleges ... | 24 | Transactions under Agriculture | Lands Pur- 6 |
| Agricultural Production—Valuation ... | 95-96 | chase Act ... | 6 |
| Almonds—Acreage and Production ... | 44, 45 | Lemons—Acreage and Production ... | 42, 43, 50 |
| Apples—Acreage and Production ... | 17, 42, 43, 50 | Livestock—Imports and Exports ... | 69 |
| Apricots—Acreage and Production ... | 44, 45, 50 | Losses ... | 68 |
| Area of Statistical Districts ... | 9-12 | Number ... | 60-67 |
| Bacon ... | 51, 52-55 | Slaughtering ... | 68 |
| Bananas—Acreage and Production ... | 45, 50 | Lucerne Hay—Acreage and Production ... | 34 |
| Barley as Grain—Malting—Area and Production ... | 16, 17, 20-21 | Lupins—Area under ... | 35-37 |
| Barley as Grain—Other—Area and Production ... | 16, 17, 20-21 | Manufacturing—Valuation ... | 95, 97 |
| Barley as Hay—Area and Production ... | 34 | Machinery—Agricultural, Pastoral and Dairying ... | 13-15 |
| Green-feed—Area ... | 35-37 | Maize as Grain—Acreage and Production ... | 16, 17 |
| Barometric Pressure ... | 98, 99, 106, 107 | as Green-feed—Acreage ... | 35-37 |
| Beans—Acreage and Production ... | 20-21 | Mandarins—Acreage and Production ... | 42, 43, 50 |
| Bee-keeping ... | 51, 56-59 | Mangel Wurzel—Acreage and Production ... | 16, 17, 40-41 |
| Beeswax ... | 51, 56-59 | Manures—Kind and Quantity used and Manured ... | 25, 26-28 |
| Buildings—Number and Value ... | 13-15 | Market Gardens ... | 16, 40-41 |
| Bulls (Stud and Herd) ... | 66-67 | Meteorological Data ... | 98-107 |
| Butter ... | 51, 52-55 | Milk ... | 51, 52-55 |
| Calving ... | 68 | Mixed Farming ... | 108-110 |
| Camels ... | 64-65 | Mules ... | 64-65 |
| Cattle ... | 60-69 | Nectarines—Acreage and Production ... | 44, 45, 50 |
| Cereal Crops—Acreage and Production ... | 16, 17, 20-21 | Nurseries ... | 38-39 |
| Cheese ... | 51, 52-55 | Oats as Grain—Acreage and Production ... | 16, 17, 20-21 |
| Cherries—Acreage and Production ... | 44, 45, 50 | as Hay—Acreage and Production ... | 32-34 |
| Citrus Fruits—Acreage and Production ... | 42, 43, 50 | as Green-feed—Area ... | 35-37 |
| Cream—Quantity sent to Factory ... | 52-55 | Onions—Acreage and Production ... | 16, 17, 40-41 |
| Crops— | | Oranges—Acreage and Production ... | 17, 42, 43, 50 |
| Acreage in Kinds ... | 16 | Pastoral Production—Valuation ... | 95, 96 |
| Yield in Kinds ... | 17 | Pastures—Area Artificially Sown ... | 9-12, 16 |
| Currants ... | 17, 49 | Area Top-dressed ... | 26-28 |
| Dairying—Valuations ... | 95-96 | Peaches—Acreage and Production ... | 44, 45, 50 |
| Dairy Cows ... | 60, 65 | Peanuts ... | 48, 50 |
| Number on Wheat Farms ... | 108, 110 | Pears—Acreage and Production ... | 17, 42, 43, 50 |
| Dams ... | 13-15 | Peas—Acreage and Production ... | 16, 17, 20-21 |
| Donkeys ... | 64-65 | Pigs—Total Number ... | 60-69 |
| Ducks ... | 51, 56-59 | Number on Wheat Farms ... | 108 |
| Eggs ... | 56-59 | Pineapples ... | 48 |
| Employment of Rural Labour ... | 77-80, 81 | Plums—Acreage and Production ... | 44, 45, 50 |
| Ensilage ... | 35-37, 51 | Pork—Quantity Salted and Pickled on Farms ... | 51, 52-55 |
| Experiment Farms ... | 24 | Potatoes—Acreage and Production ... | 16, 17, 38-39 |
| Fallow—Area under ... | 9-12, 16 | Poultry Production—Valuation ... | 51, 95, 96 |
| Figs—Area and Production ... | 44, 45, 50 | Prices— | |
| Fisheries— | | Wholesale, of Agricultural Produce ... | 82, 83, 88, 89, 94 |
| Pearl and Pearl Shell ... | 76 | of Dairy and Farmyard Produce ... | 83, 89 |
| General Fisheries ... | 76 | of Livestock ... | 84-87, 90-98 |
| Valuation ... | 95, 96 | Primary Production—Valuation Summary ... | 95, 96 |
| Forestry—Valuation ... | 95, 96 | Quincoes—Acreage and Production ... | 42, 43, 50 |
| Fowls ... | 51, 56-59 | Rainfall ... | 98, 100-107 |
| Fruit Trees—Area under ... | 16, 42-48, 50 | Raisins ... | 17, 49 |
| Imports ... | 49 | Rape—Area for Green-feed ... | 35-37 |
| Fruits, Dried—Production ... | 17, 49 | Research Stations ... | 24 |
| Fresh—Imports ... | 49 | Root Crops ... | 16, 17, 40-41 |
| Gardens—Market and Kitchen ... | 16, 40-41 | Rye—Acreage and Production ... | 16, 17, 20-21 |
| Geese ... | 51, 56-59 | Seed Wheat—Quantity used ... | 25, 26-28 |
| Goats ... | 64-65 | Sheep—Breeds ... | Footnote 64, 65 |
| Grain and Pulse—Area and Production ... | 20-21 | Classification of Flocks ... | 69 |
| Grapes—Area and Production ... | 46-48, 50 | Imports and Exports ... | 69 |
| Grasses—Artificially Sown ... | 9-12, 16 | Total Number ... | 60-67 |
| Green-feed—Area Sown ... | 16, 35-37 | Number on Wheat Farms ... | 108-110 |
| Ham made ... | 51, 52-55 | Number Shorn ... | 68, 70-75 |
| Hay—Area and Production ... | 16, 17, 32-34 | Small Fruits—Acreage under ... | 46-48, 50 |
| Holdings—Number—Classified in Acreage Series ... | 6 | Soldier Settlement—Details of—Under Agricultural Bank Act ... | 8 |
| " " Combining Wheat, Sheep, Dairy Cows and Pigs ... | 108-110 | Sorghum—Area for Green-feed ... | 35-37 |
| Honey Produced ... | 51, 56-59 | Temperature ... | 98, 99, 106, 107 |
| Horses ... | 60-69 | Tobacco—Acreage and Production ... | 16, 17, 38-39 |
| Industries Assistance Board—Transactions of ... | 7, 8 | Tomatoes—Acreage and Production ... | 16, 17, 38-39 |
| Irrigation ... | 18-19, 25 | Tractors—Number and Value ... | 13-15 |
| Kitchen Gardens ... | 16, 40-41 | Turkeys ... | 51, 56-59 |
| Lambing ... | 68 | Turnips—Acreage and Production ... | 40-41 |
| Land Settlement— | | Valuation Summary—Total Primary Production ... | 95, 96 |
| Area Alienated ... | 5 | Vineyards—Area and Production ... | 16, 46-48, 50 |
| " in Process of Alienation ... | 5 | Weather ... | 98-107 |
| " Privately Owned ... | 9-12 | Wells ... | 15-15 |
| " Rented ... | 9-12 | Wheat for Grain—Acreage and Production ... | 16, 17, 20-23 |
| " of Crown Land under Lease or License ... | 9-12 | for Hay—Acreage and Production ... | 32-34 |
| " under Crop ... | 9-12, 16 | for Green-feed—Acreage ... | 35-37 |
| " under Artificial Grasses ... | 9-12, 16 | Classification according to Yield ... | 29-31 |
| " Prepared for next Season ... | 9-12, 16 | Quantity of Seed Sown ... | 25, 26-28 |
| " under Fallow ... | 9-12, 16 | Bonus ... | 97 |
| " previously Cropped ... | 9-12, 16 | with Sheep, Dairy Cows and Pigs ... | 108-110 |
| " Ringbarked or Partially Cleared ... | 9-12, 16 | Average Price F.O.B. ... | 94 |
| | | Wool—Clip ... | 68, 70-75 |
| | | Average Price ... | 94 |
| | | Wine ... | 17, 49 |



1938.

WESTERN AUSTRALIA.

Statistical Register

for the Year

1936-37

and Previous Years.

Compiled from Official Returns.

W. L. WILSON,

Deputy Government Statistician.

PART VI.

Industrial Establishments (exclusive
of Mines), Etc.

PERTH:

BY AUTHORITY: FRED. WM. SIMPSON, GOVERNMENT PRINTER.

1938.

PART VI.—INDUSTRIAL ESTABLISHMENTS (Exclusive of Mines), ETC.

CONTENTS.

SPECIAL NOTE.—Owing to certain changes in the form of collection and treatment, all figures published in this issue in respect to Class XVI, Heat, Light and Power, should be regarded as provisional only.

| No. | PAGE |
|--|-------|
| 1. Number of Establishments and Average Number of Persons Employed, 1933-34 to 1936-37 | 3 |
| 2. Value of Land and Buildings, Machinery, etc., Salaries and Wages Paid, Material used, Fuel consumed, etc., Output and Net Production, 1936-37, for each class of Industry | 4-8 |
| 3. Value of Factories, Wages, Materials, Fuel consumed, etc., Gross Output and Net Production, Summary, 1927-28 to 1936-37 | 9 |
| 4. Relationship between the several items of Outlay (Costs) and the Total Value of Output, 1927-28 to 1936-37 | 10 |
| 5. Classification of Employees, 1936-37, for each class of Industry | 11-16 |
| 6. Classification of Employees and Motive Power, Summary, 1927-28 to 1936-37 | 17 |
| 7. Number of Employees on Pay Roll on or about the 15th of each month of year 1936-37 | 18 |
| 8. Classification of Establishments according to number of Hands employed, and nature of Industry, 1936-37 | 19-21 |
| 9. Classification of Establishments according to number of Hands employed, Summary, 1927-28, and 1932-33 to 1936-37 | 22 |
| 10. Number of Establishments in each Division of the State, 1936-37 | 22-24 |
| 11. Engines employed to drive Machinery—Rated Horse-power in each class of Industry, 1936-37 | 25 |
| 12. Quantity and Value of Fuel, Power and Light used in each class of Industry during the year ended 30th June, 1937 | 26 |
| 13. Quantity and Value of Fuel, Power and Light used, 1929-30 to 1936-37 | 26 |
| 14. Factory Production (Value added in course of manufacture), 1930-31 to 1936-37 | 27 |
| 15. Factory Production per Employee, 1930-31 to 1936-37 | 27 |
| 16. Average Annual Amount of Salary and Wages paid per Employee, 1930-31 to 1936-37 | 28 |
| 17. Depreciation on Land, Buildings, Fixtures, Plant and Machinery, 1933-34 to 1936-37 | 29 |
| 18. Quantity and Value of the Principal Articles Manufactured, 1934-35 to 1936-37 | 29 |
| 19. Lime, Plaster, and Cement Works, 1927-28 to 1936-37 | 30 |
| 20. Brickworks and Potteries, 1927-28 to 1936-37 | 30 |
| 21. Tanneries, 1927-28 to 1936-37 | 31 |
| 22. Boot Factories, 1927-28 to 1936-37 | 31 |
| 23. Flour Mills, 1927-28 to 1936-37 | 32 |
| 24. Confectionery Works, 1927-28 to 1936-37 | 32 |
| 25. Jam, Pickle, Sauce and Vinegar Works, 1927-28 to 1936-37 | 33 |
| 26. Bacon Factories, 1927-28 to 1936-37 | 33 |
| 27. Butter Factories, 1927-28 to 1936-37 | 34 |
| 28. Aerated Water and Cordial Factories, 1927-28 to 1936-37 | 34 |
| 29. Breweries, 1927-28 to 1936-37 | 35 |
| 30. Tobacco, Cigar and Cigarette Factories, 1927-28 to 1936-37 | 35 |
| 31. Forest Sawmills (Cutting native timber), 1927-28 to 1936-37 | 36 |
| 32. Electric Light and Power Works, 1927-28 to 1936-37 | 36 |
| 33. Gasworks, 1927-28 to 1936-37 | 37 |
| 34. Employment Index, July, 1931, to December, 1937 | 37 |
| 35. Minimum Rates of Wages, 31st December, 1937 | 38-44 |
| 36. Minimum Rates of Wages Payable to Apprentices, 31st December, 1937 | 44 |

No. 1.—Classified numbers of Industrial Establishments (exclusive of Mines) from which Returns were received under the provisions of the Statistics Act, 1907, and numbers of Males and Females employed during each of the years 1933-34 to 1936-37.

| Class of Industry. | 1933-34. | | | | 1934-35. | | | | 1935-36. | | | | 1936-37. | | | |
|---|-----------------|---------------|-------------------|---------------|-----------------|---------------|-------------------|---------------|-----------------|---------------|-------------------|---------------|-----------------|---------------|-------------------|---------------|
| | Establishments. | | Persons employed. | | Establishments. | | Persons employed. | | Establishments. | | Persons employed. | | Establishments. | | Persons employed. | |
| | No. | M.† | F. | Total. | No. | M.† | F. | Total. | No. | M.† | F. | Total. | No. | M.† | F. | Total. |
| I. Treatment of Non-Metalliferous Mine and Quarry Products | 30 | 312 | 11 | 323 | 34 | 383 | 13 | 396 | 42 | 582 | 13 | 595 | 56 | 747 | 18 | 765 |
| II. Bricks, Pottery, Glass, etc. | 38 | 551 | 16 | 567 | 37 | 626 | 17 | 643 | 41 | 741 | 18 | 759 | 36 | 673 | 13 | 686 |
| III. Chemicals, Dyes, Explosives, Paints, Oils, Greases | 27 | 531 | 95 | 626 | 29 | 530 | 98 | 628 | 33 | 585 | 104 | 689 | 36 | 656 | 110 | 766 |
| IV. Industrial Metals, Machines, Implements and Conveyances | 496 | 4,284 | 89 | 4,373 | 471 | 4,803 | 104 | 4,907 | 558 | 5,886 | 127 | 6,013 | 598 | 6,511 | 192 | 6,703 |
| V. Precious Metals, Jewellery, Plugs | 12 | 44 | 5 | 49 | 15 | 46 | 3 | 49 | 16 | 64 | 4 | 68 | 17 | 70 | 5 | 75 |
| VI. Textile and Textile Goods (not Dress) | 17 | 238 | 228 | 466 | 17 | 265 | 251 | 516 | 17 | 260 | 250 | 510 | 14 | 139 | 259 | 398 |
| VII. Skins and Leather (not Clothing or Foot-Clothing) | 23 | 174 | 72 | 246 | 24 | 191 | 84 | 275 | 24 | 203 | 95 | 298 | 29 | 240 | 100 | 340 |
| VIII. Food, Drink, and Tobacco | 188 | 530 | 1,708 | 2,248 | 192 | 568 | 1,877 | 2,445 | 233 | 680 | 2,239 | 2,919 | 236 | 694 | 2,204 | 2,898 |
| IX. Wood-working and Basketware | 362 | 2,574 | 365 | 3,139 | 352 | 2,606 | 569 | 3,175 | 405 | 2,660 | 664 | 3,314 | 423 | 2,858 | 696 | 3,554 |
| X. Furniture, Bedding, etc. | 147 | 1,453 | 12 | 1,465 | 148 | 1,817 | 13 | 1,830 | 196 | 2,433 | 14 | 2,447 | 215 | 2,854 | 17 | 2,871 |
| XI. Stationery, Paper, Printing, Bookbinding, etc. | 75 | 433 | 59 | 492 | 79 | 524 | 68 | 592 | 100 | 677 | 87 | 764 | 97 | 741 | 109 | 850 |
| XIII. Rubber | 128 | 1,070 | 321 | 1,400 | 133 | 1,147 | 356 | 1,503 | 137 | 1,270 | 374 | 1,644 | 130 | 1,294 | 447 | 1,741 |
| XIV. Musical Instruments | 2 | 49 | 3 | 52 | 2 | 61 | 2 | 63 | 25 | 62 | 2 | 64 | 24 | 76 | 4 | 80 |
| XV. Miscellaneous Products | 3 | 21 | ... | 21 | 3 | 26 | ... | 29 | 3 | 28 | ... | 30 | 3 | 30 | ... | 30 |
| | 17 | 116 | 50 | 166 | 20 | 128 | 59 | 187 | 23 | 147 | 76 | 223 | 23 | 149 | 61 | 210 |
| Total, Classes I. to XV. | 1,581 | 12,414 | 3,224 | 15,638 | 1,580 | 13,721 | 3,514 | 17,235 | 1,853 | 16,268 | 4,067 | 20,335 | 1,937 | 17,732 | 4,235 | 21,967 |
| XVI. Heat, Light, and Power (a) | 75 | 509 | 7 | 516 | 78 | 527 | 7 | 534 | 93 | 626 | 11 | 637 | 95 | 734 | 11 | 745 |
| TOTAL, ALL CLASSES ... | 1,600 | 12,923 | 3,231 | 16,154 | 1,668 | 14,248 | 3,521 | 17,769 | 1,946 | 16,894 | 4,078 | 20,972 | 2,032 | 18,466 | 4,246 | 22,712 |

* Average number employed over the whole year and not the average over the period actually worked, which, in some cases, is less than twelve months.

† Excluding in 1933-34, 443; in 1934-35, 628; in 1935-36, 765; and in 1936-37, 772 Males, employed by Forest Sawmills (Class X.) in Felling and Hauling Timber.

(a) See Special Note under "Contents," page 2.

No. 2.—Value of Land, Buildings, Plant and Machinery, Salaries and Wages, Materials used and other Costs of Production, Output and Net Production for the Year ended 30th June, 1937, classified according to nature of industry.

| Nature of Industry. | Approximate Value of— | | Salaries and Wages Paid. | | 5. | 6. | 7. | 8. | 9. | 10. | 11. |
|--|----------------------------------|-------------------------|--------------------------|-------------|--------|-------|--------|---------|---------|-----------|---------|
| | Land, Buildings and Fixtures. I. | Plant and Machinery. 2. | Males. 3. | Females. 4. | | | | | | | |
| | | | | | | | | | | | |
| CLASS I.—TREATMENT OF NON-METALLIFEROUS MINE AND QUARRY PRODUCTS. | | | | | | | | | | | |
| Lime, Plaster, and Plaster Sheets, etc. † | 43,720 | 21,504 | 59,268 | 1,299 | 5,859 | 382 | 1,782 | 2,647 | 74,984 | 179,480 | 98,846 |
| Marble Slates, etc. | 14,201 | 7,939 | 18,799 | 280 | 435 | 128 | 817 | 15 | 12,673 | 42,374 | 28,306 |
| Cement and Cement Goods | 42,718 | 155,814 | 71,449 | 286 | 58,006 | 3,277 | 6,117 | 11,063 | 93,822 | 331,076 | 161,801 |
| Other (including Asphalt, etc.) | 4,111 | 2,809 | 4,005 | | 323 | 21 | 216 | | 13,493 | 24,022 | 9,969 |
| Total, Class I. | 104,750 | 187,866 | 153,521 | 1,865 | 64,623 | 3,808 | 8,912 | 13,715 | 194,972 | 579,952 | 293,922 |
| CLASS II.—BRICKS, POTTERY, GLASS, ETC. ‡ | | | | | | | | | | | |
| Bricks, Tiles, Firebricks, and Fireclay Goods | 79,126 | 126,104 | 106,534 | 78 | 47,172 | 1,572 | 7,586 | 87 | 30,387 | 252,658 | 165,854 |
| Earthenware, China, Porcelain, Terra Cotta | 16,026 | 11,290 | 10,235 | 350 | 3,115 | 147 | 374 | 25 | 2,370 | 22,713 | 16,682 |
| Glass (other than Bottles) | 20,967 | 15,814 | 22,037 | 969 | 6,316 | 274 | 1,501 | 35 | 29,650 | 88,418 | 50,642 |
| Glass Bottles | 116,119 | 153,208 | 138,806 | 1,397 | 56,603 | 1,993 | 9,461 | 147 | 62,407 | 363,789 | 233,178 |
| Total, Class II. | | | | | | | | | | | |
| CLASS III.—CHEMICALS, DYES, EXPLOSIVES, PAINTS, OILS AND GREASE. | | | | | | | | | | | |
| Chemicals, Drugs and Medicines | 49,458 | 126,800 | 29,879 | 2,676 | 7,564 | 700 | 4,526 | 9,625 | 62,551 | 169,201 | 84,235 |
| White Lead, Paints and Varnishes | 3,430 | 1,831 | 1,786 | 146 | 1,786 | | 46 | 829 | 5,246 | 12,083 | 5,379 |
| Oils, Vegetable (including Oil Cake) | 21,267 | 8,310 | 6,680 | 650 | 742 | 131 | 602 | 780 | 28,440 | 48,300 | 17,605 |
| Oils, Mineral | 33,664 | 15,068 | 2,585 | | 910 | 171 | 1,033 | 6,288 | 52,930 | 115,423 | 15,034 |
| Rolling-mills, Tallow-refining, Bone-milling Works | 498,438 | 28,704 | 7,178 | 88 | 3,187 | 122 | 1,473 | 690 | 16,970 | 33,930 | 11,488 |
| Chemical Fertilizers | 57,712 | 664,583 | 94,410 | 469 | 15,838 | 1,778 | 29,979 | 84,708 | 578,458 | 998,299 | 287,538 |
| Tanks, Poles, etc. | | | | | | | | | | | |
| Soap and Candles | | | | | | | | | | | |
| Matches | | | | | | | | | | | |
| Total, Class III. | 667,129 | 865,116 | 158,132 | 8,827 | 30,872 | 3,231 | 38,143 | 117,987 | 862,109 | 1,524,470 | 472,128 |
| CLASS IV.—INDUSTRIAL METALS, MACHINES, IMPLEMENTS AND CONVEYANCES | | | | | | | | | | | |
| Castings, Converting, Refining, and Rolling of Iron and Steel | 235,635 | 224,221 | 391,421 | 6,084 | 31,569 | 2,226 | 17,293 | 967 | 538,464 | 1,256,563 | 666,024 |
| General Engineering | 28,423 | 108,099 | 30,906 | 2,413 | 2,413 | | 340 | | 49,033 | 103,860 | 52,414 |
| Extraction and Refining of Metals and Alloys (Other than Iron and Steel) | 49,235 | 8,536 | 24,274 | 1,137 | 1,256 | 17 | | 8 | 21,739 | 62,441 | 39,051 |
| Electrical Installations, Cables and Apparatus | | | | | | | | | | | |
| Construction and Repair of Vehicles | | | | | | | | | | | |
| A.—Ironworks and Railway Rolling-stock and Carriages, etc.: | | | | | | | | | | | |
| (i) Government and Municipal | 474,955 | 388,779 | 424,199 | 695 | 15,363 | 1,569 | 425 | | 267,178 | 780,450 | 495,915 |
| (ii) Other | 20,619 | 21,052 | 29,034 | | 1,256 | 314 | 11,191 | | 3,205 | 49,626 | 33,660 |

No. 2.—Value of Land, Buildings, Plant and Machinery, Salaries and Wages, Materials used and other Costs of Production, Output and Net Production for the Year ended 30th June, 1937, classified according to nature of Industry—continued.

| Nature of Industry. | Approximate Value of— | | Salaries and Wages Paid. | | Fuel, Power and Light used. | Lubricating Oil and Water used. | Repairs to Buildings and Plant, etc. | Non-Returnable Containers, etc. | Materials used. | Output. | Production (being value added in course of manufacture) [Col. 1 = 10 minus 5 to 9 inclusive.] |
|--|-------------------------------|----------------------|--------------------------|----------------|-----------------------------|---------------------------------|--------------------------------------|---------------------------------|-----------------|----------------|---|
| | of— | | Paid. | | | | | | | | |
| | Land, Buildings and Fixtures. | Plant and Machinery. | Males. | Females. | | | | | | | |
| | 1. | 2. | 3. | 4. | 5. | 6. | 7. | 8. | 9. | 10. | 11. |
| CLASS VIII.—CLOTHING— | | | | | | | | | | | |
| Tailoring and Slop Clothing | 163,620 | 13,816 | 59,035 | 73,615 | 2,482 | 109 | 741 | 113 | 152,170 | 341,762 | 186,147 |
| Clothing (waterproof and oilskin) | 2,460 | 352 | 1,267 | 1,329 | 31 | 14 | 36 | | 2,852 | 7,209 | 4,276 |
| Dressmaking | 82,527 | 9,808 | 3,942 | 56,935 | 1,114 | 104 | 524 | 163 | 67,015 | 149,368 | 80,448 |
| Millinery | 13,205 | 567 | 633 | 7,778 | 147 | | 124 | 10 | 12,170 | 23,037 | 11,486 |
| Shirts, Collars, Underclothing | 24,780 | 10,405 | 7,443 | 37,656 | 546 | 82 | 820 | 297 | 105,520 | 105,893 | 53,610 |
| Hats and Caps | 11,214 | 2,684 | 4,247 | 7,867 | 293 | | 191 | 107 | 13,639 | 32,960 | 18,708 |
| Boots and Shoes | 45,747 | 23,549 | 10,478 | 10,478 | 1,003 | 119 | 1,931 | 894 | 86,536 | 150,664 | 69,006 |
| Boot Repairing (including bespoke work) | 81,450 | 5,338 | 19,454 | 459 | 489 | 18 | 298 | 2 | 10,697 | 41,410 | 29,290 |
| Dye works and Cleaning (including renovating and repair-in-t) | 34,241 | 11,489 | 9,835 | 4,507 | 1,580 | 93 | 650 | 500 | 2,661 | 34,783 | 2,127 |
| Umbrellas and Walking Sticks | | | | | | | | | | | |
| Boot Accessories | | | | | | | | | | | |
| Other | 6,105 | 327 | 1,086 | 245 | 31 | | 11 | 1 | 1,734 | 3,904 | |
| Total, Class VIII. | 465,299 | 78,135 | 138,423 | 200,869 | 7,716 | 561 | 5,335 | 2,087 | 400,003 | 891,890 | 476,188 |
| CLASS IX.—FOOD, DRINK AND TOBACCO— | | | | | | | | | | | |
| Grain Milling | 242,641 | 222,341 | 85,946 | 2,310 | 21,202 | 2,206 | 9,171 | 45,104 | 1,490,024 | 1,872,079 | 304,372 |
| Cereal Foods and Starch | 15,533 | 11,536 | 4,793 | 2,702 | 2,680 | 80 | 275 | 11,120 | 14,122 | 43,722 | 35,445 |
| Cattle and Poultry Foods (not Oil Cake) | 5,470 | 10,814 | 14,750 | | 1,743 | 343 | 2,003 | 462 | 19,666 | 49,591 | 25,374 |
| Chaff Cutting, Corn Crushing and Seed Cleaning | 171,074 | 46,351 | 99,829 | 7,872 | 11,971 | 920 | 3,588 | 317 | 381,971 | 532,411 | 183,644 |
| Bakeries (Including Cakes and Pastry) | 25,680 | 25,906 | 21,008 | 13,479 | 4,728 | 426 | 2,034 | 5,631 | 147,697 | 210,920 | 50,404 |
| Biscuits | 87,373 | 115,680 | 19,167 | 11,773 | 4,728 | 833 | 2,754 | 7,198 | 433,149 | 511,171 | 55,464 |
| Sugar Confectionery (Including Chocolate) | 49,050 | 57,031 | 11,167 | 11,167 | 3,613 | 299 | 2,331 | 7,958 | 67,827 | 161,322 | 79,958 |
| Jan, Fruit, and Vegetable Canning | 3,947 | 1,743 | 696 | 3,743 | 375 | 46 | 162 | 5,856 | 13,566 | 24,709 | 4,704 |
| Pickles, Sauces and Vinegar | 10,544 | 3,375 | 5,347 | 1,106 | 393 | 89 | 195 | 3,094 | 11,235 | 30,044 | 15,038 |
| Bacon Curing | 27,241 | 13,358 | 22,945 | 250 | 3,154 | 601 | 1,001 | 3,021 | 108,511 | 243,699 | 37,411 |
| Butter and Cheese Factories, etc.: | | | | | | | | | | | |
| Butter Factories | 70,967 | 72,072 | 30,322 | 2,428 | 7,016 | 1,199 | 3,279 | 12,818 | 537,137 | 668,931 | 97,482 |
| Cheese Factories | 4,318 | 3,328 | 203 | 203 | 492 | 104 | 558 | 1,123 | 27,614 | 37,482 | 7,571 |
| Condensed and Dried Milk | 9,771 | 15,050 | 5,805 | 350 | 2,434 | 764 | 764 | 11,649 | 39,885 | 69,739 | 14,813 |
| Meat and Fish Preserving, Meat Extracts | 379,174 | 396,186 | 54,085 | 1,186 | 4,961 | 1,958 | 7,881 | 7,610 | 118,281 | 215,174 | 74,483 |
| Condiments, Coffee, Spices, etc. (including Tea-blending and packing, Food packing, etc.)† | 46,162 | 21,519 | 18,641 | 3,296 | 1,062 | 192 | 996 | 28,570 | 79,612 | 206,159 | 95,279 |
| Ice and Refrigerating | 171,876 | 165,065 | 51,285 | 1,700 | 18,589 | 2,981 | 8,042 | 4,640 | 4,640 | 135,340 | 100,592 |
| Salt Works | 3,683 | 2,021 | 1,696 | | 164 | 20 | 73 | 728 | 2,476 | 6,032 | 2,571 |
| Aerated Waters, Cordials, etc. | 52,714 | 32,420 | 39,150 | 1,173 | 771 | 771 | 2,239 | 11,281 | 44,851 | 158,903 | 60,322 |
| Breweries | 118,008 | 214,184 | 125,321 | 2,408 | 15,153 | 3,236 | 11,321 | 127,882 | 139,952 | 751,472 | 453,928 |
| Wine Making | 18,533 | 11,047 | 6,487 | 18 | 356 | 108 | 360 | 796 | 17,932 | 31,352 | 11,800 |
| Maltng | 50,705 | 15,760 | 9,564 | 287 | 2,856 | 138 | 663 | 37,257 | 37,257 | 70,705 | 29,791 |
| Bottling | 21,555 | 1,522 | 9,596 | 1,037 | 208 | 50 | 58 | 13,758 | | 29,660 | 15,886 |
| Tobacco, Cigars and Cigarettes | 28,796 | 12,585 | 10,752 | 8,831 | 347 | 75 | 408 | 16,200 | 48,156 | 103,240 | 38,054 |

| | | | | | | | | | | | |
|--|-----------|-----------|---------|--------|---------|--------|--------|---------|-----------|-----------|-----------|
| Ice Cream | 9,848 | 7,850 | 4,274 | 939 | 1,101 | 55 | 326 | 3,766 | 13,841 | 40,601 | 21,512 |
| Sausage Skins | 3,240 | 45 | 5,392 | | | | 31 | 883 | 5,701 | 15,037 | 8,422 |
| Total, Class IX. | 1,627,923 | 1,480,829 | 672,085 | 63,528 | 118,619 | 16,624 | 60,513 | 326,867 | 3,845,103 | 6,229,385 | 1,861,659 |
| CLASS X.—WOODWORKING AND BASKETWARE— | | | | | | | | | | | |
| Sawmills (Forest) | 129,931 | 326,301 | 417,561 | 502 | 14,035 | 6,640 | 37,820 | 49 | 459,744 | 1,107,799 | 589,511 |
| Sawmills (Town) | 73,104 | 101,701 | 94,801 | 549 | 5,105 | 320 | 9,368 | | 175,779 | 317,314 | 126,742 |
| Bank Mills | 10,488 | 1,443 | 1,004 | 30 | 64 | 25 | 77 | | 13,379 | 18,935 | 4,832 |
| Jeolery | 48,295 | 21,331 | 58,960 | 342 | 2,055 | 275 | 1,284 | 3 | 96,719 | 195,757 | 95,421 |
| Cooperage | 5,500 | 4,564 | 4,564 | | 192 | 39 | 223 | | 5,060 | 13,005 | 7,491 |
| Wood and Cises | 11,965 | 7,850 | 17,449 | | 112 | 179 | 670 | | 36,664 | 62,279 | 23,904 |
| Wood Turning, Wood Carving, etc. | 5,810 | 10,002 | 4,660 | 156 | 473 | 43 | 392 | | 6,965 | 17,614 | 9,741 |
| Basketware and Wickerware (including Seagrass and Bamboo Furniture) | 8,014 | 405 | 5,332 | 183 | 29 | 27 | 36 | | 3,839 | 10,808 | 6,677 |
| Perambulators | | | | | | | | | | | |
| Total, Class X. | 293,107 | 473,597 | 606,291 | 1,874 | 22,775 | 7,548 | 49,870 | 650 | 798,149 | 1,743,311 | 864,319 |
| CLASS XI.—FURNITURE, BEDDING, ETC.— | | | | | | | | | | | |
| Billiard Tables, Cabinet and Furniture making and Upholstery Bedding and Mattresses (not wire) | 108,112 | 29,838 | 134,579 | 3,807 | 3,151 | 327 | 1,622 | 5 | 186,013 | 379,710 | 188,592 |
| Knishing and Drapery | 16,407 | 5,517 | 12,386 | 6,574 | 602 | 40 | 971 | 10 | 54,508 | 91,737 | 35,606 |
| Picture Frames | 1,178 | 177 | 1,579 | 168 | 44 | | | | 2,534 | 5,096 | 2,518 |
| Total Class XI | 125,697 | 35,532 | 148,544 | 10,549 | 3,797 | 367 | 2,593 | 15 | 243,055 | 476,543 | 226,716 |
| CLASS XII.—PAPER, STATIONERY, PRINTING, BOOKBINDING ETC.— | | | | | | | | | | | |
| Newspapers | 418,350 | 180,099 | 161,807 | 9,243 | 10,810 | 1,595 | 7,312 | 28 | 138,161 | 428,239 | 270,333 |
| Government Printing Offices | 41,170 | 36,525 | 33,900 | 6,490 | 1,072 | 108 | 1,134 | | 23,173 | 79,663 | 64,176 |
| General Printing, including Letterpress Printing, Lithographic Printing, Petrolicals, Book-binding, Paper Ruling and Engraving | 163,822 | 113,801 | 101,917 | 17,165 | 2,949 | 582 | 3,370 | 23 | 112,947 | 311,072 | 191,201 |
| Manufactured Stationery, including Paper Products | 4,064 | 3,508 | 1,246 | 2,629 | 75 | 49 | 165 | 2,386 | 6,880 | 22,081 | 12,826 |
| Process Engraving and Photo-engraving | 25,082 | 7,605 | 20,713 | 3,137 | 536 | 143 | 493 | | 4,325 | 43,169 | 37,672 |
| Cardboard Boxes, Cartons and Corrugated Boxes and Containers | 14,932 | 8,760 | 4,387 | 5,433 | 237 | 15 | 405 | 69 | 22,297 | 40,969 | 17,926 |
| Paper Bags | | | | | | | | | | | |
| Total, Class XII. | 667,400 | 350,904 | 323,970 | 44,106 | 15,699 | 2,492 | 12,879 | 2,506 | 307,483 | 925,193 | 584,134 |
| CLASS XIII.—RUBBER— | | | | | | | | | | | |
| Tyres-Motor Vehicle and Cycle | 35,746 | 8,312 | 11,693 | 186 | 1,324 | 72 | 439 | | 18,871 | 44,802 | 24,096 |
| Other Rubber Goods (not Clothing or Belting) | | | | | | | | | | | |
| Total, Class XIII. | 35,746 | 8,312 | 11,693 | 186 | 1,324 | 72 | 439 | | 18,871 | 44,802 | 24,096 |
| CLASS XIV.—MUSICAL INSTRUMENTS— | | | | | | | | | | | |
| Pianos, Piano-players, Organs | 11,495 | 492 | 6,495 | | 77 | 41 | 21 | | 466 | 10,233 | 9,673 |
| Total, Class XIV. | 11,495 | 492 | 6,495 | | 77 | 41 | 21 | | 466 | 10,233 | 9,673 |

* Particulars combined in compliance with the provisions of Section 13 of the "Statistics Act, 1907."
 † Now includes Cleaning, Grading and Packing of Dried Fruits, previously shown as a separate industry.

No. 2.—Value of Land, Buildings, Plant and Machinery, Salaries and Wages, Materials used and other Costs of Production, Output and Net Production for the Year ended 30th June, 1937, classified according to nature of industry—continued.

| Nature of Industry. | Approximate Value of— | | Salaries and Wages Paid. | | Fuel, Power and Light used. | Lubricating Oil and Water used. | Repairs to Buildings and Plant, etc. | Non-Returnable Containers, etc. | Materials used. | Output. | Production (being value added in course of manufacture) (Col. 11 = 10 minus 5 to 9 inclusive.) | |
|---|-------------------------------|----------------------|--------------------------|----------|-----------------------------|---------------------------------|--------------------------------------|---------------------------------|-----------------|------------|--|----|
| | Land, Buildings and Fixtures. | Plant and Machinery. | Males. | Females. | | | | | | | | |
| | | | | | | | | | | | | 1. |
| CLASS XV.—MISCELLANEOUS PRODUCTS— | | | | | | | | | | | | |
| Brooms and Brushes | £ 10,174 | £ 6,862 | £ 11,830 | £ 3,080 | £ 330 | £ 89 | £ 370 | £ 469 | £ 19,115 | £ 38,987 | £ 18,605 | |
| Other | | | | | | | | | | | | |
| Surgical, Optical and other Scientific Instruments (not Electrical) | 21,663 | 4,781 | 9,138 | 1,092 | 376 | 96 | 102 | 9 | 9,672 | 26,555 | 16,300 | |
| Toys, Games and Sports Requisites | 2,315 | 607 | 1,188 | 370 | 17 | 2 | 8 | 4 | 1,902 | 4,863 | 2,930 | |
| Total, Class XV. | 34,152 | 12,250 | 22,165 | 4,522 | 723 | 187 | 489 | 482 | 30,689 | 70,405 | 37,835 | |
| Total, Classes I. to XV. | 5,915,659 | 4,770,154 | 3,899,817 | 387,961 | 409,669 | 45,989 | 240,190 | 467,311 | 8,564,907 | 17,161,287 | 7,433,271 | |
| CLASS XVI.—HEAT, LIGHT AND POWER—(a) | | | | | | | | | | | | |
| Electric Light and Power: | | | | | | | | | | | | |
| A.—Government | 218,629 | 1,052,324 | 51,917 | | 182,401 | 2,950 | 35,539 | | | 362,885 | 141,995 | |
| B.—Local Authority | 26,763 | 206,274 | 32,862 | 544 | 4,991 | 4,991 | 16,501 | | 982 | 145,470 | 98,477 | |
| C.—Companies | 96,061 | 837,520 | 87,024 | 499 | 222,420 | 32,593 | 20,620 | | 3,643 | 506,172 | 226,896 | |
| Gas Works: | | | | | | | | | | | | |
| A.—Local Authority | 12,710 | 206,610 | 20,694 | | 10,802 | 605 | 9,203 | | 56,194 | 109,073 | 32,269 | |
| B.—Companies | 9,483 | 69,486 | 4,110 | | 1,922 | 355 | 1,955 | | 10,214 | 28,235 | 13,789 | |
| Total, Class XVI. | 363,646 | 2,372,214 | 196,616 | 1,043 | 442,064 | 41,494 | 83,818 | | 71,033 | 1,151,835 | 513,426 | |
| GRAND TOTAL | 6,279,305 | 7,142,368 | 4,096,433 | 389,004 | 851,733 | 87,433 | 324,008 | 467,311 | 8,635,940 | 18,313,122 | 7,946,697 | |

* Particulars combined in compliance with the provisions of Section 18 of the "Statistics Act, 1907."

(a) See Special Note under "Contents," page 2.

No. 3.—Value of Factories, Wages, Materials, Other Costs of Production, Gross Output, and Net Production, 1927-28 to 1936-37.

| Year ended 30th June. | Land, Buildings and Fixtures. | Plant and Machinery. | Salaries and Wages. | | Fuel, Power and Light used. | Lubricating Oil and Water used. | Repairs to Buildings and Plant,* etc. | Non- returnable Containers, etc. | Materials Used. | Output. | Production (being value added in course of manufacture). [col. 11 = 10 minus 5 to 9 inc.] 11. |
|--------------------------|--|-------------------------|---------------------|----------------|-----------------------------------|---------------------------------------|---|--|--------------------|-----------------|---|
| | | | Males. 3. | Females, 4. | | | | | | | |
| 1928 | £ 5,336,864 | £ 5,535,995 | £ 4,094,770 | £ 406,637 | £ 580,150 | £ 56,815 | £ 228,948 | £ 574,306 | £ 7,917,847 | £ 16,998,184 | £ 7,690,123 |
| 1929 | 5,760,539 | 6,135,815 | 4,261,823 | 413,779 | 569,929 | 54,102 | 247,282 | 562,477 | 8,051,901 | 17,454,430 | 7,968,649 |
| 1930 | 5,923,214 | 6,090,966 | 4,042,933 | 408,065 | 563,639 | 54,119 | 267,423 | 570,606 | 7,947,635 | 16,891,482 | 7,488,060 |
| 1931 | 5,606,833 | 6,113,806 | 2,830,500 | 298,410 | 501,149 | 50,951 | 161,054 | 353,209 | 6,005,879 | 12,353,353 | 5,281,111 |
| 1932 | 5,419,954 | 5,924,468 | 2,289,538 | 267,037 | 507,236 | 56,821 | 157,442 | 309,460 | 5,559,848 | 11,187,571 | 4,605,784 |
| 1933 | 5,485,227 | 5,713,038 | 2,481,221 | 277,439 | 543,305 | 54,783 | 187,582 | 343,582 | 6,138,454 | 12,327,548 | 5,061,842 |
| 1934 | 5,528,057 | 5,658,638 | 2,712,599 | 284,216 | 583,755 | 57,569 | 190,759 | 379,261 | 6,221,664 | 12,877,988 | 5,444,280 |
| 1935 | 5,673,461 | 5,763,428 | 3,052,333 | 310,860 | 640,511 | 61,864 | 221,271 | 457,074 | 6,976,037 | 14,641,680 | 6,284,923 |
| 1936 | 5,978,111 | 6,063,901 | 3,649,181 | 358,971 | 775,965 | 76,382 | 261,582 | 478,550 | 8,432,073 | 17,528,741 | 7,504,209 |
| 1937 | 6,279,305 | 7,142,368 | 4,096,433 | 389,004 | 851,733 | 87,433 | 324,008 | 467,311 | 8,635,940 | 18,313,122 | 7,946,637 |

No. 5.—Number of Working Proprietors, Administrative Staff and other Employees engaged in Each Industry, also Age Groups of Employees, as at 15th June, and average time Establishments were in operation during the Year ended 30th June, 1937.

| Nature of Industry. | Establishments. | | † Average Number of Persons Employed. | | | | | | | | | | | | ‡ Employees, as at 15th June, classified according to Age. | | | | Average time in operation during year. | | | |
|---|------------------|---------|---------------------------------------|-----|-------------------------|-----|-------------------------|-----|-----------------------------|-----|----------------------------------|-----|----------------------------------|-----|--|-----|--------|-----|--|-----------------|------------------------|--------------------|
| | Using Machinery. | Others. | Working Proprietors. | | Managers and Overseers. | | Accountants and Clerks. | | Engine-drivers and Firemen. | | Workers, Skilled, and Unskilled. | | Carters, Messengers, and Others. | | Total. | | Males. | | | Females. | | |
| | | | M. | F. | M. | F. | M. | F. | M. | F. | M. | F. | M. | F. | M. | F. | M. | F. | | Under 16 years. | 16 and under 21 years. | 21 years and over. |
| CLASS I.—TREATMENT OF NON-METALLIFEROUS MINE AND QUARRY PRODUCTS— | | | | | | | | | | | | | | | | | | | | | | |
| Lime, Plaster, and Plaster | 11 | 14 | 11 | 11 | 4 | 4 | 5 | 9 | 4 | 270 | 3 | 7 | 316 | 12 | 328 | 17 | 88 | 205 | 2 | 1 | 9 | 11-82 |
| Sheds, etc. | 9 | 16 | 4 | 3 | 3 | 4 | 3 | 4 | ... | 60 | ... | 2 | 85 | 4 | 89 | 4 | 7 | 45 | ... | 1 | 2 | 11-66 |
| Marble, Slate, etc. | 10 | 3 | 6 | 6 | 11 | 3 | 11 | 3 | ... | 286 | ... | 5 | 338 | 3 | 341 | 10 | 56 | 243 | ... | 2 | 1 | 11-01 |
| Cement and Cement Goods | 3 | ... | 3 | ... | 1 | ... | 1 | ... | ... | 9 | ... | ... | 16 | ... | 16 | ... | 5 | 10 | ... | ... | ... | 12-00 |
| Other (including Asphalt, etc.) | ... | ... | ... | ... | ... | ... | ... | ... | ... | ... | ... | ... | ... | ... | ... | ... | ... | ... | ... | ... | ... | ... |
| Total, Class I. | 33 | 23 | 36 | ... | 45 | ... | 20 | 16 | 5 | 635 | 3 | 14 | 755 | 19 | 774 | 31 | 159 | 503 | 2 | 4 | 12 | 11-85 |
| CLASS II.—BRICKS, POTTERY, GLASS, ETC.— | | | | | | | | | | | | | | | | | | | | | | |
| Bricks and Tiles, Firebricks and Fireclay Goods | 24 | 1 | 21 | ... | 21 | ... | 9 | 1 | 6 | 450 | ... | ... | 516 | 1 | 517 | 11 | 82 | 414 | ... | 1 | ... | 11-93 |
| Earthenware, China, Porcelain, Terra Cotta | 3 | 2 | 2 | ... | 1 | ... | 1 | ... | ... | 52 | 5 | ... | 56 | 5 | 61 | 3 | 20 | 35 | ... | 3 | 1 | 12-00 |
| Glass Bottles | ... | ... | ... | ... | ... | ... | 3 | 5 | 3 | 88 | 2 | 3 | 113 | 7 | 120 | 9 | 24 | 54 | 1 | 2 | 4 | 11-07 |
| Glass (Other than Bottles)* | 8 | ... | 10 | ... | 6 | ... | 3 | ... | ... | ... | ... | ... | ... | ... | ... | ... | ... | ... | ... | ... | ... | ... |
| Total, Class II. | 35 | 1 | 33 | ... | 28 | ... | 13 | 6 | 9 | 590 | 7 | 3 | 685 | 18 | 698 | 23 | 126 | 503 | 1 | 6 | 5 | 11-79 |
| CLASS III.—CHEMICALS, DYES, EXPLOSIVES, PAINTS, OILS, GREASE. | | | | | | | | | | | | | | | | | | | | | | |
| Chemicals, Drugs and Medicines | 9 | 1 | ... | ... | 14 | 1 | 4 | 8 | 10 | 97 | 30 | ... | 125 | 39 | 164 | 7 | 34 | 110 | 3 | 22 | 11 | 12-00 |
| White lead, Paints and Varnish | 2 | ... | ... | ... | 2 | ... | 2 | 2 | ... | 6 | ... | 1 | 11 | 2 | 13 | ... | 4 | 7 | ... | 1 | 1 | 12-00 |
| Oil (Vegetable (including Oil Cake)) | 1 | ... | ... | ... | 2 | ... | 5 | 3 | 3 | 24 | 1 | ... | 34 | 4 | 38 | 3 | 12 | 12 | ... | ... | 5 | 12-00 |
| Oils, Mineral | 5 | ... | ... | ... | 1 | ... | 2 | ... | 2 | 7 | ... | ... | 12 | ... | 12 | ... | 2 | 10 | ... | ... | ... | 11-93 |
| Baling-cloth, Yellow-refining, Bone-milling Works | 5 | 1 | 1 | ... | 3 | ... | 3 | 1 | 5 | 26 | ... | 3 | 41 | 1 | 42 | ... | 2 | 24 | ... | 1 | ... | 9-75 |
| Chemical Feedstuffs | 5 | ... | ... | ... | 16 | ... | 11 | 3 | 6 | 323 | ... | 9 | 365 | 3 | 368 | ... | 30 | 318 | ... | ... | 3 | 12-00 |
| Lakes, Polishes, etc. | ... | ... | ... | ... | ... | ... | ... | ... | ... | ... | ... | ... | ... | ... | ... | ... | ... | ... | ... | ... | ... | ... |
| Soap and Candles | 5 | 2 | 1 | 1 | 6 | 1 | 8 | 2 | 2 | 58 | 57 | 1 | 76 | 61 | 137 | 5 | 16 | 58 | 2 | 30 | 27 | 11-95 |
| Matches | ... | ... | ... | ... | ... | ... | ... | ... | ... | ... | ... | ... | ... | ... | ... | ... | ... | ... | ... | ... | ... | ... |
| Total, Class III. | 32 | 4 | 2 | 1 | 44 | 2 | 35 | 19 | 28 | 541 | 88 | 14 | 664 | 110 | 774 | 28 | 100 | 534 | 5 | 54 | 47 | 11-87 |

* Particulars combined in compliance with the provisions of Section 18 of the 'Statistics Act, 1907' † Average over the periods in operation as stated in last column. ‡ Exclusive of Working Proprietors.

| CLASS V.—PRECIOUS METALS, JEWELLERY, PLATE— Watches and Clocks Gold, Silver, and Electro-Plate Total, Class V. | 8 | 3 | 5 | 1 | 1 | 1 | 39 | 3 | 1 | 45 | 5 | 50 | 3 | 6 | 33 | 5 | 5 | 12-00 | | | | | | | | | | | | | | | | | | | | | | | | | | | | | | | | | | | | | | | | | | | | | | | | | | | | | | | | | | | | | | | | | | | | | | | | | | | | | | | | | |
|--|----|----|----|---|----|---|----|----|-----|-----|----|-----|-----|-----|-------|----|-------|-------|----|-----|-----|-------|---|---|---|---|---|----|----|----|----|----|----|----|----|----|----|----|----|----|----|----|----|----|----|----|----|----|----|----|----|----|----|----|----|----|----|----|----|----|----|----|----|----|----|----|----|----|----|----|----|----|----|----|----|----|----|----|----|----|----|----|----|----|----|----|----|----|----|----|----|----|----|----|----|----|----|----|----|
| | | | | | | | | | | | | | | | | | | | 1 | 2 | 3 | 4 | 5 | 6 | 7 | 8 | 9 | 10 | 11 | 12 | 13 | 14 | 15 | 16 | 17 | 18 | 19 | 20 | 21 | 22 | 23 | 24 | 25 | 26 | 27 | 28 | 29 | 30 | 31 | 32 | 33 | 34 | 35 | 36 | 37 | 38 | 39 | 40 | 41 | 42 | 43 | 44 | 45 | 46 | 47 | 48 | 49 | 50 | 51 | 52 | 53 | 54 | 55 | 56 | 57 | 58 | 59 | 60 | 61 | 62 | 63 | 64 | 65 | 66 | 67 | 68 | 69 | 70 | 71 | 72 | 73 | 74 | 75 | 76 | 77 | 78 | 79 | 80 | 81 |
| CLASS VI.—TEXTILES AND TEXTILE GOODS (NOT DRESS—Wool, Worsted, and Shoddy Hosiery and Other Knitted Goods—Rope and Cordage—Bags and Sacks—Canvas Goods (Tents, Tar-paulins, and Salmaking) ... Total, Class VI. | 2 | 3 | 2 | 1 | 4 | 1 | 6 | 50 | 88 | 63 | 89 | 152 | 6 | 48 | 6 | 54 | 31 | 11-74 | | | | | | | | | | | | | | | | | | | | | | | | | | | | | | | | | | | | | | | | | | | | | | | | | | | | | | | | | | | | | | | | | | | | | | | | | | | | | | | | | |
| CLASS VII.—SKINS AND LEATHER (NOT CLOTHING OR FOOT-WEAR)—Furriers and Fur Dressing—Fellmongery (including Wool Scouring) §—Tanning, Currying, and Leather Dressing, Harness, and Whips Saddlery, Trunks and other Goods of Leather and Leather Substitutes (not Clothing or Foot-wear) ... Total, Class VII. | 6 | 1 | 6 | 1 | 3 | 8 | 32 | 8 | 32 | 15 | 37 | 52 | 2 | 5 | 4 | 7 | 11-74 | | | | | | | | | | | | | | | | | | | | | | | | | | | | | | | | | | | | | | | | | | | | | | | | | | | | | | | | | | | | | | | | | | | | | | | | | | | | | | | | | | |
| CLASS VIII.—CLOTHING—Tailoring and Slop Clothing—Clothing (Waterproof and Oil-skin)—Dressmaking—Millinery—Shirts, Collars, and Under-clothing—Caps—Hats and Shoes—Foot Repairing (including Bespoke Work)—Dyeworks and Cleaning Umbrellas and Walking Sticks—Foot Accessories—Other ... Total, Class VIII. | 44 | 37 | 57 | 3 | 22 | 4 | 3 | 7 | 168 | 744 | 2 | 2 | 247 | 760 | 1,007 | 10 | 32 | 145 | 46 | 245 | 432 | 11-91 | | | | | | | | | | | | | | | | | | | | | | | | | | | | | | | | | | | | | | | | | | | | | | | | | | | | | | | | | | | | | | | | | | | | | | | | | | | | | |

* Particulars combined in compliance with the provisions of Section 18 of the "Statistics Act, 1907."
 † Average over the periods in operation, as stated in last column.
 ‡ Exclusive of Working Proprietors.

| | | | | | | | | | | | | | | | | | | | | |
|---|-----|-----|-----|-----|-----|-----|-------|-----|-----|-----|-------|-----|-------|-----|-----|-------|-----|-----|-----|-------|
| CLASS X.—WOODWORKING AND BASKETWARE— | 90 | 73 | 81 | 61 | 4 | 73 | 1,766 | ... | 37 | 2 | 2,091 | 6 | 2,097 | 40 | 190 | 1,709 | ... | 2 | 3 | 11-14 |
| Sawmills (Forest) | 25 | 2 | 18 | 20 | 4 | 6 | 359 | ... | 11 | ... | 416 | 4 | 420 | 2 | 51 | 360 | ... | 1 | 3 | 12-00 |
| Sawmills (Town) | 4 | 1 | 1 | 1 | 1 | 1 | 17 | ... | ... | ... | 22 | 1 | 23 | ... | ... | 5 | ... | ... | ... | 4-80 |
| Bark Mills | 60 | 1 | 3 | 9 | 4 | ... | 203 | ... | 8 | ... | 317 | 4 | 321 | 23 | 64 | 209 | ... | 2 | 1 | 11-55 |
| Johnery | 3 | 3 | ... | 1 | ... | ... | 21 | ... | ... | ... | 25 | 3 | 25 | 3 | 3 | 10 | ... | ... | ... | 10-76 |
| Coopage | 20 | 11 | ... | 2 | 1 | ... | 102 | ... | 1 | ... | 118 | 1 | 119 | 23 | 28 | 53 | ... | 1 | ... | 10-98 |
| Boxes and Cases | 6 | 4 | ... | 1 | 1 | ... | 18 | ... | ... | ... | 26 | 1 | 27 | 2 | 3 | 9 | ... | ... | ... | 8-03 |
| Wood-turning, Wood-carving, &c. | 2 | 4 | ... | ... | 1 | ... | 26 | ... | ... | ... | 32 | 1 | 33 | 4 | 4 | 18 | ... | 1 | 1 | 12-00 |
| Basketware and Wicker-ware (including Seagrass and Bamboo Furniture) | 2 | 4 | ... | ... | 1 | ... | 26 | ... | ... | ... | 32 | 1 | 33 | 4 | 4 | 18 | ... | 1 | 1 | 12-00 |
| Perambulators | 2 | 4 | ... | ... | 1 | ... | 26 | ... | ... | ... | 32 | 1 | 33 | 4 | 4 | 18 | ... | 1 | 1 | 12-00 |
| Total, Class X. | 210 | 5 | 126 | ... | 115 | ... | 2,572 | ... | 57 | 2 | 3,047 | 18 | 3,065 | 97 | 343 | 2,373 | ... | 7 | 10 | 11-24 |
| CLASS XI.—FURNITURE, BEDDING, ETC.— | 86 | 1 | 103 | ... | 21 | ... | 543 | ... | 12 | ... | 685 | 38 | 723 | 58 | 144 | 450 | ... | 1 | 23 | 11-92 |
| Billiard Tables, Cabinet and Furniture-making and Upholstery | 7 | 3 | ... | 6 | ... | ... | 543 | ... | ... | ... | 685 | 38 | 723 | 58 | 144 | 450 | ... | 1 | 23 | 11-92 |
| Bedding and Mattresses (not Wire) | 3 | 1 | ... | 3 | ... | ... | 45 | ... | 1 | ... | 64 | 68 | 122 | 5 | 17 | 29 | ... | 4 | 36 | 12-00 |
| Furnishing Drapery | 3 | 1 | ... | ... | 2 | ... | 6 | ... | ... | ... | 7 | 2 | 9 | 1 | ... | 6 | ... | ... | ... | 12-00 |
| Picture Frames | 96 | 1 | 107 | ... | 23 | ... | 594 | ... | 13 | ... | 749 | 108 | 854 | 64 | 161 | 455 | ... | 5 | 61 | 11-94 |
| Total, Class XI. | 96 | 1 | 107 | ... | 23 | ... | 594 | ... | 13 | ... | 749 | 108 | 854 | 64 | 161 | 455 | ... | 5 | 61 | 11-94 |
| CLASS XII.—PAPER, STATIONERY, PRINTING, BOOK-BINDING, &c. | 38 | 15 | 1 | 39 | 69 | ... | 428 | ... | 11 | 2 | 562 | 78 | 640 | 18 | 65 | 479 | ... | 8 | 23 | 11-98 |
| Newspapers | 2 | ... | ... | ... | ... | ... | 113 | ... | 2 | 2 | 130 | 58 | 188 | 1 | 12 | 119 | ... | 1 | 19 | 12-00 |
| Government Printing Offices | ... | ... | ... | ... | ... | ... | ... | ... | ... | ... | ... | ... | ... | ... | ... | ... | ... | ... | ... | ... |
| General Printing, including Letterpress and Lithographic Printing, Periodicals, Book-binding, Paper Ruling and Manotyping | 76 | 1 | 72 | 1 | 35 | ... | 317 | ... | 38 | 2 | 480 | 190 | 670 | 46 | 96 | 254 | ... | 19 | 69 | 12-00 |
| Stationery, including Paper Products | 1 | ... | ... | ... | ... | ... | 5 | ... | ... | ... | 7 | 39 | 46 | 1 | 2 | 4 | ... | 8 | 29 | 12-00 |
| Process and Photo Engraving | 6 | ... | ... | ... | ... | ... | 80 | ... | ... | ... | 93 | 22 | 115 | 9 | 22 | 57 | ... | 1 | 7 | 11-96 |
| Cardboard Boxes, Cartons and Corrugated Boxes and Containers | 6 | ... | ... | ... | ... | ... | 10 | ... | 4 | 1 | 24 | 62 | 86 | 2 | 5 | 14 | ... | 17 | 21 | 12-00 |
| Paper Bags | 6 | ... | ... | ... | ... | ... | 10 | ... | 4 | 1 | 24 | 62 | 86 | 2 | 5 | 14 | ... | 17 | 21 | 12-00 |
| Total, Class XII. | 129 | 1 | 93 | 3 | 93 | ... | 953 | ... | 55 | 7 | 1,296 | 449 | 1,745 | 77 | 202 | 927 | ... | 54 | 168 | 11-99 |
| CLASS XIII.—RUBBER— | 24 | 10 | ... | 2 | ... | ... | 51 | ... | 3 | ... | 76 | 4 | 80 | 7 | 29 | 38 | ... | 2 | 1 | 12-00 |
| Tires—Motor Vehicle and Cycle | ... | ... | ... | ... | ... | ... | ... | ... | ... | ... | ... | ... | ... | ... | ... | ... | ... | ... | ... | ... |
| Other Rubber Goods (not clothing or belting) | 24 | 10 | ... | 2 | ... | ... | 51 | ... | 3 | ... | 76 | 4 | 80 | 7 | 29 | 38 | ... | 2 | 1 | 12-00 |
| Total, Class XIII. | 24 | 10 | ... | 2 | ... | ... | 51 | ... | 3 | ... | 76 | 4 | 80 | 7 | 29 | 38 | ... | 2 | 1 | 12-00 |
| CLASS XIV.—MUSICAL INSTRUMENTS— | 3 | ... | ... | ... | ... | ... | 28 | ... | 2 | ... | 30 | ... | 30 | ... | 5 | 24 | ... | ... | ... | 12-00 |
| Pianos, Piano-Players, Organs | 3 | ... | ... | ... | ... | ... | 28 | ... | 2 | ... | 30 | ... | 30 | ... | 5 | 24 | ... | ... | ... | 12-00 |
| Total, Class XIV. | 3 | ... | ... | ... | ... | ... | 28 | ... | 2 | ... | 30 | ... | 30 | ... | 5 | 24 | ... | ... | ... | 12-00 |

* Particulars combined in compliance with the provisions of Section 18 of the "Statistics Act, 1907."
 † Average over the periods in operation as stated in last column.
 ‡ Exclusive of Working Proprietors
 § Now includes cleaning, grading and packing of Dried Fruits, previously shown as a separate industry.

No. 5.—Number of Working Proprietors, Administrative Staff and other Employees engaged in each Industry, also Age Groups of Employees, as at 15th June, and average time Establishments were in operation during the year ended 30th June, 1937—continued.

| Nature of Industry. | Establishments. | | † Average Number of Persons Employed. | | | | | | | | | | | | | | ‡ Employees, as at 15th June, classified according to Age. | | | | Average time in operation during year. | | | |
|--|------------------|-----|---------------------------------------|-----|-------------------------|-----|-------------------------|-----|-----------------------------|--------|---------------------------------|-----|---------------------------------|--------|--------|--------|--|------------------------|--------------------|-----------------|--|------------------------|------------------------|--------------------|
| | Using Machinery. | | Working Proprietors | | Managers and Overseers. | | Accountants and Clerks. | | Engine-drivers and Firemen. | | Workers, Skilled and Unskilled. | | Carters, Messengers and Others. | | Total. | | Males. | | Females. | | | | | |
| | M. | F. | M. | F. | M. | F. | M. | F. | M. | F. | M. | F. | M. | F. | M. | F. | Under 16 years. | 16 and under 21 years. | 21 years and over. | Under 16 years. | | 16 and under 21 years. | 21 years and over. | |
| | | | M. | F. | M. | F. | M. | F. | M. | F. | M. | F. | M. | F. | M. | F. | M. | F. | M. | F. | | Under 16 years. | 16 and under 21 years. | 21 years and over. |
| CLASS XV.—MISCELLANEOUS PRODUCTS— | | | | | | | | | | | | | | | | | | | | | | | | |
| Surgical, Optical, and Other Scientific Instruments (not Electrical) | 15 | 1 | 9 | ... | 5 | ... | 1 | 9 | ... | 25 | 3 | 3 | 1 | 43 | 13 | 56 | 2 | 11 | 22 | ... | 6 | 6 | 11.62 | |
| Brooms and Brushes | 4 | ... | 2 | ... | 6 | ... | ... | 7 | ... | 93 | 36 | ... | ... | 101 | 43 | 144 | 4 | 13 | 87 | 1 | 19 | 25 | 11.90 | |
| Other Toys, Games, and Sports Requisites | 2 | 1 | 2 | ... | 1 | ... | ... | ... | ... | 5 | 6 | ... | ... | 8 | 6 | 14 | ... | 1 | 3 | 3 | ... | 3 | 10.66 | |
| Total, Class XV. | 21 | 2 | 13 | ... | 12 | ... | 1 | 16 | ... | 123 | 45 | 3 | 1 | 152 | 62 | 214 | 6 | 25 | 112 | 4 | 25 | 34 | 11.74 | |
| Total, Classes I. to XV. | 1,788 | 169 | 1,233 | 44 | 888 | 32 | 697 | 606 | 384 | 14,731 | 3,572 | 353 | 23 | 18,291 | 4,277 | 22,568 | 773 | 3,011 | 12,800 | 424 | 1,866 | 1,847 | 11.68 | |
| CLASS XVI.—HEAT, LIGHT, AND POWER—(G) | | | | | | | | | | | | | | | | | | | | | | | | |
| Electric Light and Power: | | | | | | | | | | | | | | | | | | | | | | | | |
| A.—Government | 2 | ... | ... | ... | 11 | ... | 2 | ... | 16 | 167 | ... | 5 | ... | 201 | ... | 201 | ... | 3 | 171 | ... | ... | ... | 12.00 | |
| B.—Local Authority | 25 | ... | ... | ... | 16 | ... | 18 | 6 | 41 | 38 | ... | 13 | ... | 126 | 6 | 132 | 1 | 7 | 71 | ... | ... | ... | 12.00 | |
| C.—Companies | 64 | ... | 27 | ... | 18 | ... | 10 | 4 | 95 | 144 | 1 | 3 | ... | 297 | 5 | 302 | 2 | 17 | 233 | ... | 2 | ... | 11.94 | |
| Gas Works— | | | | | | | | | | | | | | | | | | | | | | | | |
| A.—Local Authority | 2 | ... | ... | ... | 3 | ... | 1 | ... | 26 | 66 | ... | 2 | ... | 98 | ... | 98 | ... | ... | 104 | ... | ... | ... | 12.00 | |
| B.—Companies | 2 | ... | ... | ... | 1 | ... | 1 | ... | ... | 13 | ... | ... | ... | 15 | ... | 15 | ... | ... | 14 | ... | ... | ... | 12.00 | |
| Total, Class XVI. | 95 | ... | 27 | ... | 49 | ... | 32 | 10 | 178 | 428 | 1 | 23 | ... | 737 | 11 | 748 | 3 | 28 | 593 | ... | 2 | 2 | 11.98 | |
| GRAND TOTAL | 1,863 | 169 | 1,260 | 44 | 942 | 32 | 729 | 616 | 562 | 15,159 | 3,573 | 376 | 23 | 19,028 | 4,288 | 23,316 | 776 | 3,039 | 13,393 | 424 | 1,868 | 1,849 | 11.69 | |

* Particulars combined in compliance with the provisions of Section 18 of the "Statistics Act, 1907."
 † Average over the periods in operation as stated in last column.
 ‡ Exclusive of Working Proprietors and, in the case of Class XVI, those engaged on Transmission and Distribution.
 (a) See Special Note under "Contents," page 2.

No. 6.—Number of Working Proprietors, Administrative Staff and Other Employees engaged in Industrial Establishments, also Power used, and average time Establishments were in operation during each year ended 30th June, 1928 to 1937.

| Year. | Establishments. | | † Average number of Persons employed. (a) | | | | | | | | | | | | Persons under 16 years included in foregoing. | | | Actual Horsepower Employed. | | | | | Average age during year. | | | |
|---------|------------------|---------|---|-------|-------------------------|-----|-------------------------|-----|-----------------------------|--------|--------------------------------|-----|-------------------------|----|---|-------|--------|-----------------------------|--------|-----------------|----------|----------|--------------------------|-----------|--------|------|
| | Using Machinery. | Others. | Working Proprietors. | | Managers and Overseers. | | Accountants and Clerks. | | Engine-drivers and Firemen. | | Workers skilled and unskilled. | | Carters and Messengers. | | Others. | | Total. | | | Type of Engine— | | | | | | |
| | | | M. | F. | M. | F. | M. | F. | M. | F. | M. | F. | M. | F. | M. | F. | M. | F. | Total. | Steam. | Gas. | Oil. | | Electric. | Water. | |
| 1927-28 | 1,195 | 208 | 974 | 49 | 819 | 36 | 722 | 489 | 411 | 13,797 | 3,276 | 34 | 378 | 31 | 17,442 | 3,871 | 21,313 | 677 | 297 | 974 | 39,230 | 5,270 | 2,697 | 20,455 | ... | 11.5 |
| 1928-29 | 1,245 | 224 | 1,001 | 54 | 825 | 44 | 717 | 488 | 442 | 14,286 | 3,298 | 262 | 384 | 28 | 17,907 | 3,912 | 21,819 | 674 | 284 | 958 | 55,465 | 4,038 | 3,624 | 22,736 | ... | 11.5 |
| 1929-30 | 1,273 | 193 | 1,496 | 946 | 44 | 806 | 31 | 696 | 512 | 13,006 | 3,175 | 239 | 437 | 20 | 16,565 | 3,782 | 20,347 | 587 | 231 | 818 | 56,610 | 3,993 | 5,261 | 25,204 | ... | 11.6 |
| 1930-31 | 1,317 | 198 | 1,455 | 869 | 44 | 737 | 32 | 609 | 439 | 9,409 | 2,411 | 210 | 275 | 34 | 12,561 | 2,960 | 15,521 | 338 | 153 | 491 | 57,782 | 3,785 | 5,393 | 24,804 | ... | 11.3 |
| 1931-32 | 1,375 | 115 | 1,490 | 861 | 43 | 693 | 28 | 516 | 417 | 8,487 | 2,403 | 201 | 206 | 25 | 11,311 | 2,916 | 14,227 | 360 | 163 | 523 | 58,905 | 4,396 | 14,363 | 26,487 | ... | 11.3 |
| 1932-33 | 1,398 | 101 | 1,499 | 872 | 29 | 714 | 27 | 510 | 443 | 9,813 | 2,566 | 233 | 162 | 27 | 12,215 | 3,092 | 15,307 | 359 | 203 | 562 | 57,143 | 3,804 | 18,771 | 27,149 | ... | 11.6 |
| 1933-34 | 1,491 | 115 | 1,606 | 972 | 30 | 725 | 31 | 531 | 461 | 10,416 | 2,797 | 248 | 153 | 12 | 13,452 | 3,301 | 16,753 | 434 | 241 | 675 | 58,215 | 4,048 | 15,411 | 30,194 | ... | 11.6 |
| 1934-35 | 1,541 | 117 | 1,658 | 973 | 30 | 777 | 41 | 592 | 487 | 11,554 | 2,990 | 258 | 184 | 11 | 14,775 | 3,559 | 18,334 | 585 | 430 | 1,015 | 58,409 | 3,727 | 18,959 | 31,514 | ... | 11.6 |
| 1935-36 | 1,780 | 166 | 1,946 | 1,196 | 47 | 864 | 39 | 649 | 538 | 13,764 | 3,537 | 290 | 238 | 12 | 17,492 | 4,173 | 21,665 | 793 | 486 | 1,278 | 59,693 | 3,730 | 20,116 | 31,505 | ... | 11.6 |
| 1936-37 | 1,863 | 169 | 2,032 | 1,260 | 44 | 942 | 32 | 729 | 616 | 15,159 | 3,572 | 376 | (b) | 23 | 19,028 | 4,288 | 23,316 | 787 | 432 | 1,219 | c 54,977 | c 33,853 | c 39,182 | c 137 | ... | 11.7 |

† Average over period in operation. (a) Excluding in 1927-28, 1,195; in 1928-29, 1,141; in 1929-30, 865; in 1930-31, 559; in 1931-32, 404; in 1932-33, 440; in 1933-34, 494; in 1934-35, 800; and in 1936-37, 870 males employed by Forest Sawmills in felling and hauling timber. (b) Now included under other headings. (c) Rated horse-power of engines ordinarily in use. (d) Driven by purchased current only.

No. 7. Number of Persons (Exclusive of Working Proprietors) on Factory Pay-roll on the Pay Day nearest the 15th of each month of the year ended 30th June, 1937.

| | July. | August. | September. | October. | November. | December. | January. | February. | March. | April. | May. | June. |
|---|---------------|---------------|---------------|---------------|---------------|---------------|---------------|---------------|---------------|---------------|---------------|---------------|
| MALES. | | | | | | | | | | | | |
| I.—Treatment of Non-Metalliferous Mine and Quarry Products | 719 | 736 | 733 | 716 | 802 | 789 | 724 | 696 | 703 | 696 | 675 | 693 |
| II.—Bricks, Pottery, Glass, etc. | 628 | 641 | 636 | 658 | 630 | 637 | 652 | 664 | 648 | 628 | 653 | 652 |
| III.—Chemicals, Dyes, Explosives, Paints, Oils, Grease | 562 | 579 | 588 | 592 | 562 | 582 | 645 | 704 | 763 | 763 | 736 | 657 |
| IV.—Industrial Metals, Machines, Implements and Conveyances | 5,949 | 6,009 | 6,025 | 6,147 | 6,095 | 6,168 | 6,111 | 6,194 | 6,180 | 6,198 | 6,182 | 6,176 |
| V.—Precious Metals, Jewellery, Plate | 56 | 55 | 56 | 57 | 56 | 57 | 59 | 59 | 60 | 61 | 63 | 59 |
| VI.—Textiles and Textile Goods (not Dress) | 144 | 135 | 140 | 139 | 129 | 137 | 144 | 130 | 129 | 144 | 127 | 124 |
| VII.—Skins and Leather (not Clothing or Footwear) | 225 | 234 | 238 | 258 | 225 | 232 | 227 | 229 | 231 | 229 | 206 | 211 |
| VIII.—Clothing | 554 | 542 | 532 | 542 | 556 | 557 | 564 | 544 | 547 | 550 | 548 | 544 |
| IX.—Food, Drink and Tobacco | 2,522 | 2,461 | 2,366 | 2,401 | 2,563 | 2,720 | 2,782 | 2,733 | 2,786 | 2,692 | 2,586 | 2,522 |
| X.—Wood-working and Basket-ware | 2,748 | 2,761 | 2,794 | 2,896 | 2,977 | 3,030 | 2,880 | 2,869 | 2,845 | 2,874 | 2,808 | 2,813 |
| XI.—Furniture, Bedding, etc. | 611 | 624 | 624 | 631 | 648 | 658 | 643 | 649 | 671 | 672 | 669 | 660 |
| XII.—Stationery, Paper, Printing, Book-binding, etc. | 1,157 | 1,158 | 1,173 | 1,187 | 1,202 | 1,207 | 1,212 | 1,207 | 1,205 | 1,210 | 1,206 | 1,206 |
| XIII.—Rubber | 63 | 62 | 60 | 62 | 61 | 63 | 66 | 69 | 72 | 73 | 74 | 74 |
| XIV.—Musical Instruments | 31 | 31 | 28 | 28 | 30 | 30 | 31 | 30 | 30 | 30 | 30 | 30 |
| XV.—Miscellaneous Products | 142 | 150 | 144 | 145 | 144 | 143 | 137 | 140 | 142 | 142 | 143 | 143 |
| Total, Classes I. to XV. | 16,111 | 16,165 | 16,140 | 16,459 | 16,689 | 16,990 | 16,877 | 16,899 | 16,993 | 16,868 | 16,706 | 16,584 |
| XVI.—Heat, Light and Power (a) | 710 | 677 | 690 | 677 | 684 | 692 | 694 | 693 | 695 | 741 | 744 | 749 |
| TOTAL, ALL CLASSES | 16,821 | 16,842 | 16,830 | 17,136 | 17,373 | 17,682 | 17,571 | 17,592 | 17,688 | 17,609 | 17,450 | 17,333 |
| FEMALES. | | | | | | | | | | | | |
| I.—Treatment of Non-Metalliferous Mine and Quarry Products | 16 | 19 | 22 | 22 | 21 | 23 | 22 | 27 | 22 | 19 | 18 | 18 |
| II.—Bricks, Pottery, Glass, etc. | 15 | 14 | 13 | 14 | 14 | 14 | 13 | 13 | 14 | 12 | 12 | 12 |
| III.—Chemicals, Dyes, Explosives, Paints, Oils, Grease | 110 | 112 | 110 | 113 | 111 | 106 | 103 | 108 | 104 | 105 | 106 | 106 |
| IV.—Industrial Metals, Machines, Implements and Conveyances | 191 | 190 | 188 | 189 | 191 | 193 | 196 | 203 | 205 | 203 | 202 | 204 |
| V.—Precious Metals, Jewellery, Plate | 5 | 5 | 5 | 5 | 5 | 5 | 5 | 5 | 5 | 5 | 5 | 5 |
| VI.—Textiles and Textile Goods (not Dress) | 251 | 240 | 248 | 248 | 261 | 268 | 257 | 273 | 269 | 255 | 252 | 247 |
| VII.—Skins and Leather (not Clothing or Footwear) | 101 | 89 | 97 | 93 | 98 | 93 | 97 | 96 | 95 | 100 | 98 | 92 |
| VIII.—Clothing | 2,202 | 2,209 | 2,275 | 2,297 | 2,293 | 2,289 | 2,203 | 2,205 | 2,172 | 2,145 | 2,170 | 2,137 |
| IX.—Food, Drink and Tobacco | 673 | 651 | 678 | 705 | 721 | 735 | 709 | 697 | 687 | 677 | 677 | 690 |
| X.—Wood-working and Basket-ware | 18 | 16 | 17 | 16 | 17 | 17 | 17 | 18 | 18 | 18 | 16 | 17 |
| XI.—Furniture, Bedding, etc. | 110 | 110 | 105 | 104 | 110 | 109 | 108 | 109 | 112 | 111 | 111 | 107 |
| XII.—Stationery, Paper, Printing, Book-binding, etc. | 4 | 4 | 4 | 4 | 4 | 4 | 4 | 4 | 4 | 4 | 4 | 4 |
| XIII.—Rubber | 4 | 4 | 4 | 4 | 4 | 4 | 4 | 4 | 4 | 4 | 4 | 4 |
| XIV.—Musical Instruments | 65 | 66 | 67 | 66 | 64 | 63 | 60 | 60 | 61 | 62 | 63 | 63 |
| XV.—Miscellaneous Products | 4,178 | 4,151 | 4,251 | 4,305 | 4,357 | 4,387 | 4,222 | 4,252 | 4,202 | 4,157 | 4,184 | 4,137 |
| Total, Classes I. to XV. | 11 | 11 | 11 | 11 | 11 | 11 | 11 | 11 | 11 | 11 | 11 | 11 |
| XVI.—Heat, Light and Power (a) | 4,190 | 4,163 | 4,262 | 4,316 | 4,349 | 4,378 | 4,233 | 4,263 | 4,213 | 4,168 | 4,195 | 4,148 |
| TOTAL, ALL CLASSES | 4,190 | 4,163 | 4,262 | 4,316 | 4,349 | 4,378 | 4,233 | 4,263 | 4,213 | 4,168 | 4,195 | 4,148 |

(a) See Special Note under "Contents" page 2.

No. 8.—Classification of Establishments according to number of Hands employed and nature of Industry.—Year ended 30th June, 1937.

| Nature of Industry. | Establishments and † Average Number of Hands Employed. | | | | | | | | | | | | | | | |
|---|--|--------|-----------------|--------|-----------------|--------|-----------------|--------|-----------------|--------|-----------------|--------|------------------|--------|-----------------|--------|
| | Under 4. | | 4 | | 5 to 10. | | 11 to 20. | | 21 to 50. | | 51 to 100. | | 101 and upwards. | | Total. | |
| | Establishments. | Hands. | Establishments. | Hands. | Establishments. | Hands. | Establishments. | Hands. | Establishments. | Hands. | Establishments. | Hands. | Establishments. | Hands. | Establishments. | Hands. |
| CLASS I.—TREATMENT OF NON-METALLIFEROUS MINE AND QUARRY PRODUCTS. | No. | No. | No. | No. | No. | No. | No. | No. | No. | No. | No. | No. | No. | No. | No. | No. |
| Lime, Plaster and Plaster Sheets, etc. | 7 | 16 | ... | ... | 10 | 63 | 2 | 30 | 5 | 159 | 1 | 60 | ... | ... | 25 | 328 |
| Marble, Slate, etc. | 8 | 21 | ... | ... | 4 | 29 | 3 | 39 | ... | ... | ... | ... | ... | ... | 15 | 89 |
| Cement and Cement Goods | 3 | 7 | ... | ... | 4 | 25 | 2 | 24 | 1 | 21 | 2 | 135 | 1 | 129 | 13 | 341 |
| Other (including Asphalt, etc.) | 1 | 3 | ... | ... | 2 | 13 | ... | ... | ... | ... | ... | ... | ... | ... | 3 | 16 |
| Total, Class I. | 19 | 47 | ... | ... | 20 | 130 | 7 | 93 | 6 | 180 | 3 | 195 | 1 | 129 | 56 | 774 |
| CLASS II.—BRICKS, POTTERY, GLASS, ETC. | | | | | | | | | | | | | | | | |
| Bricks and Tiles, Firebricks and Fire-clay Goods | 7 | 15 | ... | ... | 9 | 57 | 1 | 13 | 5 | 193 | 2 | 138 | 1 | 101 | 25 | 517 |
| Earthenware, China, Porcelain, Terra Cotta | ... | ... | ... | ... | 1 | 9 | ... | ... | 2 | 52 | ... | ... | ... | ... | 3 | 61 |
| Glass (other than Bottles) | 1 | 3 | ... | ... | 1 | 7 | 5 | 75 | 1 | 35 | ... | ... | ... | ... | 8 | 120 |
| Glass Bottles | ... | ... | ... | ... | ... | ... | ... | ... | ... | ... | ... | ... | ... | ... | ... | ... |
| Total, Class II. | 8 | 18 | ... | ... | 11 | 73 | 6 | 88 | 8 | 280 | 2 | 138 | 1 | 101 | 36 | 698 |
| CLASS III.—CHEMICALS, DYES, EXPLOSIVES, PAINTS, OILS, GREASE. | | | | | | | | | | | | | | | | |
| Chemicals, Drugs and Medicines | 3 | 9 | 1 | 4 | 1 | 7 | 1 | 13 | 4 | 131 | ... | ... | ... | ... | 10 | 164 |
| White Lead, Paints and Varnish | 1 | 2 | ... | ... | ... | ... | ... | 1 | 11 | ... | ... | ... | ... | ... | 2 | 13 |
| Oils, Vegetable (including Oil Cake) | ... | ... | ... | ... | ... | ... | ... | ... | 1 | 38 | ... | ... | ... | ... | 1 | 38 |
| Oils, Mineral | 3 | 3 | 1 | 4 | 1 | 5 | ... | ... | ... | ... | ... | ... | ... | ... | 5 | 12 |
| Boiling-down, Tallow-refining, Bone-milling Works | 2 | 5 | 1 | 4 | 1 | 9 | 2 | 24 | ... | ... | ... | ... | ... | ... | 6 | 42 |
| Chemical Fertilisers | ... | ... | ... | ... | ... | ... | ... | ... | 1 | 42 | 3 | 223 | 1 | 103 | 5 | 368 |
| Inks, Polishes, etc. | ... | ... | ... | ... | ... | ... | ... | ... | ... | ... | ... | ... | ... | ... | ... | ... |
| Soap and Candles | 2 | 6 | ... | ... | 2 | 9 | 1 | 13 | 1 | 46 | 1 | 63 | ... | ... | 7 | 137 |
| Matches | ... | ... | ... | ... | ... | ... | ... | ... | ... | ... | ... | ... | ... | ... | ... | ... |
| Total, Class III. | 11 | 25 | 3 | 12 | 5 | 30 | 5 | 61 | 7 | 257 | 4 | 286 | 1 | 103 | 36 | 774 |
| CLASS IV.—INDUSTRIAL METALS, MACHINES, IMPLEMENTS AND CONVEYANCES. | | | | | | | | | | | | | | | | |
| Smelting, Converting, Refining and Rolling of Iron and Steel Engineering (not Marine or Electrical) | 63 | 134 | 8 | 32 | 31 | 221 | 7 | 104 | 11 | 384 | 3 | 213 | 4 | 643 | 127 | 1,731 |
| Extracting and Refining of Metals and Alloys (other than Iron and Steel) | ... | ... | ... | ... | ... | ... | ... | ... | ... | ... | 1 | 56 | ... | ... | 1 | 56 |
| Electrical Installations, Cables and Apparatus | 13 | 27 | 2 | 8 | 4 | 26 | 3 | 39 | 1 | 27 | ... | ... | ... | ... | 23 | 127 |
| Tramcars and Railway Rolling Stock and Carriages, etc.— | 2 | 5 | 1 | 4 | 6 | 35 | 6 | 98 | 3 | 111 | 1 | 77 | 1 | 1,660 | 20 | 1,990 |
| (i) Government and Municipal | ... | ... | ... | ... | 1 | 8 | 1 | 20 | ... | ... | 1 | 95 | ... | ... | 3 | 123 |
| (ii) Other | 6 | 10 | ... | ... | 7 | 46 | 2 | 29 | 1 | 25 | 3 | 200 | ... | ... | 19 | 310 |
| Motor Vehicles and Cycles—Construction and Assembly | 220 | 414 | 11 | 44 | 47 | 292 | 11 | 143 | 2 | 55 | 2 | 135 | ... | ... | 293 | 1,083 |
| Motor Vehicles and Cycles—Repairs | 7 | 14 | 3 | 12 | 5 | 36 | ... | ... | 3 | 78 | 1 | 96 | ... | ... | 19 | 236 |
| Motor Bodies | 2 | 5 | ... | ... | ... | ... | 1 | 17 | ... | ... | ... | ... | ... | ... | 3 | 22 |
| Horse-Drawn Vehicles | ... | ... | ... | ... | ... | ... | ... | ... | ... | ... | ... | ... | ... | ... | ... | ... |
| Cycle and Motor Accessories | ... | ... | ... | ... | ... | ... | ... | ... | ... | ... | ... | ... | ... | ... | ... | ... |
| Aeroplanes | 4 | 8 | ... | ... | 4 | 23 | 1 | 12 | ... | ... | ... | ... | ... | ... | 9 | 43 |
| Ship and Boat-Building and Repairing, Marine Engineering (other than Government) | 4 | 9 | ... | ... | 1 | 5 | 2 | 29 | ... | ... | 1 | 51 | ... | ... | 8 | 94 |
| Agricultural Implements | 7 | 13 | ... | ... | 2 | 12 | 2 | 23 | 1 | 40 | ... | ... | ... | ... | 12 | 88 |
| Brass and Copper | 13 | 24 | 1 | 4 | 8 | 47 | 7 | 115 | 5 | 168 | ... | ... | ... | ... | 34 | 358 |
| Galvanised Iron-Working and Tin-smithing | 1 | 3 | 1 | 4 | 4 | 21 | 3 | 53 | 1 | 26 | 1 | 84 | ... | ... | 11 | 191 |
| Wire-Working (including Nails) | 1 | 3 | ... | ... | ... | ... | 1 | 13 | ... | ... | ... | ... | 1 | 111 | 3 | 127 |
| Stoves and Ovens | ... | ... | ... | ... | ... | ... | ... | ... | ... | ... | ... | ... | ... | ... | ... | ... |
| Gas Fittings and Meters | 2 | 6 | ... | ... | 1 | 8 | ... | ... | ... | ... | ... | ... | ... | ... | 3 | 14 |
| Sewing Machines | ... | ... | ... | ... | ... | ... | ... | ... | ... | ... | ... | ... | ... | ... | ... | ... |
| Wireless Apparatus | 3 | 3 | ... | ... | 1 | 5 | 3 | 46 | 2 | 53 | 1 | 63 | ... | ... | 10 | 170 |
| Other Metal Works | ... | ... | ... | ... | ... | ... | ... | ... | ... | ... | ... | ... | ... | ... | ... | ... |
| Total, Class IV. | 348 | 678 | 27 | 108 | 122 | 785 | 50 | 741 | 30 | 967 | 15 | 1,070 | 6 | 2,414 | 598 | 6,763 |
| CLASS V.—PRECIOUS METALS, JEWELLERY, PLATE. | | | | | | | | | | | | | | | | |
| Jewellery | 5 | 8 | ... | ... | 1 | 5 | 1 | 15 | 1 | 22 | ... | ... | ... | ... | 8 | 50 |
| Watches and Clocks | 4 | 5 | ... | ... | ... | ... | ... | ... | ... | ... | ... | ... | ... | ... | 4 | 5 |
| Gold, Silver and Electro Plate | 1 | 2 | 1 | 4 | 3 | 16 | ... | ... | ... | ... | ... | ... | ... | ... | 5 | 22 |
| Total, Class V. | 10 | 15 | 1 | 4 | 4 | 21 | 1 | 15 | 1 | 22 | ... | ... | ... | ... | 17 | 77 |

* Particulars combined in compliance with the provisions of Section 18 of the "Statistics Act, 1907."

† Average employed during such portion of the year as the establishments were in operation (not in all cases for the full 12 months).

No. 8.—Classification of Establishments according to number of Hands employed and nature of Industry.—Year ended 30th June, 1937—continued.

| Nature of Industry. | Establishments and †Average Number of Hands Employed. | | | | | | | | | | | | | | | |
|--|---|------------|-----------------|------------|-----------------|------------|-----------------|------------|-----------------|------------|-----------------|------------|------------------|--------------|-----------------|--------------|
| | Under 4. | | 4. | | 5 to 10. | | 11 to 20. | | 21 to 50. | | 51 to 100. | | 101 and upwards. | | Total. | |
| | Establishments. | Hands. | Establishments. | Hands. | Establishments. | Hands. | Establishments. | Hands. | Establishments. | Hands. | Establishments. | Hands. | Establishments. | Hands. | Establishments. | Hands. |
| CLASS VI.—TEXTILES AND TEXTILE GOODS (NOT DRESS). | No. | No. | No. | No. | No. | No. | No. | No. | No. | No. | No. | No. | No. | No. | No. | No. |
| Wool, Worsted and Shoddy ... | ... | ... | ... | ... | 1 | 8 | ... | ... | ... | ... | ... | ... | 1 | 144 | 2 | 152 |
| Hosiery and Other Knitted Goods ... | ... | ... | ... | ... | ... | ... | ... | ... | 3 | 106 | ... | ... | ... | ... | 3 | 106 |
| Canvas Goods (Tents, Tarpaulins and Sail-making) ... | 2 | 6 | ... | ... | 2 | 10 | ... | ... | ... | ... | ... | ... | ... | ... | 4 | 16 |
| Rope and Cordage ... | ... | ... | ... | ... | ... | ... | ... | ... | ... | ... | ... | ... | ... | ... | ... | ... |
| Bags and Sacks ... | 2 | 6 | ... | ... | ... | ... | ... | ... | 2 | 73 | 1 | 52 | ... | ... | 5 | 131 |
| Total, Class VI. | 4 | 12 | ... | ... | 3 | 18 | ... | ... | 5 | 179 | 1 | 52 | 1 | 144 | 14 | 405 |
| CLASS VII.—SKINS AND LEATHER (NOT CLOTHING OR FOOTWEAR.) | | | | | | | | | | | | | | | | |
| Furriers and Fur-dressing ... | 2 | 4 | 1 | 4 | 2 | 18 | 2 | 26 | ... | ... | ... | ... | ... | ... | 7 | 52 |
| Fellmongery (including Wool-scouring)§ | ... | ... | ... | ... | 1 | 9 | 3 | 48 | ... | ... | ... | ... | ... | ... | 4 | 57 |
| Tanning, Currying and Leather-dressing ... | 3 | 5 | ... | ... | 1 | 8 | 2 | 31 | 2 | 48 | ... | ... | ... | ... | 8 | 92 |
| Saddlery, Harness and Whips ... | 2 | 4 | ... | ... | 3 | 23 | ... | ... | 1 | 48 | ... | ... | ... | ... | 6 | 75 |
| Bags, Trunks and Other Goods of Leather and Leather Substitutes (not Clothing or Footwear) ... | ... | ... | ... | ... | 1 | 9 | 1 | 12 | 2 | 50 | ... | ... | ... | ... | 4 | 71 |
| Total, Class VII. | 7 | 13 | 1 | 4 | 8 | 67 | 8 | 117 | 5 | 146 | ... | ... | ... | ... | 29 | 347 |
| CLASS VIII.—CLOTHING. | | | | | | | | | | | | | | | | |
| Tailoring and Slop Clothing ... | 15 | 44 | 6 | 24 | 35 | 245 | 13 | 171 | 10 | 307 | 1 | 70 | 1 | 146 | 81 | 1,007 |
| Clothing (Waterproof and Oilskin) ... | ... | ... | ... | ... | ... | ... | 1 | 20 | ... | ... | ... | ... | ... | ... | 1 | 20 |
| Dressmaking ... | 5 | 13 | 5 | 20 | 16 | 111 | 10 | 156 | 8 | 239 | 2 | 143 | ... | ... | 46 | 682 |
| Millinery ... | 2 | 4 | ... | ... | 5 | 32 | ... | ... | 2 | 49 | ... | ... | ... | ... | 9 | 85 |
| Shirts, Collars, Underclothing ... | 2 | 4 | ... | ... | 4 | 35 | ... | ... | 4 | 113 | 2 | 148 | 1 | 149 | 13 | 449 |
| Hats and Caps ... | ... | ... | ... | ... | 1 | 5 | 2 | 29 | 2 | 86 | ... | ... | ... | ... | 5 | 120 |
| Boots and Shoes ... | 3 | 8 | 1 | 4 | 1 | 5 | 1 | 17 | 5 | 143 | 2 | 171 | ... | ... | 13 | 348 |
| Boot Repairing (including Bespoke Work) ... | 39 | 55 | 4 | 16 | 3 | 22 | 1 | 20 | ... | ... | ... | ... | ... | ... | 47 | 113 |
| Dyeworks and Cleaning (including Renovating and Repairing) ... | 7 | 13 | 4 | 16 | 4 | 22 | 3 | 40 | ... | ... | ... | ... | ... | ... | 18 | 91 |
| Umbrellas and Walking Sticks ... | ... | ... | ... | ... | ... | ... | ... | ... | ... | ... | ... | ... | ... | ... | ... | ... |
| Boot Accessories ... | 2 | 4 | 1 | 4 | ... | ... | ... | ... | ... | ... | ... | ... | ... | ... | 3 | 8 |
| Other ... | ... | ... | ... | ... | ... | ... | ... | ... | ... | ... | ... | ... | ... | ... | ... | ... |
| Total, Class VIII. | 75 | 145 | 21 | 84 | 69 | 477 | 31 | 453 | 31 | 937 | 7 | 532 | 2 | 295 | 236 | 2,923 |
| CLASS IX.—FOOD, DRINK AND TOBACCO. | | | | | | | | | | | | | | | | |
| Grain Milling ... | 3 | 8 | 1 | 4 | 5 | 41 | 1 | 12 | 9 | 272 | 1 | 63 | ... | ... | 20 | 400 |
| Cereal Foods and Starch ... | ... | ... | ... | ... | 4 | 27 | ... | ... | 1 | 22 | ... | ... | ... | ... | 5 | 49 |
| Cattle and Poultry Foods ... | ... | ... | ... | ... | ... | ... | ... | ... | ... | ... | ... | ... | ... | ... | ... | ... |
| Chaff-Cutting, Corn-Crushing and Seed Cleaning ... | 9 | 11 | 2 | 8 | 16 | 115 | 4 | 54 | ... | ... | ... | ... | ... | ... | 31 | 188 |
| Bakeries (including Cakes and Pastry) ... | 66 | 159 | 18 | 72 | 30 | 176 | 7 | 87 | 2 | 46 | ... | ... | ... | ... | 123 | 540 |
| Biscuits ... | ... | ... | ... | ... | ... | ... | ... | ... | ... | ... | ... | ... | ... | ... | ... | ... |
| Cocoa ... | 4 | 9 | ... | ... | ... | ... | ... | ... | ... | ... | ... | ... | 1 | 283 | 5 | 292 |
| Sugar Refining ... | ... | ... | ... | ... | ... | ... | ... | ... | ... | ... | 1 | 86 | ... | ... | 1 | 86 |
| Sugar Confectionery (including Chocolate and Sweets) ... | 3 | 7 | 2 | 8 | 1 | 8 | ... | ... | ... | ... | ... | ... | 1 | 214 | 7 | 237 |
| Pickles, Sauces and Vinegar ... | 1 | 3 | ... | ... | 2 | 9 | ... | ... | 1 | 25 | ... | ... | ... | ... | 4 | 37 |
| Jam, Fruit, and Vegetable Canning ... | ... | ... | ... | ... | 1 | 7 | 2 | 24 | ... | ... | ... | ... | ... | ... | 3 | 31 |
| Bacon-curing ... | 7 | 11 | ... | ... | ... | ... | 1 | 11 | 2 | 78 | ... | ... | ... | ... | 10 | 100 |
| Butter Factories, Creameries, etc. ... | 1 | 1 | ... | ... | 8 | 58 | 8 | 104 | ... | ... | ... | ... | ... | ... | 17 | 163 |
| Cheese Factories ... | ... | ... | 1 | 4 | 3 | 23 | ... | ... | ... | ... | ... | ... | ... | ... | 4 | 27 |
| Condensed and Dried Milk ... | ... | ... | ... | ... | ... | ... | 2 | 32 | ... | ... | ... | ... | ... | ... | 2 | 32 |
| Meat and Fish Preserving, Meat Extracts ... | 3 | 2 | ... | ... | 1 | 5 | ... | ... | ... | ... | ... | ... | 1 | 254 | 5 | 261 |
| Condiments, Coffee, Spices, etc. (including Tea-blending and packing and Food-packing, etc.)‡ | 8 | 13 | ... | ... | 17 | 110 | 3 | 52 | ... | ... | ... | ... | ... | ... | 28 | 175 |
| Ice and Refrigerating ... | 44 | 78 | 1 | 4 | 9 | 59 | 2 | 30 | 3 | 93 | ... | ... | ... | ... | 59 | 264 |
| Salt Refining ... | 7 | 11 | ... | ... | ... | ... | ... | ... | ... | ... | ... | ... | ... | ... | 7 | 11 |
| Aerated Waters, Cordials, etc. ... | 46 | 87 | 1 | 4 | 6 | 36 | 6 | 76 | ... | ... | ... | ... | ... | ... | 59 | 203 |
| Breweries ... | ... | ... | ... | ... | ... | ... | 1 | 12 | 3 | 87 | ... | ... | 1 | 309 | 5 | 408 |
| Wine-making ... | 7 | 12 | ... | ... | 3 | 17 | ... | ... | ... | ... | ... | ... | ... | ... | 10 | 29 |
| Malting ... | ... | ... | ... | ... | 1 | 7 | ... | ... | 1 | 21 | ... | ... | ... | ... | 2 | 28 |
| Bottling ... | 2 | 5 | ... | ... | 2 | 14 | 2 | 22 | ... | ... | ... | ... | ... | ... | 6 | 41 |
| Tobacco, Cigars and Cigarettes ... | ... | ... | ... | ... | ... | ... | ... | ... | ... | ... | ... | ... | 1 | 145 | 1 | 145 |
| Ice Cream ... | 3 | 4 | ... | ... | 2 | 12 | ... | ... | 1 | 21 | ... | ... | ... | ... | 6 | 37 |
| Sausage Skins ... | ... | ... | ... | ... | 1 | 5 | 2 | 30 | ... | ... | ... | ... | ... | ... | 3 | 35 |
| Total, Class IX. | 214 | 421 | 26 | 104 | 112 | 729 | 41 | 546 | 23 | 665 | 2 | 149 | 5 | 1,205 | 423 | 3,819 |

* Particulars combined in compliance with the provisions of Section 18 of the "Statistics Act, 1907."
 † Average employed during such portion of the year as the Establishments were in operation (not in all cases for the full 12 months). ‡ Now includes cleaning, grading and packing of Dried Fruits, previously shown as a separate industry. § Prior to 1936-37 Wool-scouring was included in Class VI, under "Wool, Worsted and Shoddy."

No. 8.—Classification of Establishments according to number of Hands employed and nature of Industry.—Year ended 30th June, 1937—continued.

| Nature of Industry. | Establishments and †Average Number of Hands Employed. | | | | | | | | | | | | | | | |
|---|---|-------------|-----------------|------------|-----------------|-------------|-----------------|--------------|-----------------|--------------|-----------------|--------------|------------------|--------------|-----------------|---------------|
| | Under 4. | | 4. | | 5 to 10. | | 11 to 20. | | 21 to 50. | | 51 to 100. | | 101 and upwards. | | Total. | |
| | Establishments. | Hands. | Establishments. | Hands. | Establishments. | Hands. | Establishments. | Hands. | Establishments. | Hands. | Establishments. | Hands. | Establishments. | Hands. | Establishments. | Hands. |
| CLASS X.—WOOD-WORKING AND BASKETWARE. | No. | No. | No. | No. | No. | No. | No. | No. | No. | No. | No. | No. | No. | No. | No. | No. |
| Sawmills, Forest | 28 | 56 | 3 | 12 | 22 | 145 | 9 | 128 | 14 | 446 | 10 | 622 | 4 | 688 | 90 | 2,097 |
| Sawmills, Town | 14 | 36 | 2 | 8 | 3 | 20 | 2 | 30 | 1 | 25 | 2 | 150 | 1 | 151 | 25 | 420 |
| Bark Mills | ... | ... | ... | ... | ... | ... | ... | ... | ... | ... | ... | ... | ... | ... | ... | ... |
| Joinery | 43 | 77 | ... | ... | 13 | 76 | 3 | 40 | ... | ... | 2 | 128 | ... | ... | ... | ... |
| Cooperage | 2 | 4 | ... | ... | ... | ... | ... | ... | 1 | 21 | ... | ... | ... | ... | ... | ... |
| Boxes and Cases | 15 | 30 | ... | ... | 1 | 6 | 2 | 31 | 2 | 52 | ... | ... | ... | ... | ... | ... |
| Wood-turning, Wood-carving, etc. | 4 | 7 | ... | ... | 1 | 5 | 1 | 15 | ... | ... | ... | ... | ... | ... | ... | ... |
| Basket-ware and Wicker-ware (including Seagrass and Bamboo Furniture) | ... | ... | 1 | 4 | 5 | 29 | ... | ... | ... | ... | ... | ... | ... | ... | 6 | 33 |
| Perambulators | ... | ... | ... | ... | ... | ... | ... | ... | ... | ... | ... | ... | ... | ... | ... | ... |
| Total, Class X. | 106 | 210 | 6 | 24 | 49 | 304 | 17 | 244 | 18 | 544 | 14 | 900 | 5 | 830 | 215 | 3,065 |
| CLASS XI.—FURNITURE, BEDDING, ETC. | | | | | | | | | | | | | | | | |
| Billiard Tables, Cabinet and Furniture-making and Upholstery | 42 | 68 | 2 | 8 | 19 | 133 | 15 | 222 | 8 | 235 | 1 | 57 | ... | ... | 87 | 723 |
| Bedding and Mattresses (not Wire) | ... | ... | 1 | 4 | ... | ... | 4 | 55 | 2 | 63 | ... | ... | ... | ... | 7 | 122 |
| Furnishing Drapery | ... | ... | 1 | 4 | ... | ... | ... | ... | ... | ... | ... | ... | ... | ... | 3 | 9 |
| Picture Frames | 2 | 5 | 1 | 4 | ... | ... | ... | ... | ... | ... | ... | ... | ... | ... | ... | ... |
| Total, Class XI. | 44 | 73 | 4 | 16 | 19 | 133 | 19 | 277 | 10 | 298 | 1 | 57 | ... | ... | 97 | 854 |
| CLASS XII.—PAPER, STATIONERY, PRINTING, BOOKBINDING, ETC. | | | | | | | | | | | | | | | | |
| Newspapers | 12 | 28 | 3 | 12 | 12 | 78 | 5 | 70 | 4 | 126 | 1 | 72 | 1 | 254 | 38 | 640 |
| Government Printing Offices | ... | ... | ... | ... | ... | ... | 1 | 16 | ... | ... | ... | ... | 1 | 172 | 2 | 188 |
| General Printing, including Letterpress and Lithographic Printing, Periodicals, Bookbinding, Paper Ruling and Linotyping | 27 | 61 | 6 | 24 | 25 | 165 | 14 | 217 | 3 | 95 | 2 | 108 | ... | ... | 77 | 670 |
| Manufactured Stationery, including Paper Products | ... | ... | ... | ... | ... | ... | ... | ... | 1 | 46 | ... | ... | ... | ... | 1 | 46 |
| Process and Photo Engraving | ... | ... | ... | ... | 2 | 11 | 1 | 14 | 3 | 90 | ... | ... | ... | ... | 6 | 115 |
| Cardboard Boxes, Cartons and Corrugated Boxes and Containers. | 1 | 1 | ... | ... | 2 | 11 | 1 | 18 | 2 | 56 | ... | ... | ... | ... | 6 | 86 |
| Paper Bags | ... | ... | ... | ... | ... | ... | ... | ... | ... | ... | ... | ... | ... | ... | ... | ... |
| Total, Class XII. | 40 | 90 | 9 | 36 | 41 | 265 | 22 | 335 | 13 | 413 | 3 | 180 | 2 | 426 | 130 | 1,745 |
| CLASS XIII.—RUBBER. | | | | | | | | | | | | | | | | |
| Tyres, Motor Vehicle and Cycle Other Rubber Goods (not clothing or belting) | 16 | 32 | 2 | 8 | 6 | 40 | ... | ... | ... | ... | ... | ... | ... | ... | 24 | 80 |
| Total, Class XIII. | 16 | 32 | 2 | 8 | 6 | 40 | ... | ... | ... | ... | ... | ... | ... | ... | 24 | 80 |
| CLASS XIV.—MUSICAL INSTRUMENTS. | | | | | | | | | | | | | | | | |
| Pianos, Piano-Players, Organs | ... | ... | ... | ... | 2 | 15 | 1 | 15 | ... | ... | ... | ... | ... | ... | 3 | 30 |
| Total, Class XIV. | ... | ... | ... | ... | 2 | 15 | 1 | 15 | ... | ... | ... | ... | ... | ... | 3 | 30 |
| CLASS XV.—MISCELLANEOUS PRODUCTS. | | | | | | | | | | | | | | | | |
| Surgical, Optical and other Scientific Instruments (not Electrical) | 9 | 20 | 2 | 8 | 5 | 28 | ... | ... | ... | ... | ... | ... | ... | ... | 16 | 56 |
| Brooms and Brushes | 2 | 5 | ... | ... | ... | ... | ... | ... | ... | ... | 2 | 139 | ... | ... | 4 | 144 |
| Other | 1 | 3 | ... | ... | 2 | 11 | ... | ... | ... | ... | ... | ... | ... | ... | 3 | 14 |
| Toys, Games and Sports Requisites | ... | ... | ... | ... | ... | ... | ... | ... | ... | ... | ... | ... | ... | ... | ... | ... |
| Total, Class XV. | 12 | 28 | 2 | 8 | 7 | 39 | ... | ... | ... | ... | 2 | 139 | ... | ... | 23 | 214 |
| Total Classes I to XV. | 914 | 1807 | 102 | 408 | 478 | 3126 | 208 | 2,985 | 157 | 4,888 | 54 | 3,698 | 24 | 5,656 | 1,937 | 22,568 |
| CLASS XVI.—HEAT, LIGHT AND POWER. | | | | | | | | | | | | | | | | |
| Electric Light and Power— | | | | | | | | | | | | | | | | |
| A.—Government | 1 | 1 | ... | ... | ... | ... | ... | ... | ... | ... | ... | ... | 1 | 200 | 2 | 201 |
| B.—Local Authority | 14 | 27 | ... | ... | 7 | 40 | 3 | 43 | 1 | 22 | ... | ... | ... | ... | 25 | 132 |
| C.—Companies | 52 | 81 | 1 | 4 | 6 | 38 | 2 | 25 | 2 | 53 | ... | ... | 1 | 101 | 64 | 302 |
| Gas Works— | | | | | | | | | | | | | | | | |
| A.—Local Authority | 1 | 2 | ... | ... | ... | ... | ... | ... | ... | 1 | 96 | ... | ... | ... | 2 | 98 |
| B.—Companies | 1 | 2 | ... | ... | ... | ... | 1 | 13 | ... | ... | ... | ... | ... | ... | 2 | 15 |
| Total, Class XVI. | 69 | 113 | 1 | 4 | 13 | 78 | 6 | 81 | 3 | 75 | 1 | 96 | 2 | 301 | 95 | 748 |
| GRAND TOTAL | 983 | 1920 | 103 | 412 | 491 | 3204 | 214 | 3,066 | 160 | 4,963 | 55 | 3,794 | 26 | 5,957 | 2,032 | 23,316 |

* Particulars combined in compliance with the provisions of Section 18 of "The Statistics Act, 1907." † Average employed during such portion of the year as the establishments were in operation (not in all cases for the full 12 months).

No. 10.—Number of Establishments in each Division of the State, 1936-37—continued.

| Nature of Industry. | Metropolitan. | Northern Agricul- tural. | South-Western. | Eastern Goldfields. | Northern Goldfields. | North-Western. | Northern. | Total. |
|--|---------------|-----------------------------|----------------|------------------------|----------------------|----------------|-----------|--------|
| CLASS IV.—INDUSTRIAL METALS, MACHINES, IMPLEMENTS AND CONVEYANCES—continued. | | | | | | | | |
| Agricultural Implements | 8 | ... | ... | ... | ... | ... | ... | 8 |
| Brass and Copper | 12 | ... | ... | ... | ... | ... | ... | 12 |
| Galvanised Iron Working and Tinsmithing | 26 | 4 | 3 | 1 | ... | ... | ... | 34 |
| Wire-working (including Nails) | 11 | ... | ... | ... | ... | ... | ... | 11 |
| Stoves and Ovens | 3 | ... | ... | ... | ... | ... | ... | 3 |
| Gas Fittings and Meters | 1 | ... | ... | ... | ... | ... | ... | 1 |
| Sewing Machines | 1 | ... | ... | ... | ... | ... | ... | 1 |
| Wireless Apparatus | 1 | ... | ... | ... | ... | ... | ... | 1 |
| Other Metal Works | 10 | ... | ... | ... | ... | ... | ... | 10 |
| Total, Class IV. | 354 | 69 | 121 | 33 | 15 | 2 | 4 | 598 |
| CLASS V.—PRECIOUS METALS, JEWELLERY, PLATE— | | | | | | | | |
| Jewellery | 8 | ... | ... | ... | ... | ... | ... | 8 |
| Watches and Clocks | 4 | ... | ... | ... | ... | ... | ... | 4 |
| Gold, Silver and Electro Plate | 5 | ... | ... | ... | ... | ... | ... | 5 |
| Total, Class V. | 17 | ... | ... | ... | ... | ... | ... | 17 |
| CLASS VI.—TEXTILES AND TEXTILE GOODS (NOT DRESS)— | | | | | | | | |
| Wool, Worsted, and Shoddy | 1 | ... | 1 | ... | ... | ... | ... | 2 |
| Hosiery and other Knitted Goods | 3 | ... | ... | ... | ... | ... | ... | 3 |
| Rope and Cordage | 2 | ... | ... | ... | ... | ... | ... | 2 |
| Canvas Goods (Tents, Tarpaulins and Sail- making) | 4 | ... | ... | ... | ... | ... | ... | 4 |
| Bags and Sacks | 3 | ... | ... | ... | ... | ... | ... | 3 |
| Total, Class VI. | 13 | ... | 1 | ... | ... | ... | ... | 14 |
| CLASS VII.—SKINS AND LEATHER (NOT CLOTHING OR FOOT- WEAR)— | | | | | | | | |
| Furs, Skins and Leather— | | | | | | | | |
| Furriers and Fur Dressing | 7 | ... | ... | ... | ... | ... | ... | 7 |
| Fellmongery (including Wool-scouring)§ | 4 | ... | ... | ... | ... | ... | ... | 4 |
| Tanning, Currying and Leather Dressing | 8 | ... | ... | ... | ... | ... | ... | 8 |
| Saddlery, Harness, Bags, Trunks and other Goods of Leather and Leather Substitutes (not Cloth- ing or Footwear)— | | | | | | | | |
| Saddlery, Harness and Whips | 6 | ... | ... | ... | ... | ... | ... | 6 |
| Bags, Trunks, and other Goods of leather and leather substitutes (not Clothing or Footwear) | 4 | ... | ... | ... | ... | ... | ... | 4 |
| Total, Class VII. | 29 | ... | ... | ... | ... | ... | ... | 29 |
| CLASS VIII.—CLOTHING— | | | | | | | | |
| Tailoring and Slop Clothing | 64 | 3 | 6 | 8 | ... | ... | ... | 81 |
| Clothing (waterproof and oilskin) | 1 | ... | ... | ... | ... | ... | ... | 1 |
| Dressmaking | 42 | ... | 3 | 1 | ... | ... | ... | 46 |
| Millinery | 9 | ... | ... | ... | ... | ... | ... | 9 |
| Shirts, Collars, Underclothing | 13 | ... | ... | ... | ... | ... | ... | 13 |
| Hats and Caps | 5 | ... | ... | ... | ... | ... | ... | 5 |
| Boots and Shoes | 13 | ... | ... | ... | ... | ... | ... | 13 |
| Boot Repairing (including bespoke work) | 39 | 2 | 4 | 2 | ... | ... | ... | 47 |
| Boot Accessories | 1 | ... | ... | ... | ... | ... | ... | 1 |
| Umbrellas and Walking Sticks | 1 | ... | ... | ... | ... | ... | ... | 1 |
| Dyeworks and Cleaning (including renovating and repairing) | 14 | ... | 1 | 3 | ... | ... | ... | 18 |
| Other | 1 | ... | ... | ... | ... | ... | ... | 1 |
| Total, Class VIII. | 203 | 5 | 14 | 14 | ... | ... | ... | 236 |
| CLASS IX.—FOOD, DRINK AND TOBACCO— | | | | | | | | |
| Grain Milling | 11 | 5 | 4 | ... | ... | ... | ... | 20 |
| Cereal Foods and Starch | 4 | ... | 1 | ... | ... | ... | ... | 5 |
| Cattle and Poultry Foods (not Oil Cake) | 2 | ... | ... | ... | ... | ... | ... | 2 |
| Chaff Cutting, Corn Crushing and Seed Cleaning | 4 | 6 | 19 | ... | ... | ... | ... | 29 |
| Bakeries (including Cakes and Pastry) | 87 | 9 | 13 | 13 | 1 | ... | ... | 123 |
| Biscuits | 4 | ... | ... | ... | ... | ... | ... | 4 |
| Cocoa | 1 | ... | ... | ... | ... | ... | ... | 1 |
| Sugar Refining | 1 | ... | ... | ... | ... | ... | ... | 1 |
| Sugar Confectionery (including Chocolate) | 7 | ... | ... | ... | ... | ... | ... | 7 |
| Jam, Fruit, and Vegetable Canning | 2 | ... | 1 | ... | ... | ... | ... | 3 |
| Pickles, Sauces and Vinegar | 3 | ... | ... | ... | ... | ... | ... | 3 |
| Bacon Curing | 4 | ... | 5 | 1 | ... | ... | ... | 10 |
| Butter and Cheese Factories, etc.— | | | | | | | | |
| Butter Factories, Creameries, etc. | 4 | ... | 13 | ... | ... | ... | ... | 17 |
| Cheese Factories | ... | ... | 4 | ... | ... | ... | ... | 4 |
| Condensed and Dried Milk | ... | ... | 2 | ... | ... | ... | ... | 2 |
| Meat and Fish Preserving, Meat Extracts | 2 | 1 | ... | ... | ... | 1 | 1 | 5 |
| Condiments, Coffee, Spices, etc. (including Tea blending and Packing and Food-packing, etc.)‡ | 19 | 5 | 4 | ... | ... | ... | ... | 28 |

§ Prior to 1936-37 Wool-scouring was included in Class IV. under "Wool, Worsted, and Shoddy."

‡ Now includes Cleaning, Grading and Packing of Dried Fruits, previously shown as a separate industry.

No. 10.—Number of Establishments in each Division of the State, 1936-37—continued.

| Nature of Industry. | Metropolitan. | Northern Agricultural. | South-Western. | Eastern Goldfields. | Northern Goldfields. | North-Western. | Northern. | Total. |
|--|---------------|------------------------|----------------|---------------------|----------------------|----------------|-----------|--------|
| CLASS IX.—FOOD, DRINK AND TOBACCO—continued. | | | | | | | | |
| Ice and Refrigerating | 31 | 7 | 15 | 2 | 1 | 1 | 2 | 59 |
| Salt refining | 4 | ... | ... | 3 | ... | ... | ... | 7 |
| Aerated Waters, Cordials, etc. | 19 | 10 | 12 | 6 | 9 | ... | 3 | 59 |
| Breweries | 2 | 2 | ... | 1 | ... | ... | ... | 5 |
| Wine Making | 1 | ... | 9 | ... | ... | ... | ... | 10 |
| Malting | 2 | ... | ... | ... | ... | ... | ... | 2 |
| Bottling | 6 | ... | ... | ... | ... | ... | ... | 6 |
| Tobacco, Cigars, and Cigarettes | 1 | ... | ... | ... | ... | ... | ... | 1 |
| Ice Cream | 4 | 1 | ... | 1 | ... | ... | ... | 6 |
| Sausage Skins | 1 | ... | 1 | ... | ... | ... | 1 | 3 |
| Total, Class IX. | 226 | 46 | 103 | 28 | 11 | 2 | 7 | 423 |
| CLASS X.—WOODWORKING AND BASKET-WARE— | | | | | | | | |
| Sawmills (Forest) | 7 | 6 | 77 | ... | ... | ... | ... | 90 |
| Sawmills (Town) | 13 | 4 | 6 | 1 | 1 | ... | ... | 25 |
| Bark Mills | 3 | ... | 1 | ... | ... | ... | ... | 4 |
| Joinery | 44 | 5 | 8 | 4 | ... | ... | ... | 61 |
| Cooperage | 2 | ... | ... | ... | ... | ... | 1 | 3 |
| Boxes and Cases | 20 | ... | ... | ... | ... | ... | ... | 20 |
| Wood Turning, Wood Carving, etc. | 6 | ... | ... | ... | ... | ... | ... | 6 |
| Basketware and Wickerware (including Sea-grass and Bamboo Furniture) | 6 | ... | ... | ... | ... | ... | ... | 6 |
| Perambulators | 6 | ... | ... | ... | ... | ... | ... | 6 |
| Total, Class X. | 101 | 15 | 92 | 5 | 1 | ... | 1 | 215 |
| CLASS XI.—FURNITURE, BEDDING, ETC.— | | | | | | | | |
| Billiard Tables, Cabinet and Furniture making and Upholstery | 83 | ... | 3 | 1 | ... | ... | ... | 87 |
| Bedding and Mattresses (not wire) | 5 | ... | ... | ... | ... | ... | ... | 5 |
| Furnishing and Drapery | 2 | ... | ... | ... | ... | ... | ... | 2 |
| Picture Frames | 3 | ... | ... | ... | ... | ... | ... | 3 |
| Total, Class XI. | 93 | ... | 3 | 1 | ... | ... | ... | 97 |
| CLASS XII.—PAPER, STATIONERY, PRINTING, BOOKBINDING, ETC.— | | | | | | | | |
| Newspapers | 12 | 9 | 11 | 2 | 3 | 1 | ... | 38 |
| Government Printing Offices | 2 | ... | ... | ... | ... | ... | ... | 2 |
| General Printing, including Letterpress and Lithographic Printing, Periodicals, Bookbinding, Paper Ruling and Linotyping | 71 | ... | 3 | 3 | ... | ... | ... | 77 |
| Manufactured Stationery (including Paper Products) | 1 | ... | ... | ... | ... | ... | ... | 1 |
| Process and Photo. Engraving | 6 | ... | ... | ... | ... | ... | ... | 6 |
| Cardboard Boxes, Cartons and Corrugated Boxes and Containers | 2 | ... | ... | ... | ... | ... | ... | 2 |
| Paper Bags | 4 | ... | ... | ... | ... | ... | ... | 4 |
| Total, Class XII. | 98 | 9 | 14 | 5 | 3 | 1 | ... | 130 |
| CLASS XIII.—RUBBER— | | | | | | | | |
| Tyres, Motor Vehicle and Cycle | 20 | 3 | 1 | ... | ... | ... | ... | 24 |
| Other Rubber Goods (not clothing or belting) | ... | ... | ... | ... | ... | ... | ... | ... |
| Total, Class XIII. | 20 | 3 | 1 | ... | ... | ... | ... | 24 |
| CLASS XIV.—MUSICAL INSTRUMENTS— | | | | | | | | |
| Pianos, Pianoplayers, Organs | 3 | ... | ... | ... | ... | ... | ... | 3 |
| Total, Class XIV. | 3 | ... | ... | ... | ... | ... | ... | 3 |
| CLASS XV.—MISCELLANEOUS PRODUCTS— | | | | | | | | |
| Brooms and Brushes | 3 | ... | ... | ... | ... | ... | ... | 3 |
| Surgical, Optical, and other Scientific Instruments (not electrical) | 16 | ... | ... | ... | ... | ... | ... | 16 |
| Toys, Games and Sports requisites | 3 | ... | ... | ... | ... | ... | ... | 3 |
| Other | 1 | ... | ... | ... | ... | ... | ... | 1 |
| Total, Class XV. | 23 | ... | ... | ... | ... | ... | ... | 23 |
| Total, Classes I. to XV. | 1,267 | 160 | 368 | 94 | 31 | 5 | 12 | 1,937 |
| CLASS XVI.—HEAT, LIGHT AND POWER— | | | | | | | | |
| Electric Light and Power: | | | | | | | | |
| A.—Government | 1 | 1 | ... | ... | ... | ... | ... | 2 |
| B.—Local Authority | ... | 5 | 11 | 3 | 4 | 1 | 1 | 25 |
| C.—Companies | ... | 18 | 30 | 7 | 7 | ... | 2 | 64 |
| Gas Works: | | | | | | | | |
| A.—Local Authority | 1 | 1 | ... | ... | ... | ... | ... | 2 |
| B.—Companies | 1 | ... | 1 | ... | ... | ... | ... | 2 |
| Total, Class XVI. | 3 | 25 | 42 | 10 | 11 | 1 | 3 | 95 |
| GRAND TOTAL | 1,270 | 185 | 410 | 104 | 42 | 6 | 15 | 2,032 |

No. 11.—Engines employed to Drive Machinery—Rated Horse-power of Engines ordinarily in use in each Class of Industry during the year ended 30th June, 1937.

| Class of Industry. | Type of Engine Supplying Prime Power. | | | | | | | | | | Electric Motors driven by— | | |
|---|---------------------------------------|---------------|----------------------|--------------|---------------|------------|---------------|------------------------|--------------------------------|--------------|----------------------------|---------------|------|
| | Steam. | | Internal Combustion. | | | Water. | Total. | Electricity Purchased. | Electricity of own generation. | Total. | H.P. | H.P. | H.P. |
| | Reciprocating. | Turbine. | Gas. | Light Oil. | Heavy Oil. | | | | | | | | |
| | | | | | | 1 | 2 | 3 | 4 | 5 | 6 | 7 | 8 |
| I.—Treatment of Non-Metalliferous Mine and Quarry Products | H.P. | H.P. | H.P. 50 | H.P. 51 | H.P. | H.P. | H.P. 101 | H.P. 3,547 | H.P. | H.P. | H.P. 3,547 | H.P. 3,547 | |
| II.—Bricks, Pottery, Glass, etc. | 48 | | 347 | 50 | 76 | | 521 | 2,131 | | | 2,131 | 2,131 | |
| III.—Chemicals, Dyes, Explosives, Paints, Oils, Grease | 766 | | | 3 | 940 | | 1,709 | 3,586 | | 980 | | 4,566 | |
| IV.—Industrial Metals, Machines, Implements and Conveyances | 432 | | 30 | 378 | 123 | | 963 | 11,278 | | 1 | | 11,279 | |
| V.—Precious Metals, Jewellery, Plate | | | | | | | | 75 | | | | 75 | |
| VI.—Textiles and Textile Goods (not Dress) | 375 | | | | | | | 283 | | 524 | | 807 | |
| VII.—Skins and Leather (not clothing or Footwear) | 25 | | | | 16 | | 41 | 624 | | | | 624 | |
| VIII.—Clothing | 16 | | | | 2 | | 41 | 651 | | | | 651 | |
| IX.—Food, Drink and Tobacco | 1,789 | | 23 | 416 | 4,111 | | 8,041 | 7,798 | | 1,836 | | 9,634 | |
| X.—Wood-working and Basketware | 3,917 | | 1,740 | 348 | 527 | | 5,059 | 4,696 | | 1,167 | | 5,863 | |
| XI.—Furniture, Bedding, etc. | | | | | | | | 1,518 | | | | 1,518 | |
| XII.—Stationery, Paper, Printing, Bookbinding, etc. | | | | | | | | 2,509 | | | | 2,509 | |
| XIII.—Rubber | | | | | | | | 81 | | | | 81 | |
| XIV.—Musical Instruments | | | | | | | | 22 | | | | 22 | |
| XV.—Miscellaneous Products | | | | | | | | 164 | | | | 164 | |
| Total, Classes I. to XV. | 7,350 | 5 | 2,457 | 1,257 | 5,795 | | 16,864 | 38,963 | | 4,508 | 43,471 | 43,471 | |
| XVI.—Heat, Light and Power | 722 | 46,900 | 2,560 | 274 | 26,527 | 137 | 77,120 | 219 | | 3,597 | | 3,816 | |
| TOTAL, ALL CLASSES | 8,072 | 46,905 | 5,017 | 1,531 | 32,322 | 137 | 93,984 | 39,182 | | 8,105 | 47,287 | 47,287 | |

No. 12.—Quantity and Value of Fuel, Power and Light used in each class of industry during the Year ended 30th June, 1937.

| Class of Industry. | Coal (Black). | | Coke. | | Wood.* | | Fuel Oil. | | Electricity. | | Gas. | | Other (Charcoal, etc.) | | Total. |
|---|----------------|----------------|---------------|---------------|----------------|----------------|------------------|----------------|-------------------|----------------|---------------|---------------|------------------------|----------------|--------|
| | Tons. | £ | Tons. | £ | Tons. | £ | Galls. | £ | Units (K.W.H.) | £ | £ | £ | £ | £ | |
| I.—Treatment of Non-Metalliferous Mine and Quarry Products | 27,324 | 84,324 | 568 | 1,434 | 5,590 | 3,552 | 9,916 | 183 | 6,883,497 | 25,031 | ... | 307 | 99 | 64,493 | |
| II.—Bricks, Pottery, Glass, etc. | 18,814 | 27,600 | 11 | 29 | 22,470 | 14,457 | 255,350 | 4,603 | 1,813,190 | 8,731 | ... | ... | 784 | 56,603 | |
| III.—Chemicals, Dyes, Explosives, Paints, Oils, Grease | 1,201 | 1,932 | 170 | 1,190 | 4,706 | 3,262 | 113,889 | 2,688 | 4,879,110 | 10,942 | ... | ... | 1,766 | 30,872 | |
| IV.—Industrial Metals, Machines, Implements and Conveyances | 3,102 | 4,707 | 3,471 | 11,908 | 8,944 | 3,730 | 396,495 | 9,219 | 9,161,438 | 40,382 | ... | ... | 1,872 | 74,785 | |
| V.—Precision Metals, Jewellery, Plaste | 2,484 | 4,248 | ... | ... | ... | ... | 140 | 14 | 38,745 | 298 | ... | ... | ... | 520 | |
| VI.—Textiles and Textile Goods (not Dress) | 2,484 | 4,248 | ... | ... | ... | ... | 3,888 | 81 | 317,369 | 1,708 | ... | ... | ... | 6,049 | |
| VII.—Skins and Leather (not Clothing or Footwear) | 246 | 324 | ... | ... | 2,464 | 1,613 | 74,800 | 1,200 | 295,386 | 2,151 | ... | ... | ... | 5,491 | |
| VIII.—Clothing | 140 | 236 | ... | ... | 4,532 | 470 | 25,210 | 601 | 679,399 | 5,550 | ... | ... | ... | 7,716 | |
| IX.—Food, Drink and Tobacco | 13,007 | 17,808 | 1,454 | 3,988 | 34,077 | 23,828 | 1,607,557 | 29,370 | 9,197,992 | 47,817 | ... | ... | 1,028 | 118,419 | |
| X.—Wood-working and Basket-ware | 13 | 59 | ... | ... | (a) 92,019 | (a) 11,958 | 36,714 | 2,163 | 1,627,900 | 8,071 | ... | ... | ... | 22,775 | |
| XI.—Furniture, Bedding, etc. | ... | ... | ... | ... | ... | ... | 82 | 4 | 556,469 | 3,673 | ... | ... | ... | 9 | |
| XII.—Stationery, Paper, Printing, Book-binding, etc. | 13 | 98 | ... | ... | 88 | 111 | 8,458 | 791 | 1,638,778 | 10,644 | ... | ... | ... | 15,699 | |
| XIII.—Rubber | 42 | 115 | ... | ... | 236 | 182 | 5,868 | 174 | 41,275 | 377 | ... | ... | ... | 1,354 | |
| XIV.—Musical Instruments | ... | ... | ... | ... | ... | ... | ... | ... | 47,540 | 67 | ... | ... | ... | 10 | |
| XV.—Miscellaneous Products | ... | ... | ... | ... | ... | ... | ... | ... | 93,403 | 590 | ... | ... | ... | 95 | |
| Total, Classes I. to XV. | 68,476 | 91,469 | 5,791 | 18,802 | 171,153 | 63,194 | 2,538,167 | 42,192 | 37,227,881 | 175,045 | 12,990 | 12,990 | 5,977 | 409,689 | |
| XVI.—Heat, Light and Power | 160,831 | 186,859 | 6,747 | 10,326 | 113,610 | 99,124 | 4,829,770 | 141,734 | 471,873 | 2,730 | ... | ... | 1,291 | 442,064 | |
| Total, All Classes | 227,307 | 278,328 | 12,538 | 29,128 | 284,763 | 162,318 | 7,367,937 | 183,926 | 37,699,754 | 177,775 | 12,990 | 12,990 | 7,268 | 851,733 | |

* See note (a).

(a) Portion only, complete particulars in respect of Forest Sawmills not available.

No. 13.—Quantity and Value of Fuel, Power, and Light used in Factories for each of the years ended 30th June, 1930 to 1937.

| Year. | Coal. | | Coke. | | (a) Wood. | | Fuel Oil. | | Electricity | | Gas. | | Other (Charcoal, etc.) | | Total. |
|---------|---------|---------|--------|--------|-----------|---------|-----------|---------|-------------|-------|------|-----|------------------------|---------|--------|
| | Tons. | £ | Tons. | £ | Tons. | £ | £ | £ | £ | £ | £ | £ | £ | £ | |
| 1929-30 | ... | ... | ... | ... | ... | ... | ... | ... | ... | ... | ... | ... | ... | ... | ... |
| 1930-31 | 178,793 | 295,765 | 9,416 | 22,653 | 169,594 | 122,000 | 35,442 | 140,804 | 10,391 | 4,166 | ... | ... | ... | 661,021 | |
| 1931-32 | 152,766 | 193,802 | 9,095 | 19,741 | 128,892 | 111,409 | 44,012 | 120,566 | 10,026 | 2,215 | ... | ... | ... | 501,271 | |
| 1932-33 | 161,669 | 176,172 | 8,558 | 18,806 | 171,606 | 103,831 | 78,844 | 108,823 | 8,384 | 1,761 | ... | ... | ... | 507,483 | |
| 1933-34 | 165,204 | 187,608 | 11,297 | 21,825 | 136,652 | 103,331 | 102,761 | 129,600 | 8,212 | 1,271 | ... | ... | ... | 543,305 | |
| 1934-35 | 172,469 | 187,608 | 12,822 | 24,024 | 165,007 | 101,845 | 121,191 | 138,333 | 9,076 | 1,678 | ... | ... | ... | 583,755 | |
| 1935-36 | 188,398 | 205,469 | 13,178 | 25,399 | 210,013 | 118,044 | 126,997 | 154,508 | 9,318 | 1,676 | ... | ... | ... | 640,511 | |
| 1936-37 | 221,019 | 246,792 | 13,477 | 28,282 | 258,426 | 147,811 | 160,430 | 178,000 | 12,625 | 2,025 | ... | ... | ... | 775,965 | |
| 1936-37 | 227,307 | 278,828 | 12,538 | 29,128 | 284,763 | 162,318 | 183,926 | 177,775 | 12,990 | 7,268 | ... | ... | ... | 851,733 | |

(a) See note (a) to Table No. 12.

**No. 14.—Value of Factory Production (i.e., Value added in Course of Manufacture),
1930-31 to 1936-37.**

| Class of Industry. | Year ended 30th June— | | | | | | |
|---|-----------------------|------------------|------------------|------------------|------------------|------------------|------------------|
| | 1931. | 1932. | 1933. | 1934. | 1935. | 1936. | 1937. |
| I.—Treatment of Non-Metalliferous Mine and Quarry Products | £ 100,895 | £ 102,963 | £ 129,264 | £ 126,718 | £ 162,827 | £ 222,151 | £ 293,922 |
| II.—Bricks, Pottery, Glass, etc. ... | 119,998 | 75,042 | 114,407 | 151,614 | 164,762 | 230,465 | 233,178 |
| III.—Chemicals, Dyes, Explosives, Paints, Oils, Grease | 373,807 | 335,878 | 378,963 | 301,779 | 309,839 | 315,317 | 472,128 |
| IV.—Industrial Metals, Machines, Implements and Conveyances | 1,127,473 | 929,436 | 1,034,480 | 1,229,557 | 1,434,965 | 1,893,895 | 2,139,716 |
| V.—Precious Metals, Jewellery, Plate | 13,455 | 10,786 | 11,499 | 13,559 | 14,523 | 19,103 | 22,763 |
| VI.—Textiles and Textile Goods (not Dress) | 88,364 | 91,730 | 109,676 | 121,668 | 144,478 | 125,520 | 95,668 |
| VII.—Skins and Leather (not Clothing or Footwear) | 54,926 | 51,582 | 56,226 | 55,251 | 67,410 | 71,858 | 91,271 |
| VIII.—Clothing | 394,478 | 346,417 | 351,062 | 347,366 | 385,330 | 472,349 | 476,188 |
| IX.—Food, Drink, and Tobacco ... | 1,499,911 | 1,384,451 | 1,442,099 | 1,517,225 | 1,751,117 | 1,992,352 | 1,861,659 |
| X.—Wood-working and Basket-ware ... | 474,161 | 288,715 | 373,100 | 435,430 | 581,940 | 726,105 | 864,319 |
| XI.—Furniture, Bedding, etc. ... | 109,500 | 95,420 | 108,866 | 136,217 | 165,238 | 199,444 | 226,716 |
| XII.—Stationery, Paper, Printing, Book-binding, etc. | 465,769 | 427,526 | 462,954 | 470,037 | 508,721 | 574,348 | 584,134 |
| XIII.—Rubber | 33,691 | 23,429 | 21,205 | 21,145 | 20,835 | 21,523 | 24,096 |
| XIV.—Musical Instruments | 5,181 | 6,295 | 6,508 | 6,399 | 8,079 | 8,388 | 9,878 |
| XV.—Miscellaneous Products | 39,436 | 36,580 | 40,842 | 46,627 | 49,885 | 59,024 | 37,885 |
| Total, Classes I. to XV. ... | 4,901,045 | 4,206,250 | 4,640,641 | 4,980,592 | 5,769,949 | 6,931,792 | 7,433,271 |
| XVI.—Heat, Light, and Power (a) ... | 380,066 | 399,514 | 421,201 | 463,688 | 514,974 | 572,417 | 513,426 |
| Total, All Classes ... | 5,281,111 | 4,605,764 | 5,061,842 | 5,444,280 | 6,284,923 | 7,504,209 | 7,946,697 |
| Average Value per head of Population— | | | | | | | |
| Classes I. to XV. ... | 11·37 | 9·70 | 10·62 | 11·31 | 13·02 | 15·48 | 16·45 |
| All Classes ... | 12·25 | 10·62 | 11·59 | 12·36 | 14·18 | 16·75 | 17·59 |

(a) See Special Note under "Contents," page 2.

**No. 15.—Factory Production per Employee (i.e., Value per Employee added in Process of
Manufacture), 1930-31 to 1936-37.**

| Class of Industry. | Year ended 30th June— | | | | | | |
|---|-----------------------|---------------|---------------|---------------|---------------|---------------|---------------|
| | 1931. | 1932. | 1933. | 1934. | 1935. | 1936. | 1937. |
| I.—Treatment of Non-Metalliferous Mine and Quarry Products | £ 458·61 | £ 520·02 | £ 426·61 | £ 392·32 | £ 411·18 | £ 373·36 | £ 384·21 |
| II.—Bricks, Pottery, Glass, etc. ... | 296·29 | 246·04 | 258·26 | 267·40 | 256·24 | 303·64 | 339·91 |
| III.—Chemicals, Dyes, Explosives, Paints, Oils, Grease | 697·40 | 716·16 | 558·12 | 482·08 | 493·37 | 457·64 | 616·36 |
| IV.—Industrial Metals, Machines, Implements and Conveyances | 284·57 | 272·88 | 271·87 | 281·17 | 292·43 | 314·97 | 319·22 |
| V.—Precious Metals, Jewellery, Plate | 305·80 | 263·07 | 280·46 | 276·71 | 296·39 | 280·93 | 303·51 |
| VI.—Textiles and Textile Goods (not Dress) | 282·99 | 240·76 | 238·43 | 261·09 | 280·00 | 246·12 | 240·37 |
| VII.—Skins and Leather (not Clothing or Footwear) | 300·14 | 270·06 | 266·47 | 224·60 | 245·13 | 241·13 | 268·44 |
| VIII.—Clothing | 180·70 | 162·71 | 161·63 | 154·87 | 157·60 | 161·82 | 164·32 |
| IX.—Food, Drink and Tobacco ... | 560·50 | 500·89 | 495·91 | 484·89 | 551·53 | 601·19 | 523·82 |
| X.—Wood-working and Basketware ... | 301·05 | 258·01 | 285·90 | 297·22 | 318·00 | 296·73 | 301·05 |
| XI.—Furniture, Bedding, etc. ... | 255·24 | 250·45 | 264·21 | 276·86 | 279·12 | 261·05 | 266·72 |
| XII.—Stationery, Paper, Printing, Book-binding, etc. | 348·63 | 333·22 | 347·82 | 335·74 | 338·47 | 349·36 | 335·52 |
| XIII.—Rubber | 366·21 | 296·57 | 261·80 | 293·68 | 330·71 | 336·30 | 301·20 |
| XIV.—Musical Instruments | 246·71 | 299·76 | 309·90 | 304·71 | 310·73 | 297·79 | 322·60 |
| XV.—Miscellaneous Products | 219·09 | 240·66 | 255·33 | 280·89 | 266·76 | 264·68 | 180·17 |
| XVI.—Heat, Light and Power (a) ... | 861·83 | 844·64 | 877·50 | 898·62 | 964·37 | 898·61 | 689·16 |
| Average per Employee— | | | | | | | |
| Classes I. to XV. ... | 345·68 | 325·59 | 323·84 | 318·49 | 334·78 | 340·88 | 338·38 |
| All Classes ... | 361·25 | 343·92 | 341·79 | 337·02 | 353·70 | 357·82 | 349·89 |

(a) See Special Note under "Contents" page 2.

No. 16.—Average Annual Amount of Salary and Wages Paid per Employee in each Class of Industry, 1930-31 to 1936-37 (excluding Working Proprietors).

| Class of Industry. | Year ended 30th June. | | | | | | |
|---|-----------------------|-------|-------|-------|-------|-------|-------|
| | 1931. | 1932. | 1933. | 1934. | 1935. | 1936. | 1937. |
| MALES. | | | | | | | |
| | £ | £ | £ | £ | £ | £ | £ |
| I.—Treatment of Non-Metalliferous Mine and Quarry Products | 238 | 212 | 202 | 186 | 199 | 186 | 202 |
| II.—Bricks, Pottery, Glass, etc. ... | 218 | 186 | 173 | 173 | 175 | 188 | 202 |
| III.—Chemicals, Dyes, Explosives, Paints, Oils, Grease | 243 | 238 | 228 | 219 | 224 | 231 | 241 |
| IV.—Industrial Metals, Machines, Implements and Conveyances | 231 | 204 | 199 | 199 | 202 | 207 | 216 |
| V.—Precious Metals, Jewellery, Plate | 232 | 198 | 196 | 192 | 207 | 200 | 208 |
| VI.—Textiles and Textile Goods (not Dress) | 217 | 188 | 181 | 184 | 188 | 198 | 215 |
| VII.—Skins and Leather (not Clothing or Footwear) | 200 | 183 | 171 | 161 | 174 | 170 | 186 |
| VIII.—Clothing | 195 | 182 | 176 | 172 | 178 | 178 | 181 |
| IX.—Food, Drink, and Tobacco | 281 | 227 | 227 | 225 | 236 | 241 | 233 |
| X.—Wood-working and Basketware | 211 | 192 | 189 | 193 | 194 | 198 | 211 |
| XI.—Furniture, Bedding, etc. | 186 | 174 | 187 | 195 | 191 | 190 | 192 |
| XII.—Stationery, Paper, Printing, Bookbinding, etc. | 279 | 259 | 246 | 241 | 243 | 245 | 249 |
| XIII.—Rubber | 169 | 146 | 151 | 151 | 149 | 138 | 138 |
| XIV.—Musical Instruments | 190 | 224 | 226 | 220 | 221 | 215 | 217 |
| XV.—Miscellaneous Products | 168 | 166 | 179 | 173 | 170 | 171 | 137 |
| XVI.—Heat, Light and Power | 267 | 253 | 254 | 255 | 272 | 268 | 267 |
| Average per Male Employee— | | | | | | | |
| Classes I. to XV. ... | 238 | 211 | 206 | 204 | 208 | 211 | 216 |
| All Classes ... | 239 | 213 | 208 | 206 | 211 | 213 | 218 |
| FEMALES. | | | | | | | |
| VIII.—Clothing | 97 | 91 | 87 | 84 | 86 | 86 | 89 |
| IX.—Food, Drink, and Tobacco | 107 | 92 | 87 | 84 | 87 | 88 | 91 |
| XII.—Paper, Printing, Bookbinding, etc. | 119 | 112 | 107 | 106 | 101 | 97 | 98 |
| All other Classes | 95 | 84 | 86 | 85 | 84 | 84 | 89 |
| Average per Female Employee— | | | | | | | |
| Classes I. to XV. ... | 100 | 92 | 89 | 87 | 87 | 87 | 91 |
| All Classes ... | 100 | 92 | 89 | 86 | 87 | 87 | 91 |
| TOTAL EMPLOYEES. | | | | | | | |
| I.—Treatment of Non-Metalliferous Mine and Quarry Products | 232 | 208 | 199 | 182 | 195 | 184 | 200 |
| II.—Bricks, Pottery, Glass, etc. ... | 204 | 181 | 170 | 170 | 172 | 185 | 200 |
| III.—Chemicals, Dyes, Explosives, Paints, Oils, Grease | 229 | 221 | 204 | 198 | 202 | 208 | 218 |
| IV.—Industrial Metals, Machines, Implements and Conveyances | 228 | 201 | 197 | 197 | 200 | 205 | 212 |
| V.—Precious Metals, Jewellery, Plate | 216 | 185 | 186 | 175 | 196 | 190 | 197 |
| VI.—Textiles and Textile Goods (not Dress) | 150 | 129 | 133 | 134 | 135 | 141 | 129 |
| VII.—Skins and Leather (not Clothing or Footwear) | 174 | 165 | 154 | 136 | 142 | 136 | 154 |
| VIII.—Clothing | 118 | 111 | 106 | 102 | 104 | 104 | 108 |
| IX.—Food, Drink and Tobacco | 251 | 204 | 201 | 199 | 208 | 208 | 203 |
| X.—Wood-working and Basketware | 209 | 191 | 188 | 192 | 194 | 198 | 210 |
| XI.—Furniture, Bedding, etc. | 180 | 165 | 178 | 181 | 178 | 177 | 178 |
| XII.—Stationery, Paper, Printing, Bookbinding, etc. | 241 | 223 | 212 | 209 | 207 | 210 | 208 |
| XIII.—Rubber | 165 | 143 | 145 | 147 | 146 | 135 | 133 |
| XIV.—Musical Instruments | 190 | 224 | 226 | 220 | 221 | 215 | 217 |
| XV.—Miscellaneous Products | 147 | 137 | 147 | 145 | 142 | 134 | 118 |
| XVI.—Heat, Light and Power | 263 | 251 | 251 | 252 | 270 | 265 | 265 |
| Average per Employee— | | | | | | | |
| Classes I. to XV. ... | 209 | 184 | 180 | 179 | 182 | 185 | 191 |
| All Classes ... | 210 | 186 | 182 | 181 | 185 | 187 | 193 |

No. 17.—Depreciation on Land, Buildings and Fixtures and Plant and Machinery, 1933-34 to 1936-37. (a)

| Class of Industry. | Year ended 30th June : | | | |
|---|------------------------|----------------|----------------|----------------|
| | 1934. | 1935. | 1936. | 1937. |
| I.—Treatment of Non-Metalliferous Mine and Quarry Products | £ 18,041 | £ 28,056 | £ 24,868 | £ 30,206 |
| II.—Bricks, Pottery, Glass, etc. | 10,280 | 10,534 | 18,859 | 16,491 |
| III.—Chemicals, Dyes, Explosives, Paints, Oils, Grease | 36,022 | 39,404 | 43,338 | 56,992 |
| IV.—Industrial Metals, Machines, Implements and Conveyances | 47,466 | 50,420 | 70,250 | 66,751 |
| V.—Precious Metals, Jewellery, Plate | 727 | 970 | 960 | 1,046 |
| VI.—Textiles and Textile Goods (not Dress) | 7,869 | 6,911 | 7,485 | 2,793 |
| VII.—Skins and Leather (not Clothing or Footwear) | 2,858 | 2,655 | 2,692 | 3,515 |
| VIII.—Clothing | 13,735 | 15,039 | 16,529 | 18,033 |
| IX.—Food, Drink and Tobacco | 173,139 | 155,715 | 124,199 | 106,966 |
| X.—Wood-working and Basket-ware | 23,037 | 33,179 | 46,473 | 48,813 |
| XI.—Furniture, Bedding, etc. | 5,486 | 5,177 | 6,048 | 6,095 |
| XII.—Stationery, Paper, Printing, Book-binding, etc. | 36,465 | 36,728 | 45,621 | 40,934 |
| XIII.—Rubber | 2,005 | 1,858 | 1,792 | 2,179 |
| XIV.—Musical Instruments | 180 | 175 | 175 | 297 |
| XV.—Miscellaneous Products | 2,341 | 2,454 | 2,724 | 2,072 |
| Total, Classes I. to XV. | 379,651 | 389,275 | 412,013 | 403,183 |
| XVI.—Heat, Light and Power | 64,117 | 57,789 | 76,316 | 71,444 |
| Total, All Classes | 443,768 | 447,064 | 488,329 | 474,627 |

(a) Depreciation has not been deducted as a cost in computing the Net Value of Production.

No. 18.—Quantity and Value of the Principal Articles Produced by Manufacture or Treatment during the Years ended 30th June, 1935 to 1937.

| Article. | Unit. | Quantities. | | | Value "at Factory Door." | | |
|-----------------------------------|----------------|-------------|-------------|-------------|--------------------------|-----------|-----------|
| | | 1935. | 1936. | 1937. | 1935. | 1936. | 1937. |
| Aerated Waters | doz. | 663,613 | 731,007 | 833,129 | £ 106,652 | £ 117,038 | £ 126,560 |
| Bacon and Ham (a) | lb. | 4,847,580 | 5,586,816 | 4,347,813 | 186,385 | 208,488 | 188,947 |
| Bark—Ground | ton | 1,890 | 2,392 | 2,122 | 18,137 | 20,164 | 18,935 |
| Bear and Stout | gal. | 5,975,690 | 7,359,988 | 6,675,676 | 632,226 | 860,268 | 664,886 |
| Biscuits | doz. | 2,935,966 | 2,935,966 | 2,960,899 | (e) | 131,268 | 136,676 |
| Blankets, Rugs, and Shawls | No. | 12,609 | 11,294 | 14,475 | 7,114 | 6,542 | 8,776 |
| Boots and Shoes | pair | 331,502 | 360,060 | 395,126 | 113,630 | 124,016 | 126,987 |
| Bran | ton | 34,658 | 33,405 | 34,049 | 179,358 | 204,327 | 223,037 |
| Bricks | No. | 37,821,853 | 51,172,737 | 54,272,812 | 111,393 | 150,027 | 174,571 |
| Butter | lb. | 11,183,018 | 10,097,682 | 10,641,749 | 662,176 | 697,544 | 656,199 |
| Cheese | " | 641,242 | 863,289 | 1,009,809 | 21,016 | 34,706 | 37,462 |
| Cigars | " | 13,981 | 14,943 | 14,951 | 10,450 | 11,050 | 11,200 |
| Cigarettes | " | 13,571 | 17,487 | 17,645 | 5,365 | 9,149 | 9,445 |
| Cigarette Papers— | | | | | | | |
| Double Booklets | No. | 3,422,150 | 4,092,000 | 4,383,000 | 11,977 | 14,322 | 15,340 |
| Single Booklets † | " | 3,396,200 | 3,780,000 | 3,852,000 | 5,943 | 6,615 | 6,741 |
| Confectionery | lb. | 5,242,626 | 5,633,803 | 5,457,213 | 165,790 | 173,076 | 167,953 |
| Electricity—Light and Power | Brit. Unit | 163,561,340 | 194,603,554 | 234,196,314 | (e) | (e) | (e) |
| Fibrous Plaster Sheets | sq. yd. | (e) | (e) | 1,083,682 | (e) | (e) | 80,683 |
| Flannel | ft. | 7,471 | 7,221 | 9,987 | 961 | 1,263 | 750 |
| Flour—Ordinary | ton | 124,130 | 118,340 | 122,723 | 982,948 | 1,134,095 | 1,502,331 |
| Flour—Self-raising | lb. | 7,812,056 | 8,476,900 | 7,993,159 | 71,588 | 73,554 | 81,540 |
| Gas | 1,000 cub. ft. | 445,898 | 477,851 | 507,138 | (e) | (e) | (e) |
| Hosiery | pair | 172,080 | 182,532 | 135,132 | 8,011 | 8,521 | 6,508 |
| Ice | ton | 28,685 | 28,078 | 32,401 | 62,259 | 64,231 | 68,521 |
| Jams and Jellies | lb. | 643,166 | 625,248 | 775,136 | 12,167 | 13,564 | 14,633 |
| Leather | " | 1,882,032 | 1,987,196 | 1,828,530 | 92,898 | 100,635 | 104,969 |
| Lime—Burnt | ton | 6,061 | 8,372 | 14,248 | 12,720 | 14,050 | 34,444 |
| Meat—Frozen, Preserved, etc. (b) | lb. | 14,706,844 | 17,815,854 | 12,847,608 | 153,345 | 195,335 | 154,259 |
| Milk—Condensed and Concentrated | " | 1,820,197 | 1,506,426 | 2,123,258 | 44,417 | 38,431 | 52,777 |
| Paper Bags | cwt. | 11,199 | 14,011 | (e) | 24,903 | 28,713 | 35,937 |
| Pickles | pint | 265,924 | 184,078 | 148,472 | 7,824 | 7,757 | 5,737 |
| Pollard | ton | 19,133 | 17,589 | 17,993 | 103,460 | 108,102 | 120,247 |
| Salt—Refined, Crushed or Washed | " | 3,896 | 4,227 | 3,670 | 7,971 | 8,368 | 6,374 |
| Sauce | pint | 760,523 | 546,362 | 498,898 | 20,265 | 20,896 | 18,320 |
| Slippers | pair | 145,406 | 183,927 | 175,861 | 14,027 | 23,155 | 23,344 |
| Soap | cwt. | 46,553 | 48,119 | (e) | 57,477 | 63,503 | (e) |
| Sugar—Refined | ton | 16,224 | 16,267 | 15,720 | 526,259 | 527,333 | 510,827 |
| Superphosphate | " | 190,627 | 200,970 | 264,457 | 715,350 | 734,025 | 925,599 |
| Tiles | No. | 3,156,054 | 3,718,296 | 4,592,265 | 38,947 | 52,035 | 57,670 |
| Timber (Native)—Sawn and Hewn (c) | super. ft. | 130,497,365 | 154,988,508 | 175,578,234 | 987,231 | 1,161,301 | 1,368,591 |
| Tobacco | lb. | 310,516 | 315,500 | 278,891 | 67,131 | 83,189 | 82,595 |
| Tweed and Cloth | sq. yd. | 168,091 | 173,514 | 193,943 | 40,973 | 42,101 | 48,373 |
| Vinegar | pint | 757,676 | 1,215,532 | 1,088,768 | 10,307 | 9,990 | 8,300 |
| Wine (d) | gal. | 194,040 | 195,034 | 148,157 | 31,543 | 31,052 | 25,339 |
| Wool—Scoured | lb. | 3,600,922 | 3,379,828 | 2,488,895 | 191,667 | 263,314 | (e) |

(a) Including in 1935, 289,467 lbs. (valued at £15,943); in 1936, 270,975 lbs. (valued at £15,076), and in 1937, 363,097 lbs. (valued at £19,587) made from imported "Green" Bacon and Ham. (b) Figures relate to the 1934, 1935 and 1936 seasons respectively. (c) Including in 1935, 42,069,336 super. feet (valued at £284,048); in 1936, 44,432,400 super. feet (valued at £285,263), and in 1937, 45,116,868 super. feet (valued at £280,726) produced in agencies other than forest sawmills. (d) Excluding 159,234 gals. of Distillation Wine in 1935, 152,878 gals. in 1936 and 88,073 gals. in 1937. (e) Particulars not available. * Booklets of 88 leaves. † Booklets of 44 leaves.

No. 19.—Lime, Plaster, Asphalt, and Cement Works, 1927-28 to 1936-37.

| Year. | Establishments. | | | Persons employed. | Horse-power (actually employed). | | | | Average time in operation during year. | Output. | Approximate Value of— | | Salaries and Wages paid during the year. |
|----------|------------------|--------|--------|-------------------|----------------------------------|------|------|-----------------|--|---------|-------------------------------|----------------------|--|
| | Using Machinery. | Others | Total. | | Steam. | Gas. | Oil. | Electric Motor. | | | Land, Buildings and Fixtures. | Plant and Machinery. | |
| 1927-28 | No. | No. | No. | No. | | | | | Months. | £ | £ | £ | £ |
| 1927-28 | 10 | 5 | 15 | 298 | 23 | 5 | 44 | 959 | 12.0 | 247,757 | 56,918 | 123,405 | 68,237 |
| 1928-29 | 8 | 6 | 16 | 306 | 23 | 5 | 14 | 936 | 11.4 | 247,744 | 61,842 | 121,747 | 65,043 |
| 1929-30 | 8 | 6 | 14 | 231 | ... | ... | ... | 1,763 | 11.7 | 236,274 | 49,984 | 121,267 | 54,618 |
| 1930-31 | 8 | 2 | 10 | 129 | ... | ... | ... | 1,807 | 11.7 | 121,520 | 37,333 | 133,169 | 30,749 |
| 1931-32 | 10 | 4 | 14 | 134 | ... | ... | ... | 1,810 | 11.3 | 132,954 | 34,797 | 122,799 | 25,918 |
| 1932-33 | 10 | 5 | 15 | 214 | 21 | 65 | ... | 1,737 | 11.9 | 202,828 | 38,745 | 108,614 | 42,600 |
| 1933-34 | 11 | 7 | 18 | 224 | 25 | 80 | ... | 1,751 | 11.8 | 217,167 | 40,186 | 97,843 | 39,061 |
| 1934-35 | 12 | 9 | 21 | 274 | 105 | 75 | 2 | 2,063 | 11.6 | 290,392 | 41,921 | 98,537 | 53,712 |
| 1935-36 | 14 | 14 | 28 | 450 | 103 | ... | 3 | 2,483 | 11.8 | 369,911 | 52,052 | 148,652 | 82,411 |
| 1936-37a | 20 | 17 | 37 | 615 | ... | 650 | 635 | 63,152 | 11.9 | 463,852 | 81,422 | 160,189 | 121,940 |

(a) Excluding Asphalt, etc., but inclusive of three Modelling Establishments now classified under Lime, Plaster, etc.
 (b) Rated horse-power of engines ordinarily in use.

No. 20.—Brick, Tile, and Pipe Works, and Potteries, 1927-28 to 1936-37.

| Year | Establishments. | | | Persons employed. | Horse-power (actually employed). | | | | Average time in operation during year. | Output. | | Approximate Value of— | | Salaries and Wages paid during the Year. | |
|---------|------------------|--------|--------|-------------------|----------------------------------|------|------|-----------------|--|--------------|--|-------------------------------|----------------------|--|---------|
| | Using Machinery. | Others | Total. | | Steam. | Gas. | Oil. | Electric Motor. | | Bricks made. | Value of Pottery, Pipes, and Tiles made. | Land, Buildings and Fixtures. | Plant and Machinery. | | |
| 1927-28 | No. | No. | No. | No. | | | | | Mths. | No. | £ | £ | £ | £ | |
| 1927-28 | 22 | 5 | 27 | 686 | 38 | 357 | 121 | 1,539 | 11.8 | 53,317,694 | 185,361 | 143,440 | 113,458 | 134,907 | 149,932 |
| 1928-29 | 23 | 5 | 28 | 740 | 36 | 337 | 138 | 1,596 | 11.0 | 60,821,627 | 206,386 | 150,704 | 93,344 | 167,571 | 163,337 |
| 1929-30 | 26 | 31 | 57 | 684 | 38 | 267 | 66 | 1,483 | 11.3 | 48,156,746 | 165,155 | 159,619 | 109,274 | 164,294 | 151,257 |
| 1930-31 | 25 | ... | 25 | 373 | 32 | 237 | 84 | 1,306 | 9.7 | 13,923,006 | 45,018 | 82,337 | 110,121 | 158,640 | 60,026 |
| 1931-32 | 22 | ... | 22 | 294 | 48 | 337 | 119 | 1,150 | 9.0 | 15,291,829 | 46,509 | 51,541 | 74,447 | 116,623 | 41,855 |
| 1932-33 | 27 | ... | 27 | 407 | 39 | 310 | 109 | 1,113 | 10.5 | 25,933,497 | 75,957 | 86,718 | 101,087 | 135,185 | 64,816 |
| 1933-34 | 28 | ... | 28 | 453 | 38 | 137 | 119 | 1,226 | 11.3 | 32,022,151 | 94,331 | 88,018 | 84,363 | 134,533 | 76,856 |
| 1934-35 | 29 | ... | 29 | 534 | 38 | 337 | 116 | 1,739 | 11.8 | 37,821,853 | 111,393 | 129,276 | 95,208 | 149,203 | 94,032 |
| 1935-36 | 31 | ... | 31 | 675 | 48 | 330 | 106 | 1,714 | 11.8 | 51,172,787 | 159,027 | 169,232 | 102,550 | 160,733 | 123,327 |
| 1936-37 | 28 | 1 | 29 | 632 | 648 | 6347 | 6126 | 62,032 | 11.9 | 54,272,312 | 174,571 | 150,504 | 100,168 | 154,523 | 127,559 |

(b) Rated horse-power of engines ordinarily in use.

No. 21.—Tanneries, 1927-28 to 1936-37.

| Year. | Establishments. | | | Persons employed. | | Horse-power (actually employed). | | Average time in operation during year. | Hides tanned. | Skins tanned. | Leather produced. | Approximate Value of— | | Salaries and Wages paid during the year. |
|---------|------------------|---------|--------|-------------------|-----|----------------------------------|-----------------|--|---------------|---------------|-------------------|-------------------------------|----------------------|--|
| | Using Machinery. | Others. | Total. | No. | No. | Steam. | Electric Motor. | | | | | Land, Buildings and Fixtures. | Plant and Machinery. | |
| 1927-28 | ... | 1 | 7 | 113 | 7 | 40 | 315 | 12-0 | No. 48,513 | No. 10,549 | lbs. 1,842,787 | £ 41,377 | £ 33,654 | £ 24,476 |
| 1928-29 | ... | 1 | 7 | 113 | 7 | 302 | 302 | 12-0 | 50,628 | 13,417 | 1,952,941 | 167,299 | 33,886 | 25,148 |
| 1929-30 | ... | 1 | 7 | 109 | 7 | 60 | 318 | 12-0 | 53,092 | 6,482 | 1,787,637 | 131,892 | 31,400 | 25,182 |
| 1930-31 | ... | 1 | 7 | 76 | 7 | 60 | 307 | 11-0 | 34,099 | 9,666 | 1,224,321 | 80,769 | 29,609 | 15,148 |
| 1931-32 | ... | 1 | 6 | 77 | 6 | 60 | 308 | 12-0 | 35,845 | 12,771 | 1,248,396 | 80,773 | 27,242 | 15,534 |
| 1932-33 | ... | 1 | 6 | 86 | 6 | 319 | 319 | 12-0 | 40,471 | 21,105 | 1,493,619 | 82,201 | 26,001 | 15,009 |
| 1933-34 | ... | 1 | 6 | 89 | 6 | 395 | 395 | 12-0 | 38,859 | 12,847 | 1,545,681 | 38,720 | 25,401 | 13,677 |
| 1934-35 | ... | 1 | 6 | 118 | 6 | 257 | 257 | 12-0 | 49,786 | 11,559 | 1,882,032 | 92,898 | 37,896 | 16,285 |
| 1935-36 | ... | 1 | 6 | 95 | 6 | 257 | 257 | 12-0 | 56,468 | 15,933 | 1,987,196 | 109,635 | 37,273 | 17,951 |
| 1936-37 | ... | 1 | 8 | 92 | 8 | (a) 319 | (a) 319 | 12-0 | 41,792 | 6,983 | 1,828,530 | 104,969 | 39,163 | 17,448 |

(a) Rated horse-power of engines ordinarily in use.

No. 22.—Boot Factories, 1927-28 to 1936-37.

| Year. | Establishments. | | | Persons employed. | | Horse-power (actually employed). | | Average time in operation during year. | Output of— | | Approximate Value of— | | Salaries and Wages paid during year. | Output from other Establishments. | |
|---------|------------------|---------|--------|-------------------|-----|----------------------------------|-----------------|--|------------------|--|-----------------------------|----------------------|--------------------------------------|-----------------------------------|--|
| | Using Machinery. | Others. | Total. | No. | No. | Oil. | Electric Motor. | | Boots and Shoes. | Slippers; and Uppers for other than Factory use. | Land, Buildings & Fixtures. | Plant and Machinery. | | Boots and Shoes. | Slippers; and Uppers for other than Factory use. |
| 1927-28 | 8 | 1 | 9 | 380 | ... | 212 | 212 | 12-0 | £ 206,970 | £ 20,736 | £ 40,200 | 33,502 | £ 63,261 | £ 2,911 | £ 99 |
| 1928-29 | 8 | 1 | 9 | 378 | ... | 214 | 214 | 11-7 | 358,870 | 133,424 | 53,596 | 84,892 | 60,861 | 2,040 | ... |
| 1929-30 | 7 | 1 | 8 | 355 | ... | 212 | 212 | 12-0 | 195,032 | 101,636 | 36,728 | 20,218 | 58,299 | 2,269 | ... |
| 1930-31 | 7 | 1 | 8 | 281 | ... | 212 | 212 | 12-0 | 314,994 | 206,166 | 31,172 | 19,144 | 43,234 | 1,440 | ... |
| 1931-32 | 7 | 1 | 8 | 316 | ... | 216 | 216 | 12-0 | 274,135 | 153,410 | 43,924 | 20,214 | 38,508 | 958 | ... |
| 1932-33 | 7 | 1 | 8 | 325 | ... | 226 | 226 | 12-0 | 352,459 | 199,328 | 38,508 | 25,578 | 45,284 | 1,119 | ... |
| 1933-34 | 7 | 1 | 8 | 325 | ... | 218 | 218 | 12-0 | 344,651 | 196,164 | 37,011 | 18,750 | 43,855 | 886 | 16 |
| 1934-35 | 7 | 1 | 8 | 296 | ... | 214 | 214 | 11-8 | 324,855 | 109,893 | 32,815 | 22,552 | 38,806 | 758 | 1,061 |
| 1935-36 | 10 | 2 | 12 | 386 | ... | 220 | 220 | 12-0 | 330,859 | 112,722 | 10,666 | 19,574 | 39,072 | 643 | 10,600 |
| 1936-37 | 10 | 3 | 13 | 348 | ... | (a) 214 | (a) 214 | 11-8 | 359,267 | 184,837 | 44,257 | 25,571 | 46,339 | 1,026 | 67,840 |
| | | | | | | | | 12-0 | 393,871 | 125,692 | 23,344 | 23,540 | 44,959 | 1,255 | 1,895 |

(a) Rated horse-power of engines ordinarily in use.

No. 23.—Flour Mills, 1927-28 to 1936-37.

| Year. | Establishments. | Horse-power (actually employed). | | | Average time in operation during year. | | Wheat ground. | | Production of— | | | | Approximate Value of— | | Salaries and Wages paid during year. | | |
|---------|-----------------|----------------------------------|------------------|-----------|--|-----------|-----------------|-----------|----------------|-----------|--------|----------|-----------------------|--------------------|--------------------------------------|----------------------|---------|
| | | No. | Persons employed | Steam. | Gas. | Oil. | Electric Motor. | Mths. | Bush. | Flour. | | Pollard. | | Buildings & Fixt's | | Plant and Machinery. | |
| | | | | | | | | | | Tons. | £ | Tons. | £ | | | | |
| 1927-28 | 19 | 438 | 299 | 1,615 | 72 | 878 | 11.0 | 5,980,113 | 127,246 | 1,572,790 | 30,607 | 234,488 | 19,463 | 151,942 | 222,130 | 254,819 | 108,256 |
| 1928-29 | 17 | 353 | 210 | 1,430 | 60 | 935 | 11.2 | 5,644,990 | 119,550 | 1,300,402 | 31,962 | 225,159 | 15,656 | 110,874 | 231,456 | 272,293 | 88,319 |
| 1929-30 | 19 | 362 | 433 | 1,985 | 90 | 977 | 11.6 | 5,713,943 | 120,595 | 1,231,772 | 29,369 | 212,399 | 20,185 | 147,486 | 229,883 | 261,504 | 91,616 |
| 1930-31 | 19 | 395 | 433 | 1,205 | 110 | 974 | 11.7 | 6,278,915 | 182,090 | 865,676 | 39,384 | 180,306 | 18,692 | 99,882 | 230,689 | 256,578 | 92,567 |
| 1931-32 | 19 | 420 | 207 | 1,494 | 112 | 962 | 11.0 | 6,290,640 | 181,166 | 861,901 | 35,741 | 172,655 | 20,832 | 104,204 | 228,683 | 253,647 | 80,343 |
| 1932-33 | 21 | 395 | 208 | 1,665 | 121 | 2,457 | 11.8 | 6,146,484 | 127,574 | 862,034 | 34,247 | 165,380 | 21,166 | 113,600 | 232,390 | 266,205 | 78,530 |
| 1933-34 | 22 | 428 | 208 | 865 | 115 | 2,518 | 11.6 | 5,946,858 | 122,000 | 843,672 | 34,247 | 179,358 | 19,051 | 97,979 | 239,878 | 269,288 | 83,785 |
| 1934-35 | 20 | 427 | 210 | 584 | 207 | 1,929 | 11.5 | 6,000,787 | 124,130 | 982,948 | 34,658 | 193,864 | 19,133 | 103,460 | 239,864 | 269,288 | 87,948 |
| 1935-36 | 20 | 392 | 209 | 654 | 207 | 1,937 | 11.9 | 5,686,356 | 118,340 | 1,134,095 | 33,405 | 204,327 | 17,589 | 108,102 | 231,140 | 224,218 | 82,924 |
| 1936-37 | 20 | 400 | (a) 210 | (a) 1,300 | (a) 319 | (a) 2,444 | 11.4 | 5,961,537 | 122,723 | 1,502,331 | 34,049 | 223,037 | 17,983 | 120,247 | 242,641 | 222,341 | 88,256 |

(a) Rated horse-power of engines ordinarily in use.

No. 24.—Confectionery Works, 1931-32 to 1936-37.

| Year. | Establishments. | | | Horse-power (actually employed.) | | Average time in operation during year. | | Confectionery made. | | Approximate Value of— | | Salaries and Wages paid during Year. | | Confectionery made in other Establishments. | |
|---------|-----------------|------------------|---------|----------------------------------|-------------------|--|------|---------------------|---------------------|--------------------------------|----------------------|--------------------------------------|--------|---|---------|
| | No. | Using Machinery. | Others. | Total. | Persons employed. | Steam. | Gas. | Electric Motor. | Confectionery made. | Land, Build-ings and Fixtures. | Plant and Machinery. | £ | lbs. | £ | lbs. |
| | | | | | | | | | | | | | | | |
| 1931-32 | 3 | 1 | No. | 4 | No. | ... | ... | ... | 167,478 | £ | 49,280 | £ | 28,204 | £ | 349,151 |
| 1932-33 | 3 | 1 | 199 | 4 | 210 | ... | ... | ... | 141,037 | £ | 64,143 | £ | 31,873 | £ | 361,166 |
| 1933-34 | 3 | 1 | 229 | 4 | 252 | ... | ... | ... | 160,032 | £ | 47,606 | £ | 33,287 | £ | 252,448 |
| 1934-35 | 3 | 3 | 232 | 6 | 232 | 80 | ... | ... | 154,139 | £ | 47,301 | £ | 32,457 | £ | 690,606 |
| 1935-36 | 4 | 2 | 254 | 7 | 264 | ... | ... | ... | 165,791 | £ | 48,860 | £ | 30,725 | £ | 781,607 |
| 1936-37 | 4 | 3 | 237 | 7 | (a) 274 | ... | ... | ... | 151,689 | £ | 49,050 | £ | 31,225 | £ | 837,597 |

(a) Rated horse-power of engines ordinarily in use.

No. 25.—Jam, Pickle, Sauce, and Vinegar Works, 1927-28 to 1936-37. (a)

| Year. | Establishments. | | Horse-power (actually employed). | | Average time in operation during year. | Output of— | | | Approximate Value of— | | Salaries and Wages paid during year. | Output from other Establishments. | | | | |
|---------|------------------|---------|----------------------------------|-------|--|-----------------|--------|----------|-----------------------|-----------|--------------------------------------|-----------------------------------|----------------------|--------|----------|--------|
| | Using Machinery. | Others. | Steam. | Gas. | | Electric Motor. | Jams. | Pickles. | Sauces. | Vinegar. | | Land, Buildings and Fixtures. | Plant and Machinery. | Sauce. | Vinegar. | |
| | No. | No. | No. | No. | Mths. | £ | Pints. | £ | Pints. | £ | £ | Pints. | £ | Pints. | £ | |
| 1927-28 | 5 | 5 | 37 | 32 | 12.0 | 232,144 | 6,424 | 885,646 | 10,012 | 1,706,112 | 9,868 | 12,282 | 8,961 | 9,104 | 285 | 840 |
| 1928-29 | 5 | 5 | 34 | 31 | 12.0 | 213,992 | 5,806 | 885,252 | 10,231 | 1,215,040 | 10,271 | 13,117 | 8,859 | 7,000 | 1,560 | 566 |
| 1929-30 | 5 | 1 | 41 | 31 | 12.0 | 237,799 | 7,102 | 844,244 | 10,293 | 1,539,222 | 11,083 | 14,222 | 5,857 | 7,881 | 4,300 | 640 |
| 1930-31 | 5 | 6 | 44 | 31 | 12.0 | 187,296 | 4,813 | 458,700 | 13,653 | 1,167,439 | 10,242 | 15,362 | 4,937 | 7,697 | 1,865 | 41 |
| 1931-32 | 5 | 2 | 50 | 25 | 10.6 | 365,064 | 7,311 | 458,194 | 14,708 | 840,325 | 10,242 | 18,772 | 5,467 | 7,027 | ... | 1,920 |
| 1932-33 | 8 | 8 | 56 | 31 | 12.0 | 530,923 | 10,308 | 166,660 | 4,200 | 462,440 | 11,356 | 16,232 | 4,283 | 636 | ... | 8 |
| 1933-34 | 7 | 1 | 70 | 31 | 12.0 | 670,854 | 13,348 | 129,504 | 18,803 | 916,512 | 11,356 | 16,232 | 5,705 | 4,138 | 114 | 35,520 |
| 1934-35 | 8 | 1 | 78 | 2 | 36 | 677,283 | 12,953 | 174,277 | 6,391 | 910,529 | 10,838 | 18,222 | 4,762 | 4,138 | 114 | 35,520 |
| 1935-36 | 9 | 1 | 84 | 3 | 37 | 643,166 | 12,167 | 265,924 | 7,824 | 750,176 | 10,335 | 19,196 | 7,195 | 11,081 | 1,075 | 7,500 |
| 1936-37 | 7 | ... | 68 | (b)64 | 12.0 | 625,248 | 13,564 | 184,078 | 7,757 | 545,534 | 20,883 | 19,196 | 7,905 | 12,825 | 828 | 32,988 |
| | | | | | | 775,136 | 14,633 | 498,898 | 18,320 | 1,654,728 | 8,131 | 14,491 | 5,118 | 9,833 | 13 | 34,040 |

† Particulars not available for publication. (a) Includes one Honey Blending Establishment operating during 1929-30 to 1932-33, three in 1933-34 and 1934-35 and two in 1935-36. Such establishments are now classified under "Condiments, Food Packing, etc." (b) Rated horse-power of engines ordinarily in use.

No. 26.—Bacon Factories, 1927-28 to 1936-37.

| Year. | Establishments. | | | Persons Employed. | Horse-power (actually employed). | | | Average time in operation during year. | Pigs Killed for Curing. | Output of— | | Approximate Value of— | | Salaries and Wages paid during year. |
|---------|------------------|---------|--------|-------------------|----------------------------------|---------|-----------------|--|-------------------------|--------------------|--------------------------|-----------------------------|------------------|--------------------------------------|
| | Using Machinery. | Others. | Total. | | Steam. | Oil. | Electric Motor. | | | (a) Bacon and Ham. | (b) Bacon and Machinery. | Land, Buildings & Fixtures. | Plant Machinery. | |
| | No. | No. | No. | No. | No. | No. | No. | Months. | No. | £ | £ | £ | £ | |
| 1927-28 | 6 | ... | 6 | 54 | 23 | ... | 120 | 11.0 | 23,041 | 170,922 | 25,647 | 9,680 | 13,614 | |
| 1928-29 | 4 | 1 | 5 | 50 | 13 | ... | 109 | 11.0 | 20,792 | 161,106 | 19,503 | 7,931 | 13,483 | |
| 1929-30 | 5 | ... | 5 | 47 | 25 | ... | 147 | 11.0 | 20,319 | 164,804 | 17,330 | 7,791 | 13,179 | |
| 1930-31 | 7 | ... | 7 | 51 | 25 | ... | 137 | 11.9 | 20,915 | 133,585 | 17,089 | 8,533 | 12,100 | |
| 1931-32 | 7 | ... | 7 | 62 | 25 | ... | 238 | 12.0 | 2,942,772 | 98,243 | 29,887 | 10,198 | 14,347 | |
| 1932-33 | 7 | ... | 7 | 57 | 32 | ... | 142 | 12.0 | 2,946,787 | 109,710 | 24,538 | 10,861 | 13,388 | |
| 1933-34 | 8 | ... | 8 | 69 | 60 | ... | 266 | 12.0 | 3,455,984 | 26,396 | 26,396 | 12,102 | 15,463 | |
| 1934-35 | 10 | ... | 10 | 78 | 60 | ... | 274 | 12.0 | 4,226,168 | 170,440 | 28,773 | 13,424 | 17,250 | |
| 1935-36 | 10 | ... | 10 | 82 | 10 | ... | 238 | 12.0 | 4,398,113 | 193,442 | 28,608 | 13,103 | 19,680 | |
| 1936-37 | 9 | 1 | 10 | 100 | (a) 8 | (a) 119 | (a) 365 | 11.8 | 52,243 | 169,300 | 27,241 | 13,358 | 23,195 | |

(a) Rated horse-power of engines ordinarily in use. (b) Excluding "Green" Bacon and Ham Imported and "Finished" in local factories.

No. 27.—Butter Factories, 1927-28 to 1936-37.

| Year. | Establishments. | | Persons Employed. | | | Horse-power (actually employed). | | | Average time in operation during year. | | Cream Used. | Butter Made. | Approximate Value of— | | Salaries and Wages paid during year. | Butter made in other Establishments. | |
|---------|-----------------|--------|-------------------|---------|---------|----------------------------------|------|---------|--|------------|-------------|--------------|-----------------------|--------|--------------------------------------|--------------------------------------|--------|
| | No. | Others | Total. | Em. | Unem. | Steam. | Gas. | Oil. | Electric Motor. | Months. | | | lbs. | £ | | £ | £ |
| 1927-28 | 12 | ... | 105 | 182 | 42 | 128 | 50 | 50 | 11.6 | 5,419,475 | 2,847,929 | 235,796 | 45,341 | 46,366 | 25,782 | ... | £ |
| 1928-29 | 12 | ... | 96 | 163 | 34 | 173 | 50 | 50 | 11.7 | 6,582,042 | 3,622,324 | 304,557 | 53,570 | 44,039 | 24,235 | ... | ... |
| 1929-30 | 13 | ... | 124 | 281 | 39 | 281 | 50 | 50 | 11.7 | 9,254,626 | 4,723,132 | 401,213 | 70,093 | 40,229 | 30,229 | ... | ... |
| 1930-31 | 15 | ... | 131 | 258 | 106 | 258 | 50 | 106 | 11.3 | 13,782,747 | 7,102,515 | 494,006 | 72,279 | 58,492 | 27,598 | ... | ... |
| 1931-32 | 13 | ... | 127 | 284 | 110 | 284 | 50 | 110 | 12.0 | 15,930,444 | 8,135,674 | 522,700 | 71,797 | 54,854 | 26,447 | ... | ... |
| 1932-33 | 15 | ... | 137 | 314 | 114 | 314 | 50 | 114 | 11.6 | 18,539,877 | 9,412,881 | 519,334 | 76,082 | 63,131 | 27,390 | 212,159 | 13,275 |
| 1933-34 | 15 | ... | 143 | 338 | 154 | 338 | ... | 154 | 11.7 | 18,901,905 | 9,476,019 | 476,019 | 68,413 | 60,949 | 27,939 | 346,581 | 21,497 |
| 1934-35 | 16 | ... | 153 | 366 | 173 | 366 | ... | 173 | 11.9 | 22,336,662 | 11,183,018 | 662,173 | 89,905 | 62,597 | 30,820 | 413,060 | 24,095 |
| 1935-36 | 18 | ... | 171 | 250 | 181 | 250 | ... | 181 | 12.0 | 23,042,794 | 10,967,662 | 697,544 | 73,733 | 64,999 | 34,654 | ... | ... |
| 1936-37 | 17 | ... | 163 | (a) 478 | (a) 212 | (a) 402 | ... | (a) 212 | 11.4 | 21,080,991 | 10,641,749 | 656,199 | 70,967 | 72,072 | 32,750 | ... | ... |

(a) Rated horse-power of engines ordinarily in use.

No. 28.—Aerated Water and Cordial Factories, 1927-28 to 1936-37.

| Year. | Establishments. | | Persons Employed. | | | Horse-power (actually employed). | | | Average time in operation during year. | | Output of— | | Approximate Value of— | | Salaries and Wages paid during year. | | Output from other Establishments. | |
|---------|-----------------|--------|-------------------|-----|---------|----------------------------------|---------|---------|--|-------|------------|---------|-----------------------|--------|--------------------------------------|---------|-----------------------------------|---------|
| | No. | Others | Total. | Em. | Unem. | Steam. | Gas. | Oil. | Electric Motor. | mths. | £ | dozens. | £ | £ | £ | dozens. | £ | dozens. |
| 1927-28 | 57 | ... | 57 | 246 | 141 | 10 | 29 | 58 | 141 | 11.4 | 1,065,342 | 180,186 | 6,514 | 57,039 | 41,992 | 52,126 | 15,825 | 10,006 |
| 1928-29 | 54 | 1 | 55 | 236 | 146 | 10 | 7 | 76 | 146 | 11.2 | 1,008,840 | 174,259 | 7,807 | 58,254 | 40,711 | 48,698 | 14,827 | 2,580 |
| 1929-30 | 57 | ... | 57 | 220 | 150 | 10 | 43 | 95 | 150 | 11.3 | 1,041,236 | 182,628 | 8,426 | 51,523 | 42,123 | 47,965 | 6,092 | 10,939 |
| 1930-31 | 55 | ... | 55 | 195 | 171 | 13 | 24 | 80 | 171 | 11.4 | 703,653 | 121,349 | 6,944 | 47,654 | 39,960 | 43,242 | 7,781 | 1,107 |
| 1931-32 | 55 | ... | 55 | 172 | 149 | 5 | 40 | 102 | 149 | 11.0 | 632,851 | 101,462 | 8,377 | 43,717 | 34,563 | 35,944 | 6,196 | 6,298 |
| 1932-33 | 52 | ... | 52 | 154 | 141 | 14 | 41 | 96 | 141 | 11.3 | 607,382 | 93,890 | 7,941 | 47,137 | 30,579 | 29,721 | 9,273 | 1,298 |
| 1933-34 | 50 | ... | 50 | 177 | 188 | 8 | 2 | 101 | 188 | 11.2 | 662,850 | 107,097 | 6,629 | 47,232 | 23,063 | 33,564 | 7,705 | 1,160 |
| 1934-35 | 51 | ... | 51 | 171 | 197 | 8 | 35 | 92 | 197 | 11.5 | 649,869 | 104,760 | 8,955 | 48,130 | 30,939 | 34,743 | 13,444 | 1,852 |
| 1935-36 | 57 | ... | 57 | 208 | 128 | 5 | 32 | 90 | 128 | 11.4 | 716,651 | 75,312 | 6,397 | 52,368 | 30,223 | 40,475 | 14,860 | 7,191 |
| 1936-37 | 56 | ... | 56 | 203 | (a) 205 | ... | (a) 111 | (a) 111 | (a) 205 | 11.4 | 822,594 | 67,990 | 4,560 | 52,714 | 32,420 | 40,323 | 10,555 | 1,606 |

(a) Rated horse-power of engines ordinarily in use.

No. 29.—Breweries, 1927-28 to 1936-37.

| Year. | Estab-lish-ments, | Persons Employed. | | | Horse-power (actually employed). | | | Average time in operation during year. | Quantity of— | | | | Approximate Value of— | | Salaries and Wages paid during Year. | | |
|---------|-------------------|-------------------|-----|---------|----------------------------------|-------|-----------|--|-----------------|----------------------|--------|-------------|-----------------------|------------|--------------------------------------|-----------------------------|----------------------|
| | | No. | No. | No. | Steam. | Gas. | Oil. | | Electric Motor. | Beer and Stout Made. | | Sugar used. | Malt used. | Hops used. | | Land, Buildings & Fixtures. | Plant and Machinery. |
| | | | | | | | | | | gallons. | £ | | | | | | |
| 1927-28 | ... | 8 | 439 | ... | 111 | ... | 795 | 12-0 | 6,010,532 | 792,185 | 31,083 | 196,926 | 199,824 | £ | £ | £ | |
| 1928-29 | ... | 7 | 407 | 1,198 | 64 | 1,25 | 1,198 | 12-0 | 5,934,303 | 738,909 | 29,782 | 196,205 | 187,764 | 223,471 | 241,454 | 142,852 | |
| 1929-30 | ... | 8 | 444 | 1,246 | 134 | 135 | 1,246 | 12-0 | 6,008,184 | 760,297 | 29,707 | 210,579 | 193,000 | 246,814 | 278,049 | 137,078 | |
| 1930-31 | ... | 8 | 339 | 1,488 | 108 | 1,478 | 1,488 | 12-0 | 5,028,182 | 621,841 | 21,868 | 162,658 | 137,007 | 243,374 | 281,864 | 148,461 | |
| 1931-32 | ... | 8 | 362 | 284 | 108 | 1,478 | 1,478 | 12-0 | 4,866,461 | 513,822 | 14,660 | 162,461 | 140,604 | 215,268 | 269,353 | 132,063 | |
| 1932-33 | ... | 8 | 387 | 284 | ... | 1,634 | 1,634 | 11-9 | 4,089,473 | 532,247 | 11,781 | 181,977 | 143,893 | 203,216 | 244,593 | 114,523 | |
| 1933-34 | ... | 8 | 409 | 284 | ... | 1,670 | 1,670 | 12-0 | 5,449,873 | 615,948 | 9,776 | 226,799 | 182,813 | 171,422 | 254,090 | 118,587 | |
| 1934-35 | ... | 7 | 401 | 338 | ... | 1,675 | 1,675 | 12-0 | 5,975,690 | 635,226 | 8,811 | 243,081 | 167,639 | 146,416 | 215,406 | 126,197 | |
| 1935-36 | ... | 6 | 403 | 338 | ... | 1,680 | 1,680 | 12-0 | 7,259,988 | 860,226 | 8,512 | 275,179 | 176,168 | 159,203 | 206,822 | 136,477 | |
| 1936-37 | ... | 5 | 408 | (a) 356 | ... | 1,500 | (a) 1,500 | 12-0 | 6,675,076 | 664,886 | 7,831 | 289,025 | 188,390 | 118,008 | 214,184 | 127,819 | |

(a) Rated horse-power of engines ordinarily in use.

No. 30.—Tobacco, Cigar, and Cigarette Factories (a), 1927-28 to 1936-37.

| Year. | Establishments. | | Persons employed. | Horse-power (actually employed). | Average time in operation during year. | Leaf operated on. | Output of— | | Approximate Value of— | | Salaries and Wages paid during year. |
|---------|------------------|---------|-------------------|----------------------------------|--|-------------------|------------|------------------------|-----------------------------|----------------------|--------------------------------------|
| | Using Machinery. | Others. | | | | | Tobacco. | Cigars and Cigarettes. | Land, Buildings & Fixtures. | Plant and Machinery. | |
| | | | | | | | | | | | |
| 1927-28 | 1 | 1 | 95 | 33 | 12-0 | 175,804 | 107,400 | 37,590 | 31,501 | £ | £ |
| 1928-29 | 1 | 2 | 106 | 33 | 12-0 | 225,552 | 192,015 | 67,203 | 35,438 | 9,568 | 7,641 |
| 1929-30 | 1 | 2 | 103 | 40 | 11-8 | 258,027 | 228,054 | 79,819 | 35,648 | 9,568 | 7,226 |
| 1930-31 | 1 | 1 | 86 | 48 | 12-0 | 248,528 | 202,321 | 66,642 | 39,034 | 10,556 | 7,889 |
| 1931-32 | 1 | 1 | 122 | 48 | 12-0 | 281,467 | 266,687 | 87,473 | 43,978 | 9,491 | 9,945 |
| 1932-33 | 1 | 1 | 151 | 52 | 12-0 | 268,897 | 220,789 | 58,538 | 32,978 | 9,646 | 9,478 |
| 1933-34 | 1 | 1 | 165 | 53 | 12-0 | 315,996 | 250,088 | 58,415 | 33,829 | 9,735 | 11,780 |
| 1934-35 | 1 | 1 | 152 | 56 | 12-0 | 268,251 | 310,516 | 67,131 | 33,084 | 18,825 | 11,840 |
| 1935-36 | 1 | 1 | 172 | 56 | 12-0 | 290,355 | 315,500 | 83,189 | 32,430 | 15,777 | 11,032 |
| 1936-37 | 1 | 1 | 145 | (c) 47 | 12-0 | 287,185 | 278,891 | 82,595 | 32,596 | 25,741 | 10,693 |
| | | | | | | | | | | 28,796 | 12,585 |

(a) The figures for 1932-33 to 1935-36 inclusive include particulars in respect of a cigarette paper-making section. (b) Figures for the years prior to 1934-35 relate to unstripped weight of leaf. (c) Rated horse-power of engines ordinarily in use.

No. 31.—Forest Saw-mills cutting Native Timber, 1927-28 to 1936-37.

| Year. | Estab-lish-ments, (a) | | Horse-power (actually employed). | | | Average time in operation during year. | | Horses and Bullocks employed. | | Railway or Tramway belonging to Saw-mills. | | Timber Sawed and Hewn during year. | | Approximate Value of— | | Salaries and Wages paid during year. (a) | | Timber Produced in Agencies other than Forest Sawmills. |
|---------|-----------------------|------------------|----------------------------------|---------|---------|--|-------|-------------------------------|-----------|--|-------------|------------------------------------|-----------|-----------------------|------------|--|---|---|
| | No. | Persons employed | Steam. | Gas. | Oil. | Electric Motor. | mths. | No. | Bullocks. | Horses. | Bullocks. | miles. | super ft. | £ | £ | £ | £ | |
| 1927-28 | 75 | 2,174 | 6,088 | 60 | 157 | 266 | 11-1 | 1,478 | 90 | 607 | 165,179,869 | 1,456,312 | 995,150 | 490,429 | 64,451,395 | 338,902 | | |
| 1928-29 | 67 | 2,186 | 5,674 | 92 | 151 | 119 | 11-0 | 1,344 | 78 | 594 | 145,042,936 | 1,280,652 | 854,862 | 478,163 | 29,281,146 | 157,963 | | |
| 1929-30 | 59 | 1,839 | 5,678 | 60 | 171 | 295 | 11-2 | 1,182 | 56 | 524 | 128,571,734 | 1,088,994 | 851,457 | 400,324 | 36,071,054 | 195,576 | | |
| 1930-31 | 54 | 1,229 | 4,088 | 49 | 156 | 281 | 10-2 | 810 | 52 | 469 | 74,324,596 | 621,468 | 667,057 | 225,250 | 38,158,959 | 211,136 | | |
| 1931-32 | 56 | 903 | 3,479 | 107 | 172 | 521 | 8-6 | 500 | 46 | 413 | 41,054,830 | 332,313 | 630,188 | 124,371 | 16,635,534 | 86,602 | | |
| 1932-33 | 56 | 905 | 2,439 | 88 | 201 | 620 | 10-4 | 477 | 48 | 343 | 46,812,464 | 346,107 | 465,197 | 147,391 | 12,441,946 | 51,106 | | |
| 1933-34 | 56 | 1,051 | 2,797 | 85 | 198 | 733 | 10-7 | 591 | 60 | 360 | 65,092,382 | 526,863 | 470,028 | 181,471 | 31,335,186 | 156,528 | | |
| 1934-35 | 54 | 1,257 | 2,859 | 131 | 175 | 927 | 11-2 | 555 | 80 | 397 | 88,428,029 | 323,183 | 492,041 | 223,626 | 42,069,336 | 264,048 | | |
| 1935-36 | 62 | 1,631 | 2,830 | 118 | 151 | 682 | 11-5 | 576 | 52 | 483 | 110,556,108 | 876,088 | 496,049 | 308,376 | 44,432,400 | 285,263 | | |
| 1936-37 | 90 | 2,097 | (b) 3,549 | (b) 160 | (b) 834 | (b) 1,182 | 11-1 | (c) | (c) | (c) | 130,641,366 | 1,087,865 | 826,301 | 418,063 | 45,116,868 | 280,726 | | |

(a) Exclusive of Fallers and Haulers. (See also note (a) to Table 6, Page 17.)

(b) Rated horse-power of engines ordinarily in use.

(c) Information not available.

No. 32.—Electric Light and Power Works, 1927-28 to 1936-37. (c)

| Year. | Estab-lish-ments. | Persons employed. | Horse-power (actually employed). | | | | Average Time in operation during year. | | Electricity Produced. | Approximate Value of— | | Salaries and Wages paid during year. | Electricity Produced in other Establishments. |
|---------|-------------------|-------------------|----------------------------------|--------|---------|--------|--|---------|-----------------------|-----------------------|-----------|--------------------------------------|---|
| | | | Steam. | Gas. | Oil. | Water. | Motor. | months. | | £ | £ | | |
| 1927-28 | 42 | 313 | 30,235 | 2,171 | 828 | ... | 698 | 11-8 | 485,563 | 184,452 | 698,556 | 86,303 | 324,914 |
| 1928-29 | 47 | 313 | 47,041 | 1,046 | 1,322 | ... | 606 | 11-1 | 84,125,248 | 261,916 | 850,580 | 86,376 | ... |
| 1929-30 | 57 | 338 | 58,143 | 1,317 | 2,700 | ... | 652 | 11-9 | 92,459,755 | 291,471 | 924,996 | 92,704 | 10,560 |
| 1930-31 | 53 | 342 | 59,338 | 1,627 | 2,779 | ... | 551 | 11-8 | 102,400,392 | 208,267 | 842,496 | 88,589 | 332,542 |
| 1931-32 | 44 | 364 | 52,386 | 1,057 | 10,932 | ... | 511 | 12-0 | 559,629 | 219,405 | 947,321 | 88,589 | 598,399 |
| 1932-33 | 61 | 360 | 52,482 | 1,094 | 15,262 | ... | 604 | 11-8 | 650,390 | 227,192 | 1,025,860 | 94,839 | 892,512 |
| 1933-34 | 71 | 437 | 54,482 | 2,427 | 14,824 | ... | 481 | 12-0 | 692,402 | 258,111 | 1,053,534 | 97,275 | 847,137 |
| 1934-35 | 74 | 522 | 52,671 | 2,375 | 14,902 | ... | 541 | 12-0 | 716,510 | 239,485 | 1,090,666 | 104,908 | 1,178,391 |
| 1935-36 | 89 | 514 | 54,229 | 2,148 | 16,046 | 137 | 515 | 11-9 | 777,688 | 289,559 | 1,094,447 | 117,854 | 1,640,700 |
| 1936-37 | 95 | 633 | 447,330 | 42,488 | 420,783 | a 137 | b 8,597 | 12-0 | 897,880 | 246,442 | 1,206,447 | 139,052 | 6,754,248 |

(a) Rated horse-power of engines ordinarily in use.

(b) Rated horse-power of engines ordinarily in use, including motors driven by current generated in own works.

(c) See Special Note under "Contents," page 2.

No. 33.—Gasworks, 1927-28 to 1936-37. (c)

| Year. | Gasworks. | Persons employed. | Horse-power (actually employed). | | | Average time in operation during year. | Coal used. | Gas made. | | Gas Consumed. | Coke Produced. | Salaries and Wages paid during year. |
|---------|-----------|-------------------|----------------------------------|--------|-----------------|--|------------|------------------------|------------|---------------|----------------|--------------------------------------|
| | | | Steam. | Gas. | Electric Motor. | | | I,000 cub. ft. | £ | | | |
| 1927-28 | No. 4 | No. 102 | 46 | 46 | 134 | 12-0 | 18,231 | 1,000 cub. ft. 330,240 | £ 134,058. | 9,693 tons. | £ 18,087 | |
| 1928-29 | 4 | 109 | 53 | 50 | 111 | 12-0 | 20,283 | 361,561 | 137,179 | 11,396 | 25,700 | |
| 1929-30 | 4 | 118 | 53 | 50 | 111 | 12-0 | 20,890 | 408,213 | 131,694 | 12,496 | 17,745 | |
| 1930-31 | 4 | 104 | 53 | 50 | 111 | 12-0 | 20,674 | 423,549 | 135,440 | 12,316 | 19,428 | |
| 1931-32 | 4 | 99 | 53 | 50 | 111 | 12-0 | 19,828 | 393,262 | 109,215 | 10,361 | 18,933 | |
| 1932-33 | 4 | 98 | 53 | 50 | 111 | 12-0 | 19,772 | 389,157 | 107,912 | 10,565 | 23,579 | |
| 1933-34 | 4 | 110 | 53 | 49 | 111 | 12-0 | 19,806 | 407,539 | 111,668 | 10,555 | 22,474 | |
| 1934-35 | 4 | 113 | 53 | 49 | 111 | 12-0 | 22,853 | 445,898 | 122,054 | 13,450 | 25,197 | |
| 1935-36 | 4 | 128 | 45 | 53 | 111 | 12-0 | 22,637 | 477,851 | 147,095 | 13,344 | 26,587 | |
| 1936-37 | 4 | 113 | (a) 72 | (a) 72 | (a) 219 | 12-0 | 25,095 | 507,138 | 177,864 | 14,174 (b) | 30,363 | |
| | | | | | | | | | | | £ 24,813 | |

(a) Rated horse-power of engines ordinarily in use.

(b) Partly Estimated.

(c) See Special Note under "Contents", page 2.

No. 34.—Mid-Monthly Employment in Western Australian Factories. (a)

Index numbers representing the Trend of Employment, compiled on the basis of monthly returns specially collected from representative establishments which in the base year together covered approximately 36 per cent. of the total employment in Secondary Industries.

The Annual Mean Employment for the year 1929-30 has been taken as a base equaling 100. The index number for 1930-31 fell to 77. The indices in the table hereunder show the fluctuations in the Number of Employees on the Pay Roll on or about the 15th day of each month, from July, 1931, to December, 1937.

| Year. | Jan. | Feb. | Mar. | April. | May. | June. | July. | Aug. | Sept. | Oct. | Nov. | Dec. |
|-------|------|------|------|--------|------|-------|-------|------|-------|------|------|------|
| 1931 | ... | ... | ... | ... | ... | ... | 66 | 64 | 65 | 66 | 68 | 69 |
| 1932 | 66 | 68 | 72 | 72 | 70 | 68 | 71 | 71 | 72 | 76 | 77 | 78 |
| 1933 | 77 | 78 | 78 | 79 | 75 | 75 | 74 | 77 | 78 | 81 | 83 | 85 |
| 1934 | 83 | 83 | 86 | 88 | 85 | 84 | 82 | 84 | 88 | 89 | 88 | 89 |
| 1935 | 90 | 92 | 93 | 95 | 94 | 94 | 91 | 91 | 95 | 97 | 98 | 100 |
| 1936 | 99 | 100 | 101 | 101 | 102 | 100 | 100 | 100 | 101 | 101 | 102 | 104 |
| 1937 | 103 | 104 | 105 | 106 | 105 | 104 | 102 | 103 | 105 | 105 | 104 | 105 |

(a) As the field from which returns are collected remains constant, employment in new establishments is not reflected in the index-numbers here presented.

No. 35.—Minimum Rates of Wages payable under Awards of Courts of Arbitration, etc.—continued.

| Industry and Occupation. | Wages. | Industry and Occupation. | Wages. |
|---|-----------|---|-----------|
| CLASS IV.—INDUSTRIAL METALS, MACHINES, IMPLEMENTS AND CONVEYANCES—continued. | £ s. d. | CLASS VII.—SKINS AND LEATHER (NOT CLOTHING OR FOOTWEAR)—continued. | £ s. d. |
| Engineering (Goldfields) [excluding Mining]: | Per week. | Tanneries—continued. | Per week. |
| Coppersmith, Blacksmith, Fitter, Turner, Motor Mechanic and Planer ... | 5 12 0 | Scudder, Unhairer ... | 4 3 6 |
| Pattern-maker ... | 6 1 0 | Tannery Hand (Unskilled) ... | 3 16 0 |
| Sheet Metal Working: | | Table Hands ... | 4 3 0 |
| Bench Hands (First Class) ... | 5 2 11 | to ... | 4 3 6 |
| Stock Hands ... | 4 14 11 | Woolscouring— | |
| Canister-makers ... | 3 19 11 | Wool Scourer (in Charge of Machine) ... | 4 8 11 |
| | to | All other Adults ... | 4 2 11 |
| Gas Meter Makers ... | 4 6 11 | Rope and Cordage— | |
| Stove and Range Fitters and Assemblers | 4 15 11 | Rope Maker ... | 4 9 11 |
| Engineering (Others)—South-West Land | 4 14 3 | Assistant ... | 3 19 11 |
| Division—(a) | | Factory Hands ... | 3 14 11 |
| Fitter, Turner, Motor Mechanic, Electrical Fitter ... | 5 5 10 | Female ... | 2 0 5 |
| Tradesman's Assistant ... | 4 4 10 | Saddlery and Leather Working: | |
| General Labourer ... | 3 15 10 | Journeyman ... | 4 14 2 |
| Wire-working— | | Females ... | 2 7 7 |
| Galvaniser ... | 4 12 5 | to ... | 4 9 0 |
| Hand and Power Loom Weaver ... | 4 6 5 | CLASS VIII.—CLOTHING— | |
| Barbed Wire-maker ... | 4 5 5 | Tailoring (Males): | |
| Machinist ... | 4 3 11 | Cutters ... | 5 7 11 |
| Labourer ... | 3 14 11 | Foreman ... | 5 0 5 |
| Coachbuilding, etc.: | | Trimmers, Fitters, Tailors' Machinists, and Pressers ... | 4 13 11 |
| Coachsmith, General Smith, Farrier, etc. | 4 18 11 | All Others ... | 3 14 11 |
| Wheelwright ... | 4 18 11 | Tailoring (Females): | |
| Spoke Throaters, Machinist, etc. ... | 4 11 11 | Cutters ... | 5 7 11 |
| Sectional Trimmer ... | 4 10 11 | Trimmers, Fitters, Pressers ... | 4 13 11 |
| Floormen ... | 4 9 11 | Machinist ... | 2 18 4 |
| Metal Panel Fixer ... | 4 7 11 | Body and Dress-coat Hands ... | 4 13 11 |
| Storeman ... | 4 4 11 | All Other Coat Hands ... | 2 18 4 |
| Vyceman, Assembler ... | 4 1 11 | Trouser Hands ... | 2 11 4 |
| Shipbuilding, etc. | Per hour. | Vest and Skirt Hands ... | 2 9 0 |
| Shipwright and Boatbuilders ... | 0 2 8½ | Ready-made Clothing (Men's and Boys' Outer): | |
| Agricultural Implement Making: | | Foreman ... | 5 6 11 |
| (1) Government— | Per week. | Cutter, Trimmer, Presser ... | 4 11 11 |
| Boiler-maker ... | 5 1 11 | Coat Hand (Female) ... | 2 6 2 |
| Pattern-makers ... | 5 7 11 | Brusher and Folder (Female) ... | 2 3 2 |
| Blacksmiths ... | 5 4 11 | Machinist ... | 2 4 8 |
| Carpenters ... | 4 18 11 | to ... | 2 6 2 |
| Fitters, Turners, Moulders ... | 4 18 11 | Dressmaking (Order): | |
| Painters, Plumbers ... | 4 18 11 | Skirt Hand ... | 2 5 2 |
| Labourers ... | 3 14 11 | Coat, Bodice, etc., Hand ... | 2 7 2 |
| (2) Other— | | Stock Costumes— | |
| Assemblers ... | 4 2 5 | Dressmaking (Ready-made): | |
| to ... | to | Stock Cutter (Male) ... | 4 11 11 |
| Agricultural Implement and/or | 4 5 11 | Stock Cutter (Female) ... | 3 11 2 |
| Comb Fitters ... | 4 9 11 | Skirt Hand ... | 2 4 6 |
| to ... | to | Coat, Bodice, etc., Hand ... | 2 4 6 |
| 4 12 11 | 4 12 11 | Machinist ... | 2 4 6 |
| Plumbing— | | Millinery: | |
| Plumber (Government) ... | 4 18 11 | Miller ... | 2 3 2 |
| Plumber (Other) ... | 0 2 6½ | Shirtmaking: | |
| CLASS V.—PRECIOUS METALS, JEWELLERY, PLATE— | Per week. | Cutter (Male) ... | 4 11 11 |
| Jewellers and Allied Trades: | | Cutter (Female) ... | 2 11 2 |
| Watchmakers and Clockmakers ... | 4 19 11 | Washer, Starcher, Ironer and Machinist | 2 3 2 |
| Jewellers ... | 4 18 11 | Boots and Shoes: | |
| Enamellers and Metal Badge Makers ... | 4 14 11 | Journeyman ... | 4 9 10 |
| Females (Adult) ... | 2 13 0 | Journeywomen ... | 2 6 4 |
| CLASS VI.—TEXTILES AND TEXTILE GOODS (NOT DRESS)— | | Repair ... | 0 2 2 |
| Knitting— | | Dyeing and Cleaning— | Per week. |
| Males ... | 3 17 5 | Males ... | 3 19 11 |
| Females ... | 2 5 0 | Females ... | 2 14 11 |
| Bag, Sack and Textile Workers: | | Waterproof Garments— | |
| Floor Hands (Female) ... | 2 0 5 | Males: | |
| Machinist and Hand Cutters (Females) | 2 2 5 | Dippers and Proofers ... | 4 11 11 |
| Factory Hands (Males) ... | 4 4 11 | Cutters ... | 4 11 11 |
| CLASS VII.—SKINS AND LEATHER (NOT CLOTHING OR FOOTWEAR)— | | Females: | |
| Tanneries: | | Makers ... | 2 14 6 |
| Bark Bagger ... | 4 0 0 | to ... | 2 4 8 |
| Carrier ... | 4 16 0 | to ... | to |
| Flesher (Hand) ... | 4 11 0 | Machinists ... | 2 6 2 |
| Lime Jobber ... | 4 1 0 | to ... | 2 3 2 |
| to ... | 4 0 0 | Others ... | 2 3 2 |
| Machinist ... | 4 14 0 | | |
| to ... | 4 14 0 | | |
| Roller or Striker ... | 4 5 6 | | |
| Shedman ... | 3 18 0 | | |

(a) Outside 25 mile radius from G.P.O.

No. 35.—Minimum Rates of Wages payable under Awards of Courts of Arbitration, etc.—continued.

| Industry and Occupation. | Wages. | Industry and Occupation. | Wages. |
|---|----------------------|--|-----------|
| CLASS IX.—FOOD, DRINK, AND TO-BACCO— | | CLASS IX.—FOOD, DRINK, AND TO-BACCO—continued. | |
| Flour Mills: | £ s. d. | | £ s. d. |
| Foreman Miller | Per week. 5 7 0 | Breweries (including Bottling): | |
| Shift Millers or Rollerman | 4 14 0 | †Motor Lorry Driver | 5 15 0 |
| Fitters and Millwrights | 5 4 6 | †Cylinder Men | 5 10 0 |
| General Repairers | 4 15 0 | †Leading Hands, | 5 15 0 |
| Wheat Samplers | 4 3 0 | †Bottle-washers, Cask-washers, Packers, Sorters, Corkers, Wirers, etc. | 5 5 0 |
| Smuttermen and Topmen | 4 7 0 | Engine-Driver | 5 10 11 |
| Packermen | 4 5 0 | Firemen | 4 15 11 |
| Storeman | 4 2 0 | †Greasers | 5 5 0 |
| Engine-drivers | 4 0 0 | †Labourers (Adults) and Others | 5 5 0 |
| Firemen | 4 9 0 | Cigar, Cigarette and Tobacco Making: | |
| Other Adults | to 4 13 0 | Males (Adult) | 3 17 11 |
| | 4 0 0 | Females (Adult) | 2 2 6 |
| | 3 17 0 | | |
| Chaffcutting and Carting (a): | | CLASS X.—WOOD-WORKING AND BASKETWARE— | |
| Steamfeeder, Stackman, and Sheaf- turner | 4 0 10 | Forest Sawmills: (a) | |
| Cook | 4 8 4 | Blacksmith | 4 15 10 |
| Bag-sewer | 4 10 10 | Carpenter (Bush) | 4 13 10 |
| Engine-drivers | 5 8 4 | Dockerman | 4 0 4 |
| Teamster | 6 12 4 | to | 4 4 10 |
| (From these rates £1 6s. 4d. is deducted per week for keep) | | Engine-drivers: | |
| Baking: | | Locomotive | 4 14 10 |
| Foreman-in-charge of 4 or more workers | 5 18 11 | to | 5 0 10 |
| Foreman-in-charge of less than 4 workers | 5 16 5 | 4 6 4 | |
| Single Hand Baker | 5 13 11 | Stationary | 4 9 4 |
| Doughmaker | 5 13 11 | Faller | 4 10 10 |
| Baker doing Oven work | 5 8 11 | Farrier | 4 15 10 |
| Board Hand | 5 8 11 | Fireman: | |
| Jobber | Per hour. 0 2 10½ | Locomotive | 4 3 10 |
| Bread-carter | Per week. 4 5 5 | to | 4 1 10 |
| Bread-carter (in charge motor vehicle) | 4 10 5 | 4 6 4 | |
| Pastry Cooking: | | Stationary | 4 1 10 |
| Pastry-cook (Single hand) | 5 2 5 | Horse-driver | to |
| Pastry-cook | 4 14 11 | Labourer | 4 4 10 |
| Casual | Per day. 0 16 11½ | to | 3 15 10 |
| Biscuits and Cakes: | | Puller-out | to |
| Biscuit-makers | 4 14 11 | to | 4 10 10 |
| Machline-hands | 4 14 11 | Saw-doctor | 5 5 10 |
| Employees in charge Cake-mixing | 4 14 11 | to | 4 8 4 |
| Weighers, Mixers, Blenders | 4 4 11 | Machinist | to |
| Female Employees (Adults) | 2 2 2 | to | 4 18 4 |
| Ham and Bacon Curing: | | 4 10 4 | |
| Leading Man | 5 2 11 | Motor Lorry Driver | 4 18 4 |
| Scalders | 4 15 11 | to | 4 1 10 |
| Assistants in Cellar | 4 13 5 | Sawyer | to |
| Pork Labourers, Shavers, etc. | 4 8 5 | to | 4 19 10 |
| Yardmen | 4 5 11 | Spotters | 4 13 10 |
| Ice-Works: | | Swampers | 4 1 10 |
| Engine Driver | 4 17 11 | to | 3 15 10 |
| Fireman | 4 0 11 | Stacker | to |
| Sugar Refinery— | | to | 4 1 10 |
| Raw Sugar: | | Tractor Driver (Log Hauling) | 4 18 4 |
| Leading hand | 4 7 5 | | |
| Unstacking, cutting-in | 4 2 5 | Town Sawmills: | |
| Melting House: | | Buzzer | 4 9 5 |
| Washing fugalas | 4 0 11 | to | 4 15 5 |
| Pan Floor: | | 4 9 5 | |
| Refined fugalas | 4 7 11 | Motor Lorry Driver | to |
| Boil-out fugalas | 3 19 11 | to | 4 17 5 |
| Refined Sugar: | | Joiner, Knife-grinder, etc. | 4 14 11 |
| Leading Hand (Store Room) | 4 5 5 | to | 4 9 5 |
| Drier and Grader | 4 0 11 | Moulding Machinist | to |
| Stackers and Truckers (Store Room) | 3 17 11 | to | 4 15 5 |
| Packages: | | 4 4 5 | |
| Leading hand | 4 3 11 | Sawyer | to |
| Men Washing and Drying | 3 14 11 | to | 4 12 5 |
| Cleaner Attendants | 3 17 11 | Shaper | 4 19 5 |
| Unspecified Workers | 3 14 11 | to | 4 9 5 |
| Aerated Waters and Cordial Factories: | | Tenoner | to |
| Horse and Motor Driver | 4 6 11 | to | 4 14 11 |
| Bottler in Charge of Generator | 4 7 5 | Wood-turner | 4 17 11 |
| Bottler | 3 19 11 | Joinery: | |
| Winer or Packer | 3 19 11 | Carpenter (Government) | 4 18 11 |
| Corker | 3 17 5 | to | Per hour. |
| Others | 3 14 11 | Carpenter (Other) | 0 2 3½ |
| | to | | to |
| | 4 3 5 | | 0 2 5½ |

† Wages paid by private agreement, there being no award covering such brewery employees. (a) The award applies to South-West Land Division.

No. 35.—Minimum Rates of Wages payable under Awards of Courts of Arbitration, etc.—*continued.*

| Industry and Occupation. | Wages. | Industry and Occupation. | Wages. |
|---|-----------|---|-----------|
| CLASS X.—WOOD-WORKING AND BASKETWARE—<i>continued.</i> | £ s. d. | CLASS XVI.—HEAT, LIGHT AND POWER— | £ s. d. |
| Box and Case-making : | Per week. | Electric Light Works : | Per day. |
| Sawyer | 4 4 11 | Turbine-driver | 0 17 7 |
| Machinist | 4 2 5 | Leading Fireman | 0 17 1 |
| Case-maker | 4 2 5 | Auxiliary Plant Attendant | 0 16 10 |
| Labourer | 3 14 11 | Fireman, Greaser | 0 16 0 |
| Undertaking : | | Boiler-cleaner | 0 15 2 |
| Coffin-maker | 4 15 5 | Engine or Plant Cleaner | 0 16 3 |
| Trimmer | 4 5 5 | Gas Works : | 0 14 9 |
| Groom | 4 5 5 | Retort Operator | Per week. |
| CLASS XI.—FURNITURE, BEDDING, ETC.— | | | 4 11 8 |
| Cabinet-maker, Wood-Carver, Wood-turner, Leadlighter, Shaper and Upholsterer | 4 18 11 | | to |
| French-polisher, Glass-beveller, Wire Mattress-maker and Wicker-worker ... | 4 15 11 | | 5 0 10 |
| Mattress-maker | 4 12 11 | Gas Meter Repairer | 4 18 11 |
| Picture Frame-maker | 4 9 11 | Stove Fitter and Repairer | 4 10 11 |
| Labourer | 3 14 11 | Main-layer or Caulker | 4 6 11 |
| | to | Stove Assemblers | 4 3 11 |
| | 3 17 11 | Men emptying or filling Purifier | 4 0 11 |
| | | Men filling Casks, etc., with Tar | 4 0 11 |
| | | Men engaged on Coal, Coke or Tar | 3 17 11 |
| | | Labourer | 3 14 11 |
| CLASS XII.—PAPER, STATIONERY, PRINTING, BOOK-BINDING, ETC.— | | MISCELLANEOUS— | |
| Cardboard Box and Carton-making— | | Agricultural and Pastoral Pursuits— | |
| Federal Award : | | Shearers (not found) : | Per 100. |
| Carton Setters | 4 15 0 | Flock Sheep | 1 13 0 |
| Guillotine, Carton, or Paper Cutters | 4 11 0 | Rams that have cut first two permanent teeth and for ram stags ... | 3 6 0 |
| Rotary Cutters or Scorers | 4 5 0 | Stud Ewes (not special) | 2 1 0 |
| Storemen or Packers | 4 1 0 | Special Studs (as per agreement) ... | Per day. |
| Females | 2 0 6 | | 0 18 6 |
| | to | | Per week. |
| | 3 4 6 | Shed Hands (not found) | 6 6 6 |
| Cardboard Box and Carton-making— | | Shearing Hooks (found) | 4 13 6 |
| State Award : | | Staking Hands (not found) | 3 7 0 |
| Guillotine Cutters, Carton Setters | 4 15 5 | Attendance and Service : | |
| Storemen or Packers | 3 19 11 | Barman, Barmaid (without Board and Lodging) | 4 18 11 |
| Males (Adults) | 3 18 11 | Hotels and Coffee Palaces (without Board and Lodging) : | |
| Females (Adults) | 2 5 3 | Cooks (Male) | 3 17 1 |
| Printing (Newspaper) : | | | to |
| Linotype Operators : | | | 4 19 3 |
| Night | 7 18 6 | | 3 2 1 |
| Day | 7 5 9 | Cooks (Female) | to |
| Linotype Mechanics : | | | 4 2 4 |
| Night | 6 16 5 | Waiter | 3 16 1 |
| Day | 6 3 8 | Night Porter | 3 17 1 |
| Flat-bed Machinists : | | Hall Porter | 3 14 11 |
| Night | 7 0 8 | Waitress and other female Workers ... | 2 13 8 |
| Day | 6 7 11 | Restaurants (without Board and Lodging) : | |
| General Hands : | | Cooks (Male) | 3 14 11 |
| Night | 6 3 8 | | to |
| Day | 5 10 11 | | 4 15 2 |
| Printing (Jobbing)—Federal Award : | | | 2 11 2 |
| Machine Compositor | 5 11 0 | Cooks (Female) | to |
| Proof Reader and Reviser | 5 5 0 | | 3 10 5 |
| Hand Compositor, Slugger, Bulk Hand, Stone Hand, Electrotyper, Stereotyper, Letterpress Machinist, Rotary Machinist, Hand Indexer, Book Binder, Marbler, Blocker, Finisher, Paper Ruler, Guillotine Machine Operator, Man in Charge Envelope-making Machine | 5 2 0 | Waiter | 3 14 11 |
| Rotary Machinist's Assistant | 4 11 0 | Other Male Workers | 3 14 11 |
| Stone or Plate Preparer | 4 3 0 | Waitress | 2 4 11 |
| Ink Grinder or Varnisher | 3 19 0 | Other Female Workers | 2 3 0 |
| Envelope Angle Cutter | 4 15 0 | Counter Hand | 2 9 3 |
| Envelope Cutter or Die Cutter, Tag Machinist, Cutter of Playing Cards, Surface Coater | 4 7 0 | Clubs (without Board and Lodging) : | |
| Calenderer, Water-proofer | 4 4 0 | Cooks (Male) | 4 0 11 |
| Brusher, Plate Roller | 4 4 0 | | to |
| Storeman, Packer, or Despatcher | 4 1 0 | | 5 3 11 |
| Printing (Jobbing)—State Award : | | | 3 7 5 |
| Machine Operator (Lino. or Mono-type) Hand Compositor, Stereotyper, Book-binder and Finisher, Paper Ruler, Calico Bag Printer, Lithographer, Letterpress Machinist, Paper Bag Machinist, Envelope Cutter and Guillotine Cutter | 6 6 11 | Cooks (Female) | to |
| Females—Adult | 2 7 8 | | 4 8 5 |
| CLASS XV.—MISCELLANEOUS PRODUCTS— | | Barman | 4 7 11 |
| Surgical, Optical, and Other Scientific Instruments (not Electrical) : | | Waiter | 3 19 11 |
| Optical Mechanic | 4 17 6 | Kitchenman, Pantryman, Steward ... | 3 15 11 |
| | | Waitress and other Female Workers Boarding and/or Lodging Houses and Service Flats (without Board and Lodging)— | 2 18 8 |
| | | Cook (Male) | 4 14 11 |
| | | Yardman | 3 14 11 |
| | | | 2 15 5 |
| | | Cook (Female) | to |
| | | | 3 5 5 |
| | | Waitress | 2 2 11 |
| | | | to |
| | | Housemaid, Pantrymaid | 2 5 11 |
| | | | 2 2 11 |

No. 35.—Minimum Rates of Wages payable under Awards of Courts of Arbitration, etc.—*continued.*

| Industry and Occupation. | Wages. | Industry and Occupation. | Wages. |
|--|---------------|--|-----------|
| MISCELLANEOUS—<i>continued.</i> | | MISCELLANEOUS—<i>continued.</i> | |
| Butchering and Slaughtering: | £ s. d. | Case Driving: | Per week. |
| Shop Section: | 3 19 11 | Leading Hand | 4 6 11 |
| Order Cart Hand | to | Assistants | 4 0 11 |
| General Butcher | 4 14 11 | Drilling and Blasting Plant: | |
| Cutting Cart Hand | 4 14 11 | Leading Hand | 4 18 11 |
| Smallgoodsman | 4 14 11 | Others | 3 17 11 |
| First Shopman | 4 19 11 | | to |
| Beef Carter's Section: | | | 4 3 11 |
| Horse and Cart | 4 4 11 | Quarry Workers | 4 0 11 |
| Motors, 30cwt. | 4 9 11 | | to |
| Motors, over 30cwt. | 4 14 11 | | 4 9 11 |
| Abattoirs Section: | | Miscellaneous— | |
| Labourers | 3 19 11 | Ganger | 4 12 11 |
| Slaughterman's Labourer | 4 4 11 | | to |
| Beef Lumpers and Tallowman | 4 4 11 | | 5 4 11 |
| Slaughterman | 5 2 5 | | 3 17 11 |
| Export Slaughtermen for Slaughtering | | Survey Hands | to |
| and Dressing: | per 100. | | 4 3 11 |
| Woolly Sheep | (Solo System) | Concrete Pile-driving Plant: | |
| Sheep or Lambs | 2 13 3 | Man in Charge | 4 18 11 |
| Rams and Ram Stags | 1 17 3 | Topman | 4 9 11 |
| | 3 14 7 | Machine Man | 4 6 11 |
| | Per day. | Concrete Pile Construction: | |
| | 0 14 7½ | Fitter's Assistant | 4 3 11 |
| | to | Men employed hand-ramping hot | |
| Attendants on Slaughterman | 0 15 7½ | bitumastic macadam | 4 13 11 |
| | Per hour. | | 3 17 11 |
| Building Contractors: | 0 2 6 | Various Classes of Employees | to |
| Bricklayer | 0 2 6 | | 5 4 11 |
| Plasterer | 0 2 6 | Dredge Employees: | |
| Stonemason | 0 2 6 | Laddermap | 4 13 11 |
| | 0 1 10½ | Quartermaster, Deckhands | 4 5 8 |
| Labourer | 0 2 1½ | Winchman (Leading) | 4 10 11 |
| Carters and Drivers: | Per week. | Winchman (Other) | 4 7 11 |
| Horse Driver (1 horse) | 4 4 5 | Greaser | 4 13 11 |
| | 4 9 5 | Fireman | 4 7 11 |
| Horse Driver (2 to 5 horses) | to | Engine-driving: | |
| | 4 12 5 | Government (excluding Railways): | |
| Horse Driver (over 5 horses), 6d. | | Loco. Driver (Harbour Works) | 4 18 11 |
| per day extra per horse. | | | 4 15 11 |
| Stableman | 4 3 5 | Pile Driver | to |
| Motor Wagon Driver: | | | 5 1 11 |
| 25cwt. or less | 4 9 5 | Stationary Steam (2nd Class Cer- | |
| 26cwt. to 3 tons | 4 13 5 | tificate) | 4 15 11 |
| Over 3 tons | 4 17 5 | Stationary Steam (3rd Class Cer- | |
| Loaders, Yardmen, Horse and | | tificate) | 4 6 11 |
| Motor Drivers' Assistants | 4 2 5 | Producer Gas Engine | 4 12 11 |
| Passenger Carrying: | 4 14 11 | Steam Crane Drivers: | |
| Omnibus Drivers | to | 25 tons and over | 4 12 11 |
| | 4 17 5 | Under 25 tons | 4 6 11 |
| Taxi-car Drivers | 4 6 5 | Main Roads Board: | |
| Washers | 4 0 11 | Steam Roller Drivers | 5 9 11 |
| Fare Collectors (Female) | 2 6 5 | Internal Combustion Roller Drivers | |
| Cemetery Employees: | | 10 ton and over | 5 9 11 |
| Grave Digger | 4 9 11 | Under 10 tons | 5 4 11 |
| Gardener's Labourer | 4 6 11 | Motor Graders | 5 4 11 |
| Labourer | 4 0 11 | Fruit and Produce Markets: | |
| Cleaning, etc.: | | Storeman | 4 4 11 |
| Caretaker (Male) | 4 19 5 | Hairdressing: | |
| Cleaner (Male) | 3 17 11 | Hairdresser (Male) | 4 14 11 |
| Cleaner (Female) | 2 0 0 | Hairdresser (Female) | 3 2 0 |
| Lift Attendant (Male) | 3 14 11 | Hospital Employees (Coastal) (a): | |
| Window Cleaner (Male) | 4 4 11 | Head Orderly | 4 5 11 |
| Clerical— | | | to |
| Wholesale Houses: | | | 4 14 11 |
| Clerk (Senior) | 5 4 11 | | 3 14 11 |
| | 4 2 9 | Other Orderlies | to |
| Clerk (Male) | to | | 4 4 11 |
| | 4 14 3 | Laundry Staff: | |
| Clerk (Female) | 2 16 8 | Washhouse-man | 4 0 11 |
| Retail Houses: | | Washhouse-woman | 3 3 7 |
| Clerk (Male) | 4 2 9 | Ironers | 2 17 7 |
| | to | Other Females (Adults) | 2 12 1 |
| | 4 14 3 | Kitchen Staff: | |
| Clerk (Female) | 2 16 8 | Cooks (female) | 3 5 7 |
| Diving (Marine), and Tending: | Per day. | | to |
| Divers (when Diving) | 1 10 7½ | | 3 11 7 |
| | Per week. | | 2 11 2 |
| | 4 12 11 | Kitchenmaid, Scullerymaid | 2 11 2 |
| Divers (when not Diving) | Per day. | General Staff (Females) | 3 17 11 |
| | 0 18 5½ | Kitchen-man | |
| Tenders (when Tending) | Per week. | | |
| | 4 3 11 | Hospital Employees (Private Hospitals)(b): | |
| Tenders (when not Tending) | | Males— | |
| Dock, River, and Harbour Works: | | Orderly | 3 14 11 |
| Pile Driving: | | Kitchenman, Yardman, Handyman | 3 14 11 |
| Man in Charge | 4 12 11 | Washhouseman | 3 14 11 |
| | 4 0 11 | Cook | 4 1 11 |
| Others | to | | |
| | 4 3 11 | | |

(a) Government and Public Hospitals.—If Board and Lodging provided £1 0s. 10d. per week to be deducted.

(b) If Board provided 14s. 1d. for males and 13s. 9d. for females to be deducted. If Lodging provided 6s. 3d. for males and 6s. 1d. for females to be deducted.

No. 35.—Minimum Rates of Wages payable under Awards of Courts of Arbitration, etc.—continued.

| Industry and Occupation. | Wages. | Industry and Occupation. | Wages. |
|---|------------|--|-----------|
| MISCELLANEOUS—continued. | | MISCELLANEOUS—continued. | |
| Hospital Employees (Private Hospitals) | £ s. d. | Municipal Employees (Perth)—continued. | £ s. d. |
| (b)—continued. | Per week. | Sweepers (Adults) | Per week. |
| Females: | | to | 3 14 11 |
| Kitchenmaid, Housemaid, Waitress | 2 2 11 | Sweepers' Boys | 3 16 11 |
| Unclassified Worker | 2 2 11 | to | 2 8 6 |
| Cook ... | 2 12 11 | Drainage Worker ... | 3 17 11 |
| Unregistered Nurses | 2 5 5 | to | 4 9 11 |
| Registered Nurses (see Nurses Award, this page) | 2 7 11 | Nurses (Registered)—Government and Public Hospitals throughout State (a): | |
| Laundry Employees: | Per day. | Nurses ... | 2 18 6 |
| Washhouse-man ... | 0 14 8½ | to | 3 6 2 |
| Washhouse-woman ... | 0 9 10½ | Sisters ... | 3 11 11 |
| Ironers, etc. ... | 0 9 0½ | to | 3 19 7 |
| Mining (Coal): | Per shift. | Matron's Assistants ... | 4 3 5 |
| Miners ... | 0 17 0½ | to | 5 7 8 |
| Pumpman ... | 0 18 10½ | Matrons ... | 3 11 11 |
| Shiftman ... | 0 16 5½ | to | 9 10 6 |
| Wheeler (Hand) ... | 0 17 5½ | (Subject to deduction for Board and Lodging—Nurses £1 1s. 0d., Sisters £1 1s. 0d., Assistant Matrons £1 1s. 0d., to £1 5s. 9d., and Matrons £1 1s. 0d. to £1 10s. 0d. per week.) | |
| Wheeler (Horse) ... | 0 16 4½ | Nurses (Registered)—Private Hospitals—Nurses ... | 3 2 1 |
| Filler ... | 0 15 4½ | (Subject to deduction for Board 14s. 7d., and Lodging 6s. 5½d.) | |
| Tipper, Gantry and Screenman, Winchman, Underground Worker... | 0 15 4½ | Painters and Decorators: | |
| Surface Worker ... | 0 14 2½ | Glaziers ... | 0 2 4 |
| Mining (Gold): (c) | | Signwriters ... | 0 2 5½ |
| General: | 0 19 0 | Painters ... | 0 2 5½ |
| Rock-drill men ... | to | Photographic Employees: | |
| Hand Miners ... | 0 19 4 | Male (Adult) ... | Per week. |
| Shaft-timber Men ... | 1 0 2 | Female (Adult) ... | 3 14 11 |
| Mullockers, Truckers, Shovelers... | 0 17 4 | to | 4 0 5 |
| General Labourers (Surface) | 0 16 10 | to | 2 7 6 |
| Others ... | to | Quarrymen: | |
| Engineering: | Per week. | Spallers ... | 4 6 5 |
| Driller, Screwler, Motor Attendant | 5 13 0 | Jumpermen ... | 4 3 8 |
| Electrical Wireman, Lineman ... | 5 19 0 | Crusher-feeders ... | 4 9 5 |
| Pipe Fitter ... | 5 16 0 | Hammer and Drillmen ... | 4 3 8 |
| Coppersmith, Blacksmith, Turner, Fitter, etc. ... | 6 5 0 | Powder Monkeys ... | 4 11 11 |
| Pattern-maker ... | 6 14 0 | Railways (Government): | |
| Engine-driving, etc.: | | Engine-drivers ... | Per day. |
| Winding Engine-driver (Special Shaft) ... | Per shift. | to | 0 18 6 |
| Winding Engine-driver (Other) | 1 5 2 | Firemen ... | 1 ½ 2 |
| Winch-driver ... | 1 0 8 | Cleaner ... | 0 15 5 |
| Loco. Engine-driver ... | 0 19 8 | Guard ... | to |
| Stationary Steam Engine-drivers | to | Porter ... | 0 18 0 |
| Fireman, Leading ... | 1 0 4 | to | 0 13 7 |
| Fireman, Steam ... | 0 18 10 | Shunter ... | to |
| Greasers, Cleaners ... | 0 17 10 | Signalman ... | 0 15 3 |
| Trimmers ... | 0 17 4 | to | 0 14 2 |
| Boiler Cleaners ... | 0 19 4 | to | to |
| Motor Service Station Attendants: | Per week. | to | 0 17 0 |
| Metropolitan ... | 3 14 11 | Shop Assistants: | |
| South-West Land Division ... | 3 15 10 | Hardware, Furniture and Carpet Departments or Shops: | |
| Kalgoorlie (d) ... | 4 7 0 | Male ... | Per week. |
| Municipal Employees (Perth): | | Female ... | 4 11 8 |
| Sanitary Employees: | Per week. | Grocery Departments or Shops: | |
| Rubbish Tipmen ... | 4 0 11 | Male ... | 4 11 8 |
| Dust and Rubbish Carters | 4 3 11 | Female ... | 3 6 9 |
| Sanitary Pan Removers, Washers, Stage-hands, Trenchman | 4 12 11 | Manchester, Dress and Silk Departments or Shops: | |
| Attendants (Latrines) ... | 3 17 11 | Male ... | 4 11 8 |
| Motor Lorry Driver ... | 4 2 11 | Female ... | 2 19 11 |
| Horse-drivers ... | 5 5 11 | All other Departments and Shops: | |
| Stablemen ... | 4 8 11 | Male ... | 4 11 8 |
| to | 4 6 11 | Female ... | 2 11 0 |
| to | 4 10 11 | | |
| to | 4 7 11 | | |
| Motor Lorry-drivers ... | to | | |
| to | 4 17 11 | | |

(a) Rates shown are for Metropolitan area. Outside that area the difference in basic wage is to be added. There are also District Allowances for certain localities.
 (b) If Board provided 14s. 1d. for males and 13s. 9d. for females to be deducted. If Lodging provided 6s. 3d. for males and 6s. 1d. for females to be deducted.
 (c) Rates include Industry Allowance of 2s. 4d. per shift. Underground workers receive 6d. per shift extra.
 (d) Within 26 mile radius from the Kalgoorlie Town Hall.

No. 35.—Minimum Rates of Wages payable under Awards of Courts of Arbitration, etc.—*continued*

| Industry and Occupation. | Wages. | Industry and Occupation. | Wages. |
|--|-----------|---|-----------|
| MISCELLANEOUS—<i>continued</i>. | | MISCELLANEOUS—<i>continued</i>. | |
| | £ s. d. | | £ s. d. |
| Shop Assistants— <i>continued</i> . | Per week. | Waterside Workers : | Per hour. |
| Storemen, Despatch Hands and | | Lumper (General Cargo) | 0 2 9 |
| Packers | 4 11 8 | Bulk Wheat—Trimmer | 0 3 3 |
| Canvasser | 4 16 4 | Bagged Wheat | 0 3 0 |
| Tramways : | Per day. | Wine and Spirit Warehouse Employees : | Per week. |
| Conductors, Motormen and Pitmen ... | 0 15 9½ | Cellarman (Head) | 5 1 2 |
| Car Starter | 0 17 8 | Storeman | 4 11 2 |
| Platelayer | 0 15 3½ | Others | 4 9 1 |
| Fettler and Track Repairer | 0 14 8½ | Wool, Hide and Skin Stores | |
| Storeman | 0 16 10½ | Head Classifier and/or Man in Charge of | |
| Motor Car and Lorry Drivers : | | Store | 5 6 11 |
| Not exceeding 25 cwt. | 0 15 11½ | Assistant Classifier | 4 18 11 |
| Exceeding 25 cwt. and up to 5 tons | 0 16 5½ | Assistant Storeman | 4 11 11 |
| | 0 18 2 | Skin Sorter | 4 6 11 |
| Ganger | 1 0 4½ | Others | 4 2 11 |
| Chainman | 0 15 11½ | to | 4 2 11 |
| | | Others | 4 14 11 |

No. 36.—Minimum Rates of Wages payable to Apprentices, under Awards of Courts of Arbitration and Industrial Agreements, in certain Trades and Occupations as on 31st December, 1937.

| Trade. | Weekly Wages.* | | Trade. | Weekly Wages.* | |
|------------------------------|----------------|-------------|----------------------------|----------------|-------------|
| | £ s. d. | £ s. d. | | £ s. d. | £ s. d. |
| Baking | 0 16 5 | to 3 9 8 | Pastrycooking | 0 18 9 | to 3 3 8 |
| Boilermaking | 0 15 0 | 3 3 8 | Picture-framing | 0 15 0 | 3 3 8 (c) |
| Boot-making | 0 14 3 | 2 14 8 | Plumbing | 0 14 3 | 2 14 9 |
| Boot-making (bespoke) | 0 16 1 | 2 14 8 (a) | Printing Trade— | | |
| Butchering— | | | Job Printing (Federal | | |
| Shop Section | 1 2 6 | 3 7 5 | Award) | 0 15 0 | 2 17 6 (b) |
| Abattoirs Section | 1 2 6 | 3 7 5 | Job Printing (State Award) | 0 14 1 | 3 1 0 |
| Carpentering | 0 15 0 | 3 3 8 | Newspaper Printing (Lino- | | |
| Clothing (Miscellaneous)— | | | type and Monoline, etc.) | 1 3 0 | 3 12 6 (b) |
| Males† | 0 13 10 | 3 3 8 | Saddlery— | | |
| Coach-building | 0 15 0 | 3 3 8 | Males | 0 14 0 | 2 8 8 |
| Engineering | 0 15 0 | 3 3 8 | Females | 0 14 0 | 2 7 7 |
| Furniture-making, etc.— | | | Saw Mill Engineers | 0 15 2 | 3 4 6 |
| Machining Branch, Glass | | | Sheet-metal Working | 0 15 0 | 3 3 8 |
| Bevelling, Silvering, | | | Tailoring— | | |
| Mattress-making, Wire- | | | Coat-making Branch : | | |
| waving, and all other | | | Males | 0 11 5 | 2 12 3 |
| Branches | 0 15 0 | 3 3 8 (d) | Females | 0 11 5 | 2 6 0 |
| Hairdressing | 0 11 8 | 2 16 2 (a) | Trousers and Vest | | |
| Jewellery | 0 18 9 | 3 14 11 (b) | Branches : | | |
| Moulders | 0 15 0 | 3 3 8 | Females | 0 11 5 | 1 9 6 (c) |
| Optical Works | 0 10 0 | 2 10 0 (b) | Pressing (Males) | 0 17 0 | 2 16 8 (a) |
| Painting (including Paper- | | | Machining (Males) | 0 11 5 | 2 12 3 (a) |
| hanging, Glazing, Decorat- | | | Machining (Females) | 0 11 5 | 2 0 9 (a) |
| ing and Signwriting) | 0 15 0 | 3 3 8 | Fitting and Trimming : | | |
| | | | Males | 0 11 5 | 2 12 3 (b) |
| | | | Females | 0 11 5 | 2 12 3 (a) |
| | | | Watchmaking | 0 18 9 | 3 14 11 (a) |

* Range for five years' apprenticeship, unless otherwise shown.

† Apprentices are provided for in certain sections only. (a) Four years. (b) Six years. (c) Three years. (d) Three to five years.

Government Statistician's Office,
Perth, 5th May, 1938.

W. L. WILSON,
Deputy Government Statistician.

1937.

WESTERN AUSTRALIA.

Statistical Register

for the Year

1936-37

and Previous Years.

Compiled from Official Returns.

S. BENNETT, F.I.A.,

Government Statistician.

PART VII.

Mineral Statistics and Water Conservation.

PERTH :

BY AUTHORITY: FRED. WM. SIMPSON, GOVERNMENT PRINTER.

1937.

PART VII.—MINERAL STATISTICS AND WATER CONSERVATION.

CONTENTS.

I.—MINERAL STATISTICS.

| No. | | Page |
|-----|--|------|
| 1. | Gold and other Minerals produced, 1936 and two previous years, and Total Production to 31st December, 1936 | 5 |
| 2. | Gold Production, 1886 to 1936, and amounts of Dividends paid | 5 |
| 3. | Quantity of Gold produced in each Goldfield, from 1886 to 1936 (inclusive) | 6 |
| 4. | Gold Mining Leases, Labour and Machinery, and Ore treated, 1936 | 7 |
| 5. | Gold Mining Leases, Labour, Machinery, and Ore treated, 1927 to 1936 | 7 |
| 6. | Leases, Areas, Claims, and Rights, 1927 and 1932 to 1936 | 8 |
| 7. | Royal Mint—Cost of Construction, Maintenance, Revenue, Expenditure, and Coin and Bullion Issued, to 30th June, 1937 | 8 |
| 8. | Gold Production for each month of the years 1927 and 1932 to 1936 | 8 |
| 9. | State Batteries, also Tin, Tailings, and Slimes Plants, 1936... .. | 9 |
| 10. | Mining Accidents, Employment, and Accident Rate, 1927 and 1932 to 1936 | 9 |
| 11. | Alluvial, Dotted, and Specimen Gold, also Ore treated, with Gold and Silver Yield, in each Goldfield, as Reported to the Mines Department, year ended 31st December, 1936 | 10 |
| 12. | Alluvial, Dotted, and Specimen Gold, also Ore treated, with Gold and Silver Yield, in each Goldfield, as Reported to the Mines Department, up to 31st December, 1936 | 10 |
| 13. | More important Ores and Minerals other than Gold—Production, 1936, and previous years, also number of Men Employed, 1935 and 1936, as Reported to Mines Department | 11 |
| 14. | Cash Dividends (from Gold won) paid by Gold Mining Companies during 1936, with Total Amounts from 1890 to 31st December, 1936 | 12 |

II.—WATER CONSERVATION.

A.—Goldfields Water Supply—

| | | |
|-----|--|----|
| 15. | Consumption and Revenue, Years ended 30th June, 1904 to 1937 | 12 |
| 16. | Revenue, Expenditure, Consumption, etc., Years ended 30th June, 1928 and 1933 to 1937 | 13 |

B.—Metropolitan Water Supply, Sewerage, and Drainage—

| | | |
|-----|--|----|
| | Miscellaneous particulars: Capital Expenditure, and Services, 1936-37 | 13 |
| 17. | Consumption of Water, Years ended 30th June, 1928 and 1933 to 1937 | 13 |
| 18. | Revenue and Expenditure. Years ended 30th June, 1928 and 1933 to 1937 | 13 |
| 19. | Water Supply according to Source, Years ended 30th June, 1934 to 1937 (inclusive) | 14 |

C.—Water Supply of Towns, etc. other than "A" and "B"—

| | | |
|-----|---|----|
| 20. | Consumption and Estimated Population, year ended 30th June, 1937 | 14 |
|-----|---|----|

D.—Agricultural Water Supply—

| | | |
|-----|--|----|
| 21. | Tanks and Wells constructed, 1936-37, and Summary for twenty-seven years to 30th June, 1937 | 14 |
| 22. | Boring Operations, 1936-37, and Summary for twenty-seven years to 30th June, 1937 | 14 |

E.—Artesian and Sub-Artesian Waters—

| | | |
|-----|--|----|
| 23. | Deep Bores, Artesian and Sub-Artesian, constructed to 30th June, 1937 | 15 |
|-----|--|----|

F.—Miscellaneous—

| | | |
|-----|--|----|
| 24. | Water Supplies under the control of Government Railways in Western Australia, Year ended 30th June, 1937 | 15 |
| 25. | Supplies under the management of Water Boards not controlled by Public Works Department, Year ended 30th June, 1937 | 15 |

PART VII.—MINERAL STATISTICS AND WATER CONSERVATION.

I.—MINERAL STATISTICS.

No. 1.—Quantity and Value of Gold and other Minerals produced during 1936, each of the two Previous Years, and the Total Production to 31st December, 1936.

| Description of Mineral or Mineral Product. | 1936. | | 1935. | | 1934. | | Total to end of 1936 (including period prior to 1934). | |
|--|-----------|-----------|-----------|-----------|-----------|-----------|--|-------------|
| | Quantity. | Value. | Quantity. | Value. | Quantity. | Value. | Quantity. | Value. |
| | tons. | £ | tons. | £ | tons. | £ | tons. | £ |
| Antimony * | | | | | | | 93 | 1,828 |
| Arsenic † | 3,470 | 62,460 | 3,728 | 67,108 | 1,631 | 29,357 | 12,130 | 218,334 |
| Asbestos † | 159 | 3,479 | 141 | 2,889 | 155 | 2,975 | 2,313 | 80,234 |
| Coal † | 565,075 | 331,565 | 537,188 | 318,013 | 500,343 | 278,704 | 12,718,990 | 8,427,208 |
| Copper—Ore * | | | | | | | 80,398 | 991,796 |
| Ingot | | | | | | | | |
| Matte * | (b) 2 | (b) 97 | | | | | 13,419 | 818,261 |
| Felspar * | 3,048 | 9,170 | 2,660 | 7,928 | 1,816 | 5,482 | 8,533 | 26,898 |
| Glaucosite † | 219 | 1,095 | 308 | 1,540 | 240 | 1,200 | 1,302 | 6,510 |
| Gold § | fine ozs. | | fine ozs. | | fine ozs. | | fine ozs. | |
| | 846,208 | 7,373,539 | 649,049 | 5,702,149 | 651,338 | 5,558,873 | 42,204,901 | 196,312,283 |
| Gypsum † | 6,661 | 7,569 | 5,462 | 6,888 | 5,307 | 7,210 | 53,685 | 71,737 |
| Lead—Ore † | 1,535 | 2,228 | | | 5 | 61 | 410,298 | 1,273,898 |
| Manganese * | | | | | | | 252 | 1,548 |
| Mica * | | | | | | | † | 10,221 |
| Silver * (b) | fine ozs. | | fine ozs. | | fine ozs. | | fine ozs. | |
| Silver-Lead (Ore and Concentrates) * | 105,219 | 11,773 | 79,880 | 12,687 | 61,394 | 7,113 | 5,089,217 | 688,734 |
| Tantalite * | 14 | 8,812 | 8 | 4,780 | 10 | 86 | 27,616 | 499,697 |
| Tin (Ore, Concentrates and Ingot) * | 50 | 6,882 | 60 | 8,829 | 9 | 2,990 | 224 | 64,785 |
| Wolfram * | | | | | 47 | 6,765 | 16,397 | 1,634,547 |
| Zinc * | | | | | | | 15 | 1,441 |
| Unenumerated (c) | (e) 4 | (e) 15 | | | (d) 83 | (d) 152 | † | 5,437 |
| Total Values | | 7,818,684 | | 6,132,811 | | 5,900,968 | ... | 211,251,630 |

* Exported. † Reported. ‡ Unknown. § Value in terms of Australian currency; Nominal gold standard value of gold produced to end of 1936 would be approximately £179,274,909. (b) Mainly a by-product in treatment of auriferous ore. (c) Exported and reported. (d) Comprises Alunite, 2 tons, * value £15; Ochre, 26 tons, † value £68; Pottery Clay, £55 tons, † value £69. (e) Fireclay.

No. 2.—Gold Production from 1886, also Amounts of Dividends paid.

| Period. | Quantity of Raw Gold. | | | Value. (a) | Dividends paid. (b) |
|---|-----------------------|-------------------------|--------------|---------------|------------------------|
| | Exported Direct. | Received at Perth Mint. | Total. | | |
| | Fine ounces. | Fine ounces. | Fine ounces. | £ | £ |
| Prior to 1927 | 10,977,880 | 25,730,651 | 36,708,511 | 158,517,441 | 28,667,180 |
| 1927 | 3,359 | 404,994 | 408,353 | 1,734,571 | 31,250 |
| 1928 | 3,339 | 390,069 | 393,408 | 1,671,093 | 31,250 |
| 1929 | 3,036 | 374,140 | 377,176 | 1,602,142 | 65,607 |
| 1930 | 1,753 | 415,765 | 417,518 | 1,864,442 | 31,250 |
| 1931 | 1,727 | 508,845 | 510,572 | 2,998,137 | 53,125 |
| 1932 | 3,887 | 601,674 | 605,561 | 4,403,642 | 320,584 |
| 1933 | 2,447 | 634,760 | 637,207 | 4,886,254 | *842,823 |
| 1934 | 3,521 | 647,817 | 651,338 | 5,558,873 | *991,275 |
| 1935 | 9,869 | 639,180 | 649,049 | 5,702,149 | *1,124,918 |
| 1936 | 55,025 | 791,183 | 846,208 | 7,373,539 | *1,101,967 |
| From 1886 to 31 Dec., 1936 | 11,065,823 | 31,139,078 | 42,204,901 | 196,312,283 | *33,261,229 |

(a) Value in terms of Australian currency. (b) Comprises ordinary dividends, bonuses, and return of capital. * Subject to amendment.

No. 3.—Quantity of Gold produced in each Goldfield from 1886 to 31st December, 1936.

| Goldfield. | Years. | | | | | | | | | | Grand Total to end of 1936. | |
|------------------------------|---------------|---------|---------|---------|---------|---------|---------|---------|---------|---------|-----------------------------|------------|
| | 1886 to 1926. | 1927. | 1928. | 1929. | 1930. | 1931. | 1932. | 1933. | 1934. | 1935. | | 1936. |
| Kimberley | 29,438 | 194 | 40 | 184 | 227 | 105 | 95 | 106 | 272 | 303 | 312 | 31,397 |
| Pilbara | 301,170 | 2,882 | 1,866 | 2,320 | 2,392 | 3,347 | 3,989 | 4,854 | 4,510 | 7,105 | 9,087 | 849,462 |
| West Pilbara | 30,866 | 82 | ... | 50 | 114 | ... | ... | ... | ... | ... | ... | 31,112 |
| Ashburton | 6,283 | 16 | 36 | 9 | 14 | 21 | 11 | 104 | ... | 107 | 311 | 6,966 |
| Gascoyne | 970 | 79 | 47 | 10 | 14 | 29 | 1 | 92 | 65 | 63 | 1276 | 1,276 |
| Peak Hill | 214,567 | 1,766 | 1,262 | 1,062 | 786 | 9,444 | 9,250 | 9,125 | 8,847 | 2,139 | 2,086 | 234,743 |
| East Murchison | 1,642,128 | 6,670 | 4,447 | 3,616 | 2,447 | 51,779 | 93,211 | 113,529 | 127,549 | 102,731 | 109,825 | 2,259,151 |
| Murchison | 3,451,674 | 27,189 | 21,719 | 22,353 | 21,039 | 29,486 | 28,211 | 23,213 | 27,338 | 40,670 | 66,354 | 3,761,086 |
| Yalgoo | 104,065 | 2,643 | 5,755 | 2,331 | 2,109 | 3,423 | 4,665 | 4,530 | 6,453 | 9,317 | 10,088 | 156,954 |
| Mount Margaret | 3,266,721 | 37,489 | 33,018 | 33,785 | 32,574 | 44,039 | 47,395 | 47,295 | 52,273 | 62,472 | 89,002 | 3,755,031 |
| North Coolgardie | 1,976,063 | 1,951 | 3,294 | 2,353 | 5,638 | 3,009 | 7,397 | 10,977 | 14,574 | 15,056 | 25,214 | 2,088,326 |
| Broad Arrow | 332,270 | 5,426 | 821 | 818 | 2,724 | 4,431 | 7,382 | 10,127 | 10,150 | 12,255 | 18,459 | 412,031 |
| North-East Coolgardie | 671,890 | 1,224 | 796 | 463 | 506 | 674 | 379,513 | 1,366 | 342,919 | 398,927 | 1,791 | 684,786 |
| East Coolgardie | 21,162,952 | 303,616 | 306,282 | 289,900 | 327,763 | 337,429 | 370,511 | 369,393 | 342,919 | 398,927 | 404,380 | 24,553,072 |
| Coolgardie | 1,614,154 | 3,678 | 3,634 | 2,167 | 3,156 | 10,740 | 10,583 | 12,628 | 11,388 | 14,557 | 20,592 | 1,606,937 |
| Yilgarn | 1,107,375 | 8,246 | 4,953 | 4,378 | 6,174 | 9,533 | 16,920 | 21,603 | 25,068 | 27,507 | 44,393 | 1,334,202 |
| Dundas | 714,464 | 4,994 | 5,028 | 2,419 | 2,307 | 5,042 | 3,579 | 5,372 | 20,322 | 19,360 | 42,031 | 824,918 |
| Phillips River | 81,634 | 269 | 190 | 528 | 301 | 332 | 963 | 2,448 | 1,653 | 2,569 | 1,592 | 92,389 |
| Donnybrook | 840 | ... | ... | ... | ... | ... | ... | ... | ... | ... | ... | 840 |
| Outside Proclaimed Goldfield | 36,096 | 101 | 220 | 60 | 1,285 | 2,707 | 1,264 | 1,625 | 1,201 | 807 | 928 | 46,252 |
| Total | 36,705,510 | 408,353 | 393,408 | 377,176 | 417,518 | 510,572 | 605,561 | 637,207 | 651,338 | 649,049 | 846,208 | 42,204,901 |

No. 4.—Number and Area of Gold Mining Leases under the "Mining Act"; Employment of Labour and Machinery; and Quantity of Ore treated during the Year 1936.

| Goldfields and Districts. | Leases in Force on 31st Dec.† | | Machinery and Plant on Mining Leases, etc. | | | | Ore Treated. | Average number of Men employed at Mines. | | Alluvial diggers. |
|----------------------------------|-------------------------------|--------|--|-----------------------|------------------------------|-----------------------------|--------------|--|---------------|-------------------|
| | Leases. | Area. | *Bat-teries. | Other Crushing Mills. | Cyaniding. | | | Above ground. | Under ground. | |
| | | | Heads of Stampers. | | Leaching and Agitating Vats. | Vacuum Filters and Presses. | | | | |
| Northern Goldfields— | No. | acres. | No. | No. | No. | No. | tons. | No. | No. | No. |
| Kimberley ... | 2 | 24 | 2 | ... | ... | ... | 84 | 3 | ... | 6 |
| Pilbara ... | 75 | 1,024 | 38 | 2 | 13 | ... | 9,439 | 97 | 143 | 5 |
| Ashburton ... | 2 | 48 | 2 | ... | ... | ... | 328 | 3 | 4 | 3 |
| Gascoyne ... | ... | ... | 2 | 1 | ... | ... | ... | 4 | 2 | 2 |
| Central Goldfields— | | | | | | | | | | |
| Peak Hill ... | 23 | 280 | 11 | ... | 14 | ... | 7,421 | 36 | 42 | ... |
| East Murchison ... | 198 | 4,011 | 78 | 29 | 82 | 6 | 593,904 | 962 | 1,151 | ... |
| Murchison ... | 303 | 5,348 | 151 | 17 | 89 | 5 | 211,025 | 843 | 692 | 48 |
| Yalgoo ... | 76 | 1,301 | 65 | 2 | 42 | ... | 12,703 | 244 | 173 | ... |
| Eastern Goldfields— | | | | | | | | | | |
| Mt. Margaret ... | 150 | 3,077 | 120 | 15 | 103 | 6 | 257,152 | 676 | 654 | 11 |
| North Coolgardie... | 187 | 3,528 | 50 | 14 | 50 | 5 | 48,599 | 582 | 592 | 35 |
| Broad Arrow ... | 72 | 1,203 | 38 | 5 | 24 | 2 | 32,029 | 391 | 349 | 26 |
| N.E. Coolgardie ... | 4 | 74 | 8 | ... | 12 | ... | 3,413 | 94 | 70 | 12 |
| East Coolgardie ... | 239 | 3,967 | 45 | 51 | 82 | 45 | 1,081,577 | 1,595 | 2,411 | 60 |
| Coolgardie ... | 186 | 3,448 | 106 | 1 | 70 | ... | 28,199 | 731 | 703 | 111 |
| Yilgarn ... | 231 | 3,900 | 210 | 6 | 138 | 4 | 111,176 | 520 | 520 | 23 |
| Dundas ... | 109 | 2,148 | 45 | 6 | 47 | 3 | 91,604 | 331 | 503 | 24 |
| Phillips River ... | 16 | 337 | 20 | ... | 17 | ... | 2,660 | 62 | 66 | 1 |
| Outside Proclaimed Goldfield ... | 17 | 355 | ... | ... | ... | ... | 121 | 47 | 33 | ... |
| Total ... | 1,890 | 34,073 | 989 | 149 | 783 | 76 | 2,492,034 | 7,221 | 8,108 | 367 |

* Including Government Batteries.

† Includes Leases taken up on Private Property.

No. 5.—Number and Area of Gold Mining Leases in force under the "Mining Act," Employment of Labour, Gold Mining Machinery and Ore treated 1927 to 1936.

| Year. | Leases in Force at end of Year.* | | Average number of Men employed at Mines. | | Alluvial Diggers. | Gold Mining Machinery in use at end of Year. | | | | | Total Value of Gold Mining Machinery | Ore treated. |
|-------|----------------------------------|--------|--|---------------|-------------------|--|--------------|------------------------------|-----------------------------|--------------------------------------|--------------------------------------|--------------|
| | Leases. | Area. | Above ground. | Under ground. | | Heads of Stampers. | Other Mills. | Cyaniding. | | Total Value of Gold Mining Machinery | | |
| | | | | | | | | Leaching and Agitating Vats. | Vacuum Filters and Presses. | | | |
| 1927 | 386 | 6,253 | 1,901 | 2,072 | 83 | 1,049 | 275 | 464 | 69 | £ 1,303,868 | 695,951 | |
| 1928 | 381 | 6,078 | 1,773 | 1,988 | 97 | 914 | 283 | 462 | 62 | 1,301,009 | 645,483 | |
| 1929 | 392 | 6,185 | 1,928 | 2,074 | 106 | 748 | 243 | 384 | 43 | 1,122,805 | 628,400 | |
| 1930 | 375 | 6,154 | 2,185 | 2,099 | 168 | 790 | 246 | 408 | 47 | 1,017,804 | 645,344 | |
| 1931 | 410 | 6,782 | 2,936 | 3,025 | 333 | 742 | 279 | 390 | 51 | 1,746,832 | 982,163 | |
| 1932 | 542 | 8,797 | 3,737 | 4,007 | 239 | 721 | 246 | 427 | 38 | 1,784,748 | 1,327,021 | |
| 1933 | 811 | 13,331 | 4,554 | 5,147 | 199 | 731 | 242 | 449 | 27 | 1,672,680 | 1,588,980 | |
| 1934 | 1,539 | 28,004 | 5,984 | 6,249 | 290 | 693 | 233 | 556 | 38 | 2,485,488 | 1,772,931 | |
| 1935 | 2,180 | 39,855 | 6,924 | 7,353 | 431 | 830 | 226 | 682 | 57 | 3,409,958 | 1,909,832 | |
| 1936 | 1,890 | 34,073 | 7,221 | 8,108 | 367 | 989 | 149 | 783 | 76 | 5,029,615 | 2,492,034 | |

* Includes Leases taken up on Private Property.

No. 6.—Leases, Areas, Claims, and Rights in force under the "Mining Act" on the 31st December, 1927, and 1932 to 1936 respectively.

| Particulars. | 1927. | 1932. | 1933. | 1934. | 1935. | 1936. |
|--------------------------------|--------|--------|--------|--------|--------|--------|
| Gold Mining Leases on:— | | | | | | |
| Crown Land | 385 | 538 | 803 | 1,513 | 2,159 | 1,870 |
| Private Property | 6,247 | 8,715 | 13,163 | 27,412 | 39,393 | 33,617 |
| Other Mineral Leases on:— | | | | | | |
| Crown Land | 262 | 197 | 177 | 172 | 168 | 158 |
| Private Property | 46,880 | 45,222 | 44,832 | 42,646 | 42,554 | 38,520 |
| Alluvial Claims | 16 | 6 | 8 | 15 | 15 | 14 |
| Mineral Claims | 43 | 44 | 46 | 36 | 54 | 54 |
| Water Rights | 100 | 91 | 96 | 128 | 139 | 148 |
| Dredging Claims | 436 | 1,728 | 1,730 | 1,773 | 2,958 | 2,943 |
| Prospecting Areas | 15 | 2 | 9 | 9 | 5 | 1 |
| Tailings Areas | 388 | 1,694 | 2,276 | 3,038 | 3,108 | 2,013 |
| Machinery Areas | 15,782 | 32,931 | 44,093 | 59,262 | 62,702 | 46,452 |
| Business and Residential Areas | 35 | 27 | 45 | 53 | 55 | 54 |
| Market Garden Areas ... | 28 | 28 | 34 | 76 | 43 | 39 |
| Quarrying Areas | 120 | 224 | 247 | 309 | 402 | 460 |
| Miners' Rights | 80 | 68 | 72 | 76 | 78 | 78 |
| Lode Claims | ... | ... | ... | 1 | ... | ... |
| Miners' Homestead Leases ... | 2,387 | 6,308 | 9,126 | 10,956 | 11,173 | 7,665 |
| Miscellaneous Leases | 1 | 1 | 1 | 1 | 3 | 1 |
| | 340 | 356 | 367 | 386 | 393 | 393 |
| | 32,258 | 31,844 | 31,240 | 31,710 | 32,035 | 31,803 |
| | 23 | 18 | 22 | 54 | 55 | 61 |
| | 325 | 745 | 369 | 1,814 | 1,921 | 699 |

No. 7.—Perth Branch of the Royal Mint (opened 21st June, 1899).

COST OF CONSTRUCTION, ANNUAL EXPENDITURE AND REVENUE, COIN AND BULLION ISSUED, TO 30TH JUNE, 1937.

| Year ended 30th June. | Cost of Construction—Land, Buildings, and Machinery (from 1-7-95.)* | Expenditure, Salaries, Wages and Contingencies including Maintenance (from 1-7-95)† | Revenue paid to State Treasury | Gold Coin and Bullion issued (Valued at Gold Standard, exclusive of Premium). | | | |
|-------------------------|---|---|--------------------------------|---|------------------|--------------|---------------|
| | | | | Sovereigns. | Half-Sovereigns. | Bullion. | Total. |
| Previous to 1933 | £ 60,862 | £ 674,365 | £ 743,600 | £ 106,384,197 | £ 367,338 | £ 12,330,063 | £ 119,081,598 |
| 1933 | 19,396 | 19,396 | 21,116 | ... | ... | 2,651,560 | 2,651,560 |
| 1934 | 19,237 | 19,237 | 24,873 | ... | ... | 2,786,596 | 2,786,596 |
| 1935 | 21,956 | 21,956 | 25,502 | ... | ... | 2,530,946 | 2,530,946 |
| 1936 | 20,547 | 20,547 | 28,440 | ... | ... | 3,167,831 | 3,167,831 |
| 1937 | 22,192 | 22,192 | 30,626 | ... | ... | 3,705,452 | 3,705,452 |
| Total | 60,862 | 777,693 | 874,157 | 106,384,197 | 367,338 | 27,172,448 | 133,923,983 |

* The amount expended out of Public Works Department's votes, plus £4,000, cost of site.

† Expenditure from Annuity under Perth Mint Act. Includes expenditure on new machinery £10,526. Unexpended balances of the Annuity are refunded to the State Treasury and are not included anywhere in this return.

No. 8.—Production of Western Australian Gold for each Month of the Years 1927, and 1932 to 1936.

| Month. | 1927. | 1932. | 1933. | 1934. | 1935. | 1936. |
|------------------|------------------|------------------|------------------|------------------|------------------|------------------|
| January | fine ozs. 27,024 | fine ozs. 44,038 | fine ozs. 45,755 | fine ozs. 55,036 | fine ozs. 52,595 | fine ozs. 58,833 |
| February | 31,353 | 44,673 | 47,282 | 51,869 | 21,276 | 58,278 |
| March | 30,236 | 47,109 | 47,106 | 45,900 | 18,920 | 60,523 |
| April | 36,726 | 48,936 | 52,911 | 54,755 | 53,054 | 68,585 |
| May | 33,206 | 53,928 | 53,301 | 52,554 | 54,027 | 63,687 |
| June | 36,981 | 50,080 | 53,452 | 50,218 | 60,685 | 71,231 |
| July | 31,445 | 53,535 | 54,455 | 55,960 | 57,194 | 77,387 |
| August | 38,747 | 51,537 | 56,147 | 57,843 | 63,655 | 74,226 |
| September | 34,979 | 54,428 | 58,680 | 55,163 | 62,707 | 74,960 |
| October | 36,179 | 51,237 | 54,834 | 52,964 | 64,141 | 76,859 |
| November | 32,634 | 53,956 | 58,010 | 57,042 | 68,023 | 72,066 |
| December | 38,842 | 52,054 | 55,274 | 56,024 | 72,172 | 83,573 |
| Total | 408,352 | 605,561 | 637,207 | 651,338 | 649,049 | 846,208 |

No. 9.—Transactions of State Batteries, also Tin and Tailings Plants, for the Year ended 31st December, 1936 (excluding Additions to Plant).

| Locality of Plant. | No. of Stampers. | Milling. | | | Tailings. | | |
|---------------------------------|------------------|----------------|---------------|---------------------------|----------------|---------------------------|---------------|
| | | Tonnage. | Expenditure. | Receipts. | Tonnage. | Expenditure. | Receipts. |
| GOLD. | | | | | | | |
| Bamboo Creek | 5 | tons. 2,410 | £ 3,027 | £ 1,285 | tons. 2,380 | £ 1,340 | £ 2,488 |
| Boogardie | 5 | 5,885 | 3,972 | 2,686 | 6,008 | 2,070 | 5,817 |
| Coolgardie | 10 | 8,907 | 4,794 | 3,979 | 14,179 | 4,731 | 10,018 |
| Cue | 10 | 6,391 | 4,021 | 3,227 | 8,336 | 3,203 | 5,704 |
| Dariot | 5 | ... | 2 | ... | ... | ... | ... |
| Jimble Bar | 5 | ... | 134 | ... | ... | 3 | 3 |
| Kalgoorlie | 20 | 18,826 | 9,288 | 7,892 | 16,240 | 5,297 | 13,136 |
| Laverton | 10 | 4,587 | 2,866 | 2,266 | 5,570 | 2,163 | 4,368 |
| Lennonville | ... | ... | ... | 11 | ... | ... | ... |
| Leonora | ... | ... | ... | ... | ... | ... | ... |
| Linden | 10 | ... | 2 | 141 | ... | ... | ... |
| Marble Bar | 5 | 4,371 | 4,214 | 2,255 | 3,066 | 1,486 | 4,629 |
| Meekatharra | 5 | 6,830 | 4,767 | 3,143 | 6,212 | 2,391 | 4,988 |
| Mt. Ida | 5 | 3,572 | 3,288 | 1,873 | 540 | 298 | 400 |
| Mt. Sir Samuel | 5 | ... | 10 | 64 | ... | ... | ... |
| Mulline | ... | ... | ... | 137 | ... | ... | ... |
| Mulwarrie | ... | ... | ... | 64 | ... | ... | ... |
| Norseman | 5 | 3,714 | 3,899 | 1,902 | 3,808 | 1,706 | 2,041 |
| Ora Banda | 10 | 8,562 | 4,984 | 3,412 | 8,532 | 3,251 | 6,087 |
| Paynes Find | 5 | 4,403 | 3,849 | 2,246 | 4,542 | 1,468 | 2,424 |
| Pinjin | ... | ... | ... | 10 | ... | ... | ... |
| Peak Hill | 5 | 6,795 | 3,936 | 2,439 | 7,770 | 2,505 | 2,578 |
| Quinns | ... | ... | ... | 10 | ... | ... | ... |
| Sandstone | 5 | 2,951 | 2,764 | 1,521 | 4,266 | 1,983 | 3,017 |
| Sandy Creek | ... | ... | ... | 2 | ... | ... | ... |
| St. Ives | 5 | 1,128 | 1,478 | 526 | 2,184 | 1,246 | 1,478 |
| Tuckanarra | ... | ... | ... | ... | ... | ... | ... |
| Warrledar | 5 | 2,952 | 1,891 | 1,487 | 3,180 | 1,331 | 2,333 |
| Wiluna | 10 | 3,103 | 2,119 | 1,504 | 6,470 | 2,603 | 7,266 |
| Yalgoo | 5 | 2,531 | 1,643 | 1,308 | 3,270 | 1,256 | 2,145 |
| Yarri | 5 | 3,937 | 4,330 | 1,909 | 3,990 | 1,912 | 2,414 |
| Youanmi | 5 | 231 | 287 | 118 | ... | ... | ... |
| Total | 165 | 102,086 | 71,545 | 47,417 | 110,543 | 42,252 | 82,834 |
| TIN | | | | | | | |
| Greenbushes | ... | ... | 26 | 1 | ... | ... | ... |
| Grand Total, 1936 | 165 | 102,086 | 71,571 | 47,418^a | 110,543 | 42,252^b | 82,834 |
| Grand Total, 1935 | 150 | 108,360 | 74,686 | 51,921 | 102,037 | 36,173 | 68,849 |

(a) In addition £715 Revenue in Suspense was received. (b) Exclusive of Sundry Debtors, £662.

No. 10.—Mining Accidents (exclusive of Quarrying) in each District, Employment, and Accident Rate, 1927, and 1932 to 1936.

| Particulars. | 1927. | | 1932. | | 1933. | | 1934. | | 1935. | | 1936. | |
|-----------------------------------|-------------------------|------------------------|-----------|------------------------|-----------|------------------------|-----------|------------------------|-----------|------------------------|-----------|------------------------|
| | Killed. | Seriously injured. (a) | Killed. | Seriously injured. (a) | Killed. | Seriously injured. (a) | Killed. | Seriously injured. (a) | Killed. | Seriously injured. (a) | Killed. | Seriously injured. (a) |
| Accidents— | No. | No. | No. | No. | No. | No. | No. | No. | No. | No. | No. | No. |
| Goldfield or Mineral District : | | | | | | | | | | | | |
| East Coolgardie | 7 | 199 | 3 | 158 | 12 | 186 | 13 | 477 | 12 | 428 | 10 | 728 |
| Mount Margaret | 2 | 40 | 3 | 26 | ... | 64 | 6 | 52 | 4 | 68 | 5 | 117 |
| Murchison | 3 | 17 | 1 | 19 | 1 | 24 | 5 | 25 | ... | 22 | 5 | 33 |
| East Murchison | ... | 5 | 6 | 47 | 2 | 78 | 5 | 128 | 4 | 111 | 4 | 141 |
| Coolgardie | 1 | 1 | ... | ... | 1 | 1 | ... | 2 | 3 | 4 | 5 | 14 |
| Yilgarn | 1 | 4 | 1 | 1 | 1 | 1 | ... | 1 | 2 | 8 | 4 | 29 |
| North Coolgardie | ... | 3 | ... | 2 | 2 | ... | ... | 1 | ... | 13 | 2 | 10 |
| North-East Coolgardie | ... | 1 | ... | ... | ... | ... | ... | 1 | 1 | 3 | ... | ... |
| Broad Arrow | 1 | ... | 1 | 1 | ... | ... | ... | 1 | ... | ... | 2 | ... |
| Dundas | ... | ... | 1 | ... | 2 | 2 | ... | 3 | 1 | 2 | ... | 6 |
| Pilbara | ... | ... | ... | ... | ... | ... | ... | ... | ... | ... | ... | ... |
| Peak Hill | ... | ... | ... | ... | ... | ... | ... | ... | ... | ... | ... | ... |
| Yalgoo | ... | ... | ... | ... | ... | ... | ... | 1 | ... | 7 | ... | ... |
| Collie | 1 | 99 | ... | 124 | 1 | 190 | ... | 236 | 2 | 287 | ... | 325 |
| Northampton | ... | 1 | ... | ... | ... | ... | ... | ... | ... | ... | ... | ... |
| Greenbushes | ... | ... | ... | ... | ... | ... | ... | ... | ... | ... | ... | ... |
| Phillips River | ... | ... | ... | ... | ... | ... | 1 | ... | ... | ... | 1 | 1 |
| Total | 16 | 370 | 16 | 378 | 22 | 546 | 30 | 928 | 30 | 953 | 38 | 1,406 |
| Men engaged in Mining (b)— | Average Number | | 8,735 | | 10,690 | | 13,310 | | 15,557 | | 16,652 | |
| Accident Rate— | (Per 1,000 men engaged) | | 1.83 | | 2.06 | | 2.25 | | 1.93 | | 2.28 | |
| Fatal | 3.18 | | 43.27 | | 51.08 | | 69.72 | | 61.26 | | 84.43 | |
| Seriously Injured (a) | 73.47 | | ... | | ... | | ... | | ... | | ... | |

(a) Incapacitated for 14 days or more. (b) Includes Alluvial Diggers, for numbers of which see Table No. 5.

No. 11.—Return of Alluvial, Dollied, and Specimen Gold, also Ore treated, with Gold and Silver Yield in each Goldfield, as reported to the Mines Department Year ended 31st December, 1936.

| Goldfield. | TOTAL GOLD AND SILVER YIELD. | | | | | |
|------------------------------------|------------------------------|------------------------|-------------------|-----------------|----------------------|---------------|
| | Alluvial. | Dollied and Specimens. | Ore. | | Total Gold Produced. | * Silver. |
| | | | Quantity treated. | Gold therefrom. | | |
| | Fine ozs. | Fine ozs. | Tons. | Fine ozs. | Fine ozs. | Fine ozs. |
| Kimberley | 236 | | 84 | 87 | 323 | |
| Pilbara | 562 | 39 | 9,438 | 9,190 | 9,791 | |
| Ashburton | 45 | | 328 | 263 | 309 | 6 |
| Gascoyne | | | | | | |
| Peak Hill | 45 | 74 | 7,422 | 1,990 | 2,109 | |
| East Murchison | 208 | 57 | 593,904 | 127,521 | 127,786 | 73 |
| Murchison | 810 | 551 | 211,025 | 67,132 | 68,493 | 2,634 |
| Yalgoo | 8 | 5 | 12,703 | 6,795 | 6,808 | |
| Mount Margaret | 491 | 98 | 257,152 | 94,914 | 95,503 | 3,898 |
| North Coolgardie | 72 | 146 | 48,599 | 22,185 | 22,403 | 613 |
| Broad Arrow | 235 | 458 | 32,629 | 18,889 | 19,582 | 959 |
| N.E. Coolgardie | 238 | 5 | 3,413 | 1,923 | 2,165 | |
| East Coolgardie | 353 | 171 | 1,081,577 | 398,007 | 398,531 | 30,832 |
| Coolgardie | 403 | 324 | 28,199 | 15,741 | 16,469 | 9 |
| Yilgarn | 228 | 67 | 111,176 | 49,238 | 49,533 | 274 |
| Dundas | 2 | 1 | 91,604 | 31,121 | 31,131 | 37,419 |
| Phillips River | 2 | 1 | 2,660 | 1,245 | 1,248 | |
| Outside Proclaimed Goldfield | 56 | 38 | 121 | 144 | 238 | 86 |
| Total, 1936 | 3,993 | 2,043 | 2,492,034 | 846,385 | 852,422 | 76,803 |
| Total, 1935 | 5,393 | 1,839 | 1,909,832 | 63,899 | 646,150 | 50,562 |

* By-product in the treatment of auriferous ore.

No. 12.—Return of Alluvial, Dollied, and Specimen Gold, also Ore treated, with Gold and Silver Yield in each Goldfield, as reported to the Mines Department from 1886 to 31st December, 1936.

| Goldfield. | TOTAL GOLD AND SILVER YIELD. | | | | | |
|------------------------------------|------------------------------|------------------------|-------------------|-------------------|----------------------|------------------|
| | Alluvial. | Dollied and Specimens. | Ore. | | Total Gold Produced. | * Silver. |
| | | | Quantity Treated. | Gold therefrom. | | |
| | Fine ozs. | Fine ozs. | Tons. | Fine ozs. | Fine ozs. | Fine ozs. |
| Kimberley | 5,528 | | 17,818 | 14,352 | 19,880 | |
| Pilbara | 22,162 | 4,715 | 165,813 | 239,941 | 266,819 | 683 |
| Ashburton | 8,940 | 332 | 537 | 326 | 9,599 | 7,793 |
| Gascoyne | 572 | 42 | 387 | 517 | 1,131 | |
| Peak Hill | 2,709 | 4,880 | 579,120 | 279,256 | 286,845 | 2,288 |
| East Murchison | 8,296 | 20,199 | 6,046,484 | 2,460,892 | 2,489,387 | 42,933 |
| Murchison | 20,612 | 48,532 | 5,363,148 | 3,420,674 | 3,489,818 | 180,146 |
| Yalgoo | 1,669 | 2,419 | 324,008 | 213,315 | 217,402 | 1,250 |
| Mount Margaret | 9,702 | 29,607 | 7,735,495 | 3,793,831 | 3,833,140 | 184,486 |
| North Coolgardie | 4,362 | 12,278 | 2,676,629 | 2,018,482 | 2,030,122 | 31,955 |
| Broad Arrow | 21,167 | 22,565 | 1,022,192 | 584,801 | 628,532 | 3,511 |
| N.E. Coolgardie | 118,160 | 18,345 | 993,439 | 629,843 | 766,347 | 2,533 |
| East Coolgardie | 58,955 | 52,459 | 38,375,881 | 23,166,987 | 23,278,401 | 2,501,852 |
| Coolgardie | 16,609 | 17,857 | 1,982,044 | 1,283,944 | 1,318,410 | 978 |
| Yilgarn | 1,986 | 1,870 | 2,646,998 | 1,244,919 | 1,248,775 | 32,666 |
| Dundas | 2,098 | 14,220 | 1,103,128 | 709,480 | 725,798 | 89,477 |
| Phillips River | 596 | 816 | 106,220 | 94,177 | 95,589 | 15,688 |
| Outside Proclaimed Goldfield | 6,943 | 889 | 22,448 | 32,458 | 40,291 | 32,538 |
| Total to 31-12-1936 | 311,066 | 252,025 | 69,161,789 | 40,183,195 | 40,746,286 | 3,130,777 |

* By-product in the treatment of auriferous ore, except in the Ashburton Goldfield and "Outside Proclaimed Goldfield."

No. 13.—Return of the more important Ores and Minerals (other than Gold), showing production in Western Australia during 1935, 1936, and total to end of 1936, as reported to the Mines Department, also number of Men Employed during 1935 and 1936.

| Goldfield or Mineral District. | Reported Production. | | | | | | Men Employed. | |
|--------------------------------|----------------------|-----------|-----------|-----------|--|-----------|---------------|---------|
| | 1935. | | 1936. | | Total to end of 1936 (including period prior to 1935). | | †1935. | 1936. |
| | Quantity. | Value. | Quantity. | Value. | Quantity. | Value. | | |
| | Tons. | £ | Tons. | £ | Tons. | £ | No. | No. |
| TIN. | | | | | | | | |
| Pilbara Goldfield | 1 | 80 | 5 | 677 | 5,889 | 544,399 | 8 | 8 |
| Greenbushes Mineral Field | 17 | 2,360 | 22 | 2,784 | 11,148 | 971,207 | 50 | 40 |
| Other Districts (b) | | | | | 5 | 421 | | |
| Total | (a) 18 | (a) 2,440 | (a) 27 | (a) 3,461 | 17,042 | 1,516,027 | 58 | 48 |
| TANTALITE. | | | | | | | | |
| Pilbara Goldfield | 7 | 2,859 | 14 | 7,120 | 193 | 39,843 | 20 | 25 |
| Greenbushes Mineral Field | | | | | 4 | 2,009 | | |
| Total | 7 | 2,859 | 14 | 7,120 | 197 | 41,852 | 20 | 25 |
| COPPER ORE. | | | | | | | | |
| West Kimberley Goldfield | | | | | 109 | 1,709 | | |
| Pilbara Goldfield | | | | | 47 | 866 | | |
| Ashburton Goldfield | | | | | 351 | 6,408 | | |
| Peak Hill Goldfield | | | | | 1,015 | 32,212 | | |
| East Murchison Goldfield | | | | | 238 | 4,364 | | |
| Murchison Goldfield | | | | | 1,024 | 11,236 | | |
| Yalgoo Goldfield | | | | | 39 | 413 | | |
| Northampton Mineral Field | | | | | 24,019 | 119,451 | | |
| Yandanooka Mineral Field | | | | | 172 | 1,889 | | |
| Mt. Margaret Goldfield | | | | | 47,861 | 230,846 | | |
| North Coolgardie Goldfield | | | | | 6 | 51 | | |
| East Coolgardie Goldfield | | | | | 51 | 330 | | |
| Phillips River Goldfield | | | | | 95,727 | 588,115 | | |
| Other Districts (b) | | | | | 82,764 | 748,731 | | |
| Total | | | | | 253,423 | 1,746,621 | | |
| GYPSUM. | | | | | | | | |
| Yilgarn Goldfield | 487 | 487 | 455 | 455 | 7,185 | 7,185 | 4 | 2 |
| Other Districts (b) | 4,975 | 6,401 | 6,206 | 7,114 | 46,500 | 64,552 | 15 | 13 |
| Total | 5,462 | 6,888 | 6,661 | 7,569 | 53,685 | 71,737 | 19 | 15 |
| LEAD ORE. | | | | | | | | |
| Northampton Mineral Field | | | 1,535 | 2,228 | 410,191 | 1,272,369 | 10 | 32 |
| Other Districts (b) | | | | | 107 | 1,529 | | |
| Total | | | 1,535 | 2,228 | 410,298 | 1,273,898 | 10 | 32 |
| SILVER-LEAD ORE. | | | | | | | | |
| Pilbara Goldfield | | | | | 195 | 3,658 | | |
| Ashburton Goldfield | | | | | 2,974 | 35,796 | | |
| Total | | | | | 3,169 | 39,454 | | |
| COAL. | | | | | | | | |
| Collie Mineral Field | 537,188 | 318,013 | 565,075 | 331,566 | 12,718,990 | 8,427,208 | 689 | 768 |
| ASBESTOS. | | | | | | | | |
| Pilbara Goldfield | | | 34 | 770 | 1,194 | 54,403 | 7 | 4 |
| Other Districts (b) | 141 | 2,889 | 125 | 2,709 | 1,119 | 25,831 | 7 | 6 |
| Total | 141 | 2,889 | 159 | 3,479 | 2,313 | 80,234 | 14 | 10 |
| GLAUCONITE. | | | | | | | | |
| State Generally (Glugin) | 308 | 1,540 | 219 | 1,095 | 1,302 | 6,510 | 3 | 3 |
| FELSPAR. | | | | | | | | |
| Coolgardie | 4,208 | 8,437 | 2,840 | 5,680 | 8,097 | 16,090 | 9 | 10 |
| ARSENIC. | | | | | | | | |
| East Murchison G.F. (Wiluna) | 3,723 | 67,103 | 3,470 | 62,460 | 12,130 | 218,334 | 27 | 20 |
| Total Men employed | | | | | | | 849 | (c) 956 |

(a) Considered to be an appreciable under-statement of actual production during year. See Table No. 1.

(b) Outside Proclaimed Goldfield or Mineral District.

(c) In addition there were 25 men employed during the year in the development of the Iron Ore deposits on Koolan Island (Yampi Sound).

† Amended from previous issue.

No. 14.—Cash Dividends (from Gold won) paid by Gold Mining Companies up to 31st December, 1936.

| Gold Mining Company. | ‡ Dividends. | | Gold Mining Company. | ‡ Dividends. | |
|--|--------------|----------------------|--|--------------|----------------------|
| | 1936. | 1890 to end of 1936. | | 1936. | 1890 to end of 1936. |
| | £ | £ | | £ | £ |
| Associated | | (c) 745,985 | Lady Mary | | 15,000 |
| Associated Northern Blocks | | 743,750 | Lady Robinson | | 1,152 |
| Australia United | | 4,500 | Lady Shenton | | 120,000 |
| Barrambie Ranges | | 3,750 | Lake View Consols | | 1,448,750 |
| Bayley's Reward | | 126,600 | Lake View and Star, Ltd. | 294,000 | 1,379,500 |
| Bayley's United (a) | | 62,000 | Lake Way Goldfield | | 2,750 |
| Bendigo and Coolgardie | | 832 | Lancefield | 100,000 | 114,040 |
| Black Hill Development | | 2,350 | Long Reef | | 3,335 |
| Black Range | | 243,718 | Mararoa | | 157,500 |
| Boulder Perseverance * | 49,343 | 1,763,461 | Marvel Loch | | 2,500 |
| Brown Hill Extended | | 50,000 | Menzies Alpha | | 1,000 |
| Bullfinch Proprietary | | 101,182 | Menzies Consolidated | | 22,401 |
| Burbanks Birthday Gift | | 99,500 | Menzies Gold Reef | | 17,381 |
| Burbanks Main Lode | | 16,494 | Mikado | | 46 |
| Central | | 11,305 | Morning Star | | 14,061 |
| Cosmopolitan Proprietary | | 129,000 | Mount Burgess | | 2,667 |
| Crusoe Gold Claims | | 1,250 | Mount Jackson | | 4,700 |
| Cumberland (Dundas) | | 20,000 | Mount Malcolm Proprietary | | 10,000 |
| Day Dawn | | 2,750 | Mount Yagahong Exploration | | 6,051 |
| East Murchison United | | 60,000 | Murchison Proprietary | | 832 |
| Edna May | | 325,649 | New Chum | | 8,000 |
| Edna May Central | | 14,790 | New North Boulder | | 4,462 |
| Edna May Consolidated | | 3,000 | Norseman G.M., N.L. | 60,000 | 128,898 |
| Edna May Deep Levels | | 17,500 | North Boulder | | 27,500 |
| Fraser's | | 25,208 | North Kalgurli (1912), Limited | 68,750 | 212,500 |
| Fraser's South | | 7,500 | North White Feather | | 9,996 |
| Fraser's South Extended | | 3,731 | Ora Banda Amalgamated | 10,000 | 10,000 |
| Gem of Cue | | 1,250 | Oroya Black Range | | 65,000 |
| Golconda | | 5,916 | Oroya Brown Hill | | 2,146,241 |
| Golden Dream | | 900 | Oroya Links | | 100,625 |
| Golden Horseshoe | 27,500 | 3,845,000 | Peak Hill Goldfields | | 160,666 |
| Golden Pole | | 80,000 | Premier | | 21,625 |
| Golden Ridge | | 140,209 | Princess Royal G.M. Co. | 9,375 | 134,475 |
| Great Boulder Main Reef | | 50,000 | Queen Margaret | | 20,197 |
| Great Boulder Proprietary G.Ms., Ltd. | 60,416 | 6,379,713 | Queensland Menzies | | 89,100 |
| Great Fingal Consolidated | | 1,746,875 | Robinson Gold Mines | | 7,905 |
| Greenmount | | 834 | Sand Queen | | (b) 112,500 |
| Hainault | | 54,113 | Sons of Gwalia | 97,500 | 1,469,738 |
| Hannans Reward | | 1,748 | Sons of Gwalia South | | 31,500 |
| Havilah | | 5,250 | South Kalgurli Consolidated, Ltd. | 43,750 | 871,251 |
| Ida H. | | 89,295 | Star of the East | | 12,000 |
| Island Eureka | | 16,000 | Triton Gold, N.L. | 48,000 | 48,000 |
| Ivanhoe | | 3,971,250 | Vale of Coolgardie | | 5,625 |
| Kalgurli | | 1,681,500 | Victory United | | 4,000 |
| Kanowna Red Hill | | 6,883 | Westralia Mount Morgans | | 226,832 |
| Kyarra | | 8,000 | White Feather Main Reef | | 65,070 |
| Lady Gladys | | 2,400 | Wiluna Gold Mines, Limited | 233,333 | 1,206,666 |
| Lady Loch | | 3,000 | Youanmi | | 61,250 |
| | | | Total * | 1,101,967 | 33,261,229 |

‡ Comprises Ordinary Dividends, Bonuses, and Return of Capital. (a) The Bayley's United Leases include the original Bayley's Reward G.M. Co. Lease. (b) In addition, a distribution of scrip to the value of £4,500 was made. (c) In addition, Share Allotments of the following values were made:—Lake View Extended, £75,000; Lake View South, £75,000; and Associated Northern Blocks, £245,988. * Subject to amendment.

II.—WATER CONSERVATION.

A.—GOLDFIELDS WATER SUPPLY.

(Capital Cost of all Works, £5,113,202. Capacity of Mundaring Reservoir, 4,650 millions of gallons.)

No. 15.—Consumption and Revenue in each Year from inception to 30th June, 1937.

| Year ended 30th June. | Consumption. | Revenue. | Year ended 30th June. | Consumption. | Revenue. | Year ended 30th June. | Consumption. | Revenue. |
|-----------------------|-----------------------|----------|-----------------------|-----------------------|----------|-----------------------|-----------------------|----------|
| | Thousands of gallons. | £ | | Thousands of gallons. | £ | | Thousands of gallons. | £ |
| 1904 | 361,096 | 104,161 | 1916 | 1,197,858 | 238,024 | 1928 | 1,120,000 | 165,679 |
| 1905 | 510,267 | 141,067 | 1917 | 1,060,890 | 214,839 | 1929 | 1,090,000 | 174,728 |
| 1906 | 600,158 | 150,425 | 1918 | 1,044,000 | 199,302 | 1930 | 1,222,000 | 182,094 |
| 1907 | 688,548 | 167,146 | 1919 | 1,117,000 | 203,266 | 1931 | 1,200,000 | 182,562 |
| 1908 | 837,296 | 172,550 | 1920 | 1,126,000 | 176,864 | 1932 | 1,221,000 | 178,697 |
| 1909 | 969,546 | 183,200 | 1921 | 1,130,000 | 187,010 | 1933 | 1,249,000 | 183,582 |
| 1910 | 1,001,700 | 221,406 | 1922 | 1,133,320 | 180,127 | 1934 | 1,277,000 | 186,617 |
| 1911 | 1,058,900 | 237,668 | 1923 | 1,169,000 | 178,495 | 1935 | 1,389,000 | 198,696 |
| 1912 | 1,134,800 | 243,521 | 1924 | 1,168,000 | 167,597 | 1936 | 1,581,000 | 248,918 |
| 1913 | 1,204,757 | 254,920 | 1925 | 1,139,000 | 186,449 | 1937 | 1,644,000 | 291,688 |
| 1914 | 1,194,591 | 255,076 | 1926 | 1,161,000 | 179,402 | | | |
| 1915 | 1,226,494 | 242,934 | 1927 | 1,106,000 | 168,183 | | | |

A.—GOLDFIELDS WATER SUPPLY—continued.

No. 16.—Details of Revenue, Expenditure, Consumption, etc., for Years ended 30th June, 1928, and 1933 to 1937 respectively.

| Year ended 30th June. | Revenue. | | | Expenditure. | | Consumption (Thousands of Gallons). | | | Services. | Length of Water Mains. |
|--------------------------|------------------------|----------------|---------|------------------------|------------------------------------|-------------------------------------|--------------|---------------|-----------|------------------------------|
| | From Rail- ways. | From Mines. | Other. | Operating Expenses. | Interest and Sink- ing Fund. | By Rail- ways. (a) | By Mines. | Other. (b) | | |
| | £ | £ | £ | £ | £ | | | | No. | Miles. |
| 1928 ... | 20,120 | 53,035 | 91,984 | 116,028 | 64,981 | 84,278 | 194,378 | 841,344 | 10,443 | 1,488 |
| 1933 ... | 15,429 | 80,664 | 87,489 | 93,318 | 79,220 | 69,330 | 330,500 | 849,170 | 11,127 | 1,531 |
| 1934 ... | 14,472 | 86,270 | 85,875 | 100,220 | 85,670 | 63,930 | 355,374 | 857,396 | 11,342 | 1,532 |
| 1935 ... | 16,569 | 90,656 | 91,471 | 108,280 | 98,651 | 73,621 | 365,409 | 949,970 | 11,730 | 1,553 |
| 1936 ... | 17,083 | 129,976 | 101,859 | 112,373 | 106,804 | 87,989 | 515,173 | 978,000 | 12,194 | 1,590 |
| 1937 ... | 22,252 | 163,951 | 105,485 | 132,534 | 129,266 | 104,487 | 614,143 | 925,370 | 12,567 | 1,674 |

(a) Additional amounts were supplied to Railways per the Metropolitan Water Supply. Such amounts are included in "Other."
 (b) Includes the entire supplies to the Metropolitan Water Supply set out in Table 17 as "From Mundaring Reservoir."

B.—METROPOLITAN WATER SUPPLY, SEWERAGE, AND DRAINAGE.

Capital Expenditure to 30th June, 1937.—Water Supply, £4,495,533; Sewerage and Drainage, £2,964,085.
 Services in Use at 30th June, 1937.—Water Mains, 915 miles; Water Meters, 38,162; Stormwater Main Drains, 30 miles; Sewers, 328 miles; Number of Premises connected with Sewers, 30,131.

No. 17.—Water Supply for the Years ended 30th June, 1928, and 1933 to 1937 respectively.

METROPOLITAN DISTRICT, INCLUDING PERTH, FREMANTLE, CLAREMONT, GUILDFORD, MIDLAND JUNCTION AND ARMADALE.

| Year ended 30th June— | Supply according to Source. | | | | Distribution. | | | |
|--------------------------|--|-----------------------------------|---------------------|-------------|-----------------|---------------------|--------|------------------------------------|
| | From Mundaring Reservoir* (G.W.S.). | From other Reser- voirs. | From Bores, etc. | Total. | To Railways. | To other Consumers: | | |
| | 1,000 gals. | 1,000 gals. | 1,000 gals. | 1,000 gals. | 1,000 gals. | 1,000 gals. | No. | Estimated Population Served. |
| 1928 ... | 246,636 | 1,989,803 | 900,507 | 3,136,946 | 19,587 | 3,115,703 | 46,457 | 184,128 |
| 1933 ... | 220,670 | 2,904,885 | 1,111,222 | 4,236,777 | 25,683 | 4,216,334 | 52,478 | 207,904 |
| 1934 ... | 211,530 | 2,530,904 | 1,335,282 | 4,077,716 | 24,514 | 4,055,037 | 53,577 | 214,141 |
| 1935 ... | 240,020 | 2,801,661 | 1,406,157 | 4,447,838 | 25,075 | 4,417,355 | 54,859 | 220,565 |
| 1936 ... | 211,811 | 2,822,827 | 1,724,785 | 4,759,423 | 24,295 | 4,717,990 | 56,340 | 227,182 |
| 1937 ... | 146,686 | 3,773,239 | 1,031,728 | 4,951,653 | 26,077 | 4,917,849 | 58,085 | 233,997 |

* Controlled by Goldfields Water Supply, see also footnotes to Table 16.

No. 18.—Water Supply, Sewerage, and Drainage—Revenue and Expenditure for Years ended 30th June, 1928, and 1933 to 1937 respectively.

| Year ended 30th June. | Water Supply. | | | | Sewerage and Drainage. | | | |
|-----------------------|---------------|------------------------|-------------------------------------|---------|------------------------|------------------------|-------------------------------------|---------|
| | Revenue. | Expenditure. | | | Revenue. | Expenditure. | | |
| | | Operating Expenses. | Interest and Sinking Fund. | Total. | | Operating Expenses. | Interest and Sinking Fund. | Total. |
| | £ | £ | £ | £ | £ | £ | £ | £ |
| 1928 ... | 224,510 | 77,615 | 116,956 | 194,571 | 97,782 | 24,778 | 51,456 | 76,234 |
| 1933 ... | 247,522 | 52,748 | 172,267 | 225,015 | 101,825 | 19,824 | 85,575 | 105,399 |
| 1934 ... | 242,418 | 63,020 | 177,587 | 240,607 | 100,429 | 17,749 | 92,388 | 110,137 |
| 1935 ... | 253,419 | 60,899 | 183,092 | 243,991 | 102,875 | 18,075 | 96,077 | 114,152 |
| 1936 ... | 260,016 | 61,279 | 187,936 | 249,215 | 106,677 | 21,259 | 105,457 | 126,716 |
| 1937 ... | 264,493 | 57,172 | 203,160 | 260,332 | 137,424 | 23,514 | 121,627 | 145,141 |

B.—METROPOLITAN WATER SUPPLY, SEWERAGE AND DRAINAGE—continued.

No. 19.—Water Supply according to Source, years ended 30th June, 1934 to 1937, inclusive.

| Source. | Quantity Supplied (a). | | | |
|--|------------------------|------------------------|------------------------|------------------------|
| | 1933/34. | 1934/35. | 1935/36. | 1936/37. |
| Victoria Reservoir | 1,000 gall. 640,220 | 1,000 gall. 559,940 | 1,000 gall. 310,850 | 1,000 gall. 350,330 |
| Churchman Brook | 891,009 | 936,836 | 500,330 | 502,810 |
| Mundaring Reservoir | 211,530 | 240,020 | 211,811 | 146,686 |
| Wongong Brook | 850,612 | 925,911 | 1,024,454 | 987,474 |
| Canning Dam | 137,417 | 368,095 | 976,156 | 1,922,023 |
| Corner's Brook | 1,286 | | | |
| Armada Pipe Head Dam and Well | 10,360 | 10,879 | 11,037 | 10,602 |
| Bores, Central Pumping Station | 560,400 | 640,651 | 1,006,893 | 759,733 |
| Bores, Osborne Park | 214,483 | 179,640 | 234,677 | 58,812 |
| Bores, Fremantle | 186,075 | 185,648 | 51,594 | |
| Bores, Claremont | 122,961 | 98,059 | 18,659 | |
| Bores, Subiaco | 25,426 | 15,298 | | |
| Bores, Kiug's Park (near Mount's Bay Road) | 225,937 | 286,831 | 412,962 | 213,183 |
| Total | 4,077,716 | 4,447,838 | 4,750,423 | 4,951,653 |

(a) Including Supplies to Railways and Shipping.

C.—WATER SUPPLY OF TOWNS OTHER THAN "A" AND "B."

No. 20.—Consumption and Estimated Population served, Year ended 30th June, 1937.

| Town or Locality. | Consumption (thousands of gallons). | Estimated Population served. | Town or Locality. | Consumption (thousands of gallons). | Estimated Population served. | Town or Locality. | Consumption (thousands of gallons). | Estimated Population served. |
|-------------------|-------------------------------------|------------------------------|-------------------|-------------------------------------|------------------------------|-------------------|-------------------------------------|------------------------------|
| Uarballn | 25,393 | 2,760 | Cue-Day Dawn | 22,020 | 880 | Menzies | 4,433 | 827 |
| Bridgetown | 4,819 | 1,250 | Derby | 3,921 | 255 | Narembeen | 7,936 | 980 |
| Brookton | 2,647 | 295 | Geraldton | 67,000 | 4,850 | Narrogin | 27,000 | 3,500 |
| Bruce Rock | 1,837 | 505 | Kondinin | 4,876 | 650 | Pingelly | 6,941 | 750 |
| Brunswick | 1,292 | 230 | Leonora-Gwalia | 25,247 | 1,580 | Total | 288,527 | 25,862 |
| Collie | 58,635 | 5,500 | Meekatharra | 24,530 | 1,100 | | | |

* Excluding Minor Water Supplies.

† Including adjacent Mines and Railways served.

D.—AGRICULTURAL WATER SUPPLY.

No. 21.—Tanks and Wells Constructed during the undermentioned periods.

| District. | Year ended 30th June, 1937. | | | Summary for twenty-seven years from 1st July, 1910, to 30th June, 1937. | | | |
|--------------------|-----------------------------|--------------|--------------|---|--------------|--------------|--------------|
| | Tanks. | Wells. | | Tanks. | Wells. | | |
| | | Fresh Water. | Stock water. | | Fresh Water. | Stock Water. | Total Wells. |
| Northern | No. | No. | No. | No. | No. | No. | No. |
| Dowerin | 3 | 2 | | 70 | 91 | 39 | 130 |
| Central | | 2 | | 135 | 84 | 23 | 87 |
| Southern | | | | 119 | 102 | 32 | 134 |
| Esperance-Norseman | | | | 145 | 8 | 5 | 13 |
| Yilgarn | | | | 47 | 3 | | 3 |
| Total | 3 | 4 | | 6 | 8 | | 3 |
| | | | | 522 | 276 | 99 | 375 |

No. 22.—Boring Operations during the undermentioned periods.

| District. | Year ended 30th June, 1937. | | | | | Summary for twenty-seven years from 1st July, 1910, to 30th June, 1937. | | | | |
|--------------------|-----------------------------|--------------|-------------------|--------|--------------------|---|--------------|-------------------|--------|--------------------|
| | Bores. | | | | | Bores. | | | | |
| | Fresh Water. | Stock Water. | Salt or no Water. | Total. | Total depth bored. | Fresh Water. | Stock Water. | Salt or no Water. | Total. | Total depth bored. |
| Northern | No. | No. | No. | No. | Feet. | No. | No. | No. | No. | Feet. |
| Dowerin | 4 | 2 | 9 | 15 | 2,938 | 123 | 101 | 659 | 883 | 45,739 |
| Central | | 1 | 5 | 6 | 501 | 89 | 80 | 948 | 1,117 | 42,583 |
| Southern | | | | | | 280 | 95 | 802 | 1,177 | 57,739 |
| Esperance-Norseman | 2 | | 9 | 11 | 1,637 | 22 | 27 | 165 | 214 | 14,698 |
| Yilgarn | | | | | | 3 | 1 | 69 | 73 | 1,670 |
| Total | 6 | 3 | 23 | 32 | 5,076 | 13 | 5 | 73 | 91 | 3,717 |
| | | | | | | 530 | 309 | 2,716 | 3,555 | 166,146 |

E.—ARTESIAN AND SUB-ARTESIAN WATERS.

No. 23.—Deep Bores, Artesian and Sub-Artesian, constructed to 30th June, 1937.

Note.—This table includes details of bores that have been abandoned, or have ceased to function on account of cessation of flow, collapse, etc., complete particulars of which are not available.

| Locality. | No. of Bores put down. | Depth of Bores in Feet. | | Locality. | No. of Bores put down. | Depth of Bores in Feet. | |
|------------------------|------------------------|-------------------------|-------|--------------------------|------------------------|-------------------------|-------|
| | | Max. | Min. | | | Max. | Min. |
| Albany | 7 | 150 | 95 | Mia Mia | 5 | 1,320 | 693 |
| Bindu | 3 | 149 | 63 | Midland Junction, etc. | 26 | 1,410 | 218 |
| Bullsbrook | 1 | 845 | 845 | Milylia | 4 | 465 | 395 |
| Bunbury | 20 | 426 | 30 | Moora | 1 | 2,230 | 2,230 |
| Broome | 4 | 1,775 | 1,459 | Nurina | 1 | 348 | 348 |
| Byro Plains | 2 | 1,933 | 1,253 | Onslow | 1 | 1,729 | 1,729 |
| Busselton | 1 | 470 | 470 | Osborne Park | 3 | 762 | 568 |
| Cannington | 1 | 1,000 | 1,000 | Perth | 5 | 2,406 | 220 |
| Carnarvon | 49 | 3,400 | 570 | Port Hedland | 1 | 386 | 386 |
| Claremont | 5 | 2,179 | 1,500 | Rottneet Island | 1 | 2,582 | 2,582 |
| Collie | 6 | 1,134 | 111 | South Perth | 1 | 1,860 | 1,860 |
| Cookernup | 1 | 2,215 | 2,215 | Trans-Australian Rly.... | 21 | 1,470 | 236 |
| Coolgardie | 1 | 3,002 | 3,002 | Wooramel | 11 | 1,231 | 559 |
| Dardanup | 2 | 1,032 | 453 | Wyndham | 3 | 1,337 | 203 |
| Dartmoor | 13 | 550 | 130 | Yalobia | 1 | 1,008 | 1,008 |
| Derby | 8 | 3,012 | 260 | Yardarino | 1 | 1,607 | 1,607 |
| Dongarra | 1 | 2,111 | 2,111 | Eradu | 7 | 195 | 124 |
| Eyre (Madura) | 2 | 2,101 | 430 | Mullewa | 1 | 1,418 | 1,418 |
| Fremantle | 2 | 1,322 | 456 | Irwin River | 1 | (a) | (a) |
| Geraldton | 2 | 1,531 | 420 | Mingenew | 1 | 994 | 94 |
| Gladstone | 11 | 665 | 420 | Point Cloates | 1 | 4,006 | 4,006 |
| Hamelin Pool | 14 | 960 | 237 | Shark Bay | 4 | 1,780 | 260 |
| Karlgarin-Hyden | 30 | 204 | 11 | Wandana | 12 | 368 | 121 |
| Leederville & Subiaco | 7 | 2,097 | 876 | Wialki-Bonnie Rock ... | 24 | 170 | 7 |
| Maud Landing | 6 | 2,650 | 2,161 | Wongoondy | 9 | 300 | 90 |
| Melville Park | 1 | 1,490 | 1,490 | Yuna | 1 | 268 | 268 |
| | | | | Total | 356 | (b) 4,006 | (c) 7 |

(a) Information not available. (b) Highest maximum. (c) Lowest minimum.

F.—MISCELLANEOUS.

No. 24.—Statement of Water Supplies controlled by Western Australian Government Railways, and by Commonwealth Railways in W.A., for the Year ended 30th June, 1937.

| Source of Supply. | Actual Consumption. | Source of Supply. | Actual Consumption. |
|-----------------------------------|---------------------|--------------------------------------|---------------------|
| | gals. | | gals. |
| Eastern Railway | 121,822,000 | Port Hedland-Marble Bar Railway ... | 827,400 |
| South-Western Railway | 83,325,000 | Commonwealth Railways (W.A. Section) | 18,750,000 |
| Great Southern Railway | 75,506,000 | | |
| Eastern Goldfields Railway | 30,050,000 | Total | *384,416,400 |
| Northern Railway | 54,136,000 | | |

* In addition 233,644,416 gallons were obtained from other sources, including 144,658,800 gallons from Mundaring Reservoir.

No. 25.—Water Boards not controlled by Public Works Department, Consumption of Water for the year ended 30th June, 1937.

| Town or Locality. | Consumption (thousands of gallons). | Estimated population served. | Town or Locality. | Consumption, (thousands of gallons). | Estimated population served. |
|--------------------------|-------------------------------------|------------------------------|---------------------|--------------------------------------|------------------------------|
| Albany | 81,250 | 5,000 | Pinjarra | 7,017 | 693 |
| Broome | 54,750 | 1,000 | Port Hedland | 1,825 | 280 |
| Bunbury | 102,678 | 5,650 | Roebourne | 7,700 | 200 |
| Busselton | 12,399 | 810 | Sandstone | 308 | 98 |
| Carnarvon | 35,000 | 900 | Wagin | 16,701 | 1,250 |
| Dangin-Quairading | 2,287 | 341 | Wiluna | 61,320 | 5,500 |
| Katanning | 3,000 | 1,800 | Wyndham | (a) 900 | 120 |
| Manjimup | 7,823 | 714 | | | |
| Moora | 2,763 | 480 | Total | 391,611 | 23,981 |
| Onslow | 4,000 | 200 | | | |

(a) Source of supply, Wyndham Meatworks, which also provided for its own use and for its employees' requirements (estimated population served, 350) an additional 19,100 thousand gallons approx.

Government Statistician's Office,
Perth, 28th September, 1937.

S. BENNETT,
Government Statistician.

1937.

—
WESTERN AUSTRALIA.

Statistical Register

For the Year

1936-37

AND PREVIOUS YEARS.

Compiled from Official Returns.

S. BENNETT, F.I.A.,

Government Statistician.

PART VIII.

Law, Crime, Etc.

PERTH:

BY AUTHORITY: FRED WM. SIMPSON, GOVERNMENT PRINTER.

—
1937.

PART VIII.—LAW, CRIME, ETC.

CONTENTS.

| No. | I.—LAND TITLES AND DEEDS. | Page |
|---|---------------------------|------|
| 1.—Transactions in Land Titles Office, years 1927–28 to 1936–37 | | 3 |
| 2.—Receipts and Expenditure in the Offices of Land Titles and Deeds, years 1927–28 to 1936–37 | | 3 |
| II.—SUPREME COURT. | | |
| 3.—Transactions in the Supreme Court during the years 1927 to 1936 | | 4–5 |
| 4.—Bankruptcy Business, years 1928–29 to 1936–37 | | 5 |
| III.—MAGISTRATES' COURTS. | | |
| 5.—Charges and Convictions during 1936 | | 6 |
| 6.—Peremptory Commitments to Prison during 1936 | | 6 |
| 7.—Convictions during 1936, showing Class of Offence and Age of Offenders | | 7 |
| 8.—Convictions during 1936, showing Class of Offence and Birthplace of Offenders | | 7 |
| 9.—First Offenders dealt with under Section 669 of the Criminal Code during 1936 | | 7 |
| 10.—Convictions of Juvenile Offenders during 1936, showing Age and Offence | | 8 |
| 11.—Convictions of Juvenile Offenders during 1936, showing Age and Punishment | | 8 |
| 12.—Neglected and Destitute Children dealt with by Children's Courts during 1936 | | 8 |
| 13.—Charges and Convictions in respect of Aborigines during 1936 | | 9 |
| 14.—Peremptory Commitments to Prison of Aborigines during 1936 | | 9 |
| IV.—HIGHER COURTS (JUDGES' COURTS). | | |
| 15.—Distinct Persons charged during 1936 | | 10 |
| 16.—Distinct Persons convicted during 1936, Age and Principal Offence | | 11 |
| 17.—Distinct Persons convicted during 1936, Offence and Punishment | | 12 |
| 18.—Convictions, 1927 to 1936 | | 13 |
| 19.—Punishments, 1927 to 1936 | | 13 |
| V.—COURT SESSIONS. | | |
| 20.—Local Courts, Sittings held and Cases heard, years 1927 to 1936 | | 13 |
| 21.—Licenses granted under Licensing Act, 1911–34, years 1927 to 1936 | | 14 |
| 22.—Inquests held, and Special Marriage Licenses issued, years 1927 to 1936 | | 14 |
| VI.—GAOLS AND PRISONERS. | | |
| 23.—Separate Commitments to Gaols during 1936–37 | | 15 |
| 24.—Separate Commitments in 1936–37 for Debt or Penal Imprisonment | | 15 |
| 25.—Distinct Prisoners committed in 1936–37 for Debt or Penal Imprisonment | | 15 |
| 26.—Census of Prisoners, 1928 to 1937 | | 16 |
| 27.—Particulars relating to Discipline, Health, Finance, etc., of Gaols, years 1927–28 to 1936–37 | | 16 |

PART VIII.—LAW, CRIME, ETC.

I.—LAND TITLES AND DEEDS—TRANSACTIONS AND FEES.

No. 1.—Transactions registered in the Office of Land Titles during the Years ended 30th June, 1928 to 1937.

| Particulars. | 1927-28. | 1928-29. | 1929-30. | 1930-31. | 1931-32. | 1932-33. | 1933-34. | 1934-35. | 1935-36. | 1936-37. |
|--|-----------|-----------|-----------|-----------|-----------|-----------|-----------|-----------|-----------|-----------|
| * Applications approved and completed | 2,707 | 2,758 | 2,868 | 2,083 | 1,911 | 2,119 | 2,447 | 2,567 | 2,785 | 2,878 |
| Applications to bring land under the operation of the Transfer of Land Act, included above, Freehold | 41 | 45 | 37 | 14 | 11 | 15 | 29 | 29 | 27 | 25 |
| Applications to bring Leasehold Estates, etc., of Crown Lands under the operation of Transfer of Land Act (included in above) | 16 | 10 | 2 | 4 | 5 | 2 | ... | ... | ... | ... |
| Declared value of land brought under the Act on Application | 90,380 | 33,346 | 22,295 | 19,923 | 17,475 | 22,800 | 9,898 | 23,804 | 44,273 | 51,735 |
| { Transfers registered | 13,380 | 14,901 | 12,343 | 7,329 | 6,514 | 6,983 | 5,057 | 8,980 | 9,885 | 10,811 |
| { Consideration expressed | 7,346,461 | 8,500,300 | 6,294,317 | 3,948,681 | 2,498,797 | 2,170,088 | 2,957,459 | 3,552,924 | 3,454,347 | 4,008,073 |
| { Mortgages registered | 11,896 | 13,727 | 12,479 | 10,277 | 6,578 | 5,499 | 6,142 | 6,511 | 7,482 | 6,986 |
| { Amount of principal moneys thereby secured | 7,017,215 | 9,939,857 | 8,767,648 | 6,778,386 | 1,818,375 | 3,501,910 | 3,913,715 | 4,220,621 | 3,674,407 | 4,605,081 |
| Leases, Freehold, registered | 128 | 120 | 96 | 80 | 47 | 52 | 77 | 86 | 114 | 108 |
| Leases, Crown, registered | 2,203 | 3,176 | 2,674 | 1,414 | 1,089 | 1,352 | 1,493 | 1,162 | (a) 1,462 | 1,862 |
| Caravans lodged | 2,194 | 2,361 | 2,156 | 2,052 | 2,537 | 1,498 | 1,558 | 1,266 | 1,411 | 1,482 |
| Certificates of Title Registered | 5,335 | 5,996 | 8,769 | 6,100 | 4,405 | 4,087 | 4,505 | 4,765 | (a) 5,254 | 5,608 |
| Certificates of Ownership | ... | ... | ... | ... | ... | 211 | 258 | 816 | 540 | 635 |
| Certified Copies | ... | ... | ... | ... | ... | 67 | 43 | 60 | 69 | 58 |
| Plans deposited | 96 | 118 | 191 | 67 | 74 | 44 | 71 | 45 | 36 | 77 |
| Plans deposited | 385 | 413 | 456 | 213 | 147 | 192 | 226 | 280 | 312 | 357 |
| Survey Diagrams deposited | 13,397 | 14,704 | 16,182 | 17,508 | 18,378 | 19,585 | 20,612 | 21,791 | 22,913 | 23,947 |
| Assurance Fund: Amount standing to credit | ... | ... | ... | ... | ... | ... | ... | ... | ... | ... |

* Applications to bring land under the operation of the Transfer of Land Act, to be registered as proprietor of land already under the Transfer of Land Act, etc., etc. † These include land registered—(1) on application by the Crown; (2) on application; (3) on change of proprietorship.
 ‡ Number of Plans and Survey Diagrams deposited from 1st July, 1875, to 30th June, 1937.—Plans, 5,809; Diagrams, 10,601; Total, 16,410. (a) Revised from previous issue.

No. 2.—Receipts, Expenditure, and net Revenue in the Offices of Land Titles and Deeds, during the Years ended 30th June, 1928 to 1937.

| Particulars. | 1927-28. | 1928-29. | 1929-30. | 1930-31. | 1931-32. | 1932-33. | 1933-34. | 1934-35. | 1935-36. | 1936-37. |
|-----------------------|----------|----------|----------|----------|----------|----------|----------|----------|----------|----------|
| Fees collected— | £ | £ | £ | £ | £ | £ | £ | £ | £ | £ |
| Titles Office | 38,163 | 42,205 | 36,681 | 25,187 | 20,000 | 19,681 | 21,903 | 24,269 | 25,958 | 26,909 |
| Deeds Office | 140 | 185 | 120 | 88 | 75 | 83 | 94 | 109 | 136 | 131 |
| Total Receipts | 38,303 | 42,340 | 36,801 | 25,255 | 20,075 | 19,774 | 21,997 | 24,378 | 26,094 | 27,190 |
| Expenditure | 17,806 | 18,555 | 18,909 | 17,827 | 12,907 | 12,500 | 12,395 | 13,055 | 13,653 | 14,621 |
| Net Revenue | 20,497 | 23,785 | 17,892 | 7,428 | 7,168 | 7,274 | 9,602 | 11,323 | 12,441 | 12,569 |

II.—SUPREME COURT.

No. 3.—Transactions in the Supreme Court, other than Bankruptcy Business, during the Years 1927 to 1936.

| Particulars. | 1927. | 1928. | 1929. | 1930. | 1931. | 1932. | 1933. | 1934. | 1935. | 1936. |
|---|-------------|-------------|--------------|-------------|--------------|--------------|--------------|--------------|--------------|--------------|
| <i>Common Law—</i> | | | | | | | | | | |
| Writs commencing Actions ... | No. 987 | £ 1,041 | £ 1,252 | £ 1,650 | 995 | 526 | 390 | 888 | 525 | 654 |
| Judgments signed and entered ... | £ 202,864 | £ 167,352 | £ 192,858 | £ 296,156 | £ 187,884 | £ 126,730 | £ 78,496 | £ 926,671 | £ 102,788 | £ 142,881 |
| Writs of <i>fiat facias</i> ... | No. 422 | 394 | 501 | 787 | 488 | 230 | 123 | 180 | 196 | 171 |
| Foreign Judgments registered ... | £ 92,072 | £ 73,015 | £ 85,762 | £ 149,390 | £ 97,180 | £ 69,950 | £ 29,715 | £ 37,027 | £ 72,586 | £ 56,094 |
| Causes tried before the Judges (with a Jury) ... | No. 165 | 169 | 190 | 373 | 187 | 68 | 38 | 49 | 36 | 40 |
| Causes tried before the Judges (without a Jury) ... | £ 24,223 | £ 25,801 | £ 38,846 | £ 76,519 | £ 33,403 | £ 22,621 | £ 8,457 | £ 14,832 | £ 7,674 | £ 10,592 |
| Appeals ... | No. 1 | 6 | 4 | 3 | 3 | 5 | 4 | ... | 2 | 1 |
| | 223 | 1,773 | 720 | 873 | 3,452 | 4,172 | 1,219 | ... | 799 | 57 |
| | 7 | 16 | 15 | 19 | 11 | 7 | 9 | 6 | 9 | 9 |
| | 484 | 407 | 471 | 405 | 334 | 254 | 369 | 473 | 520 | 477 |
| | 64 | 58 | 39 | 50 | 49 | 32 | 60 | 49 | 46 | 58 |
| <i>Bills of Sale and Liens—</i> | | | | | | | | | | |
| Number registered ... | No. 14,754 | £ 15,782 | £ 18,778 | £ 16,976 | £ 14,715 | £ 16,065 | £ 16,790 | £ 18,087 | £ 19,432 | £ 21,354 |
| Satisfactions entered ... | £ 7,691,208 | £ 8,491,240 | £ 10,481,601 | £ 9,354,400 | £ 12,329,104 | £ 13,975,635 | £ 11,372,090 | £ 12,030,581 | £ 14,992,500 | £ 17,720,500 |
| | 1,128,869 | 719,442 | 999,630 | 727,946 | 898,900 | 471,100 | 762,514 | 1,267,500 | 549,200 | 631,800 |
| <i>In Divorce—</i> | | | | | | | | | | |
| Petitions for Nullity of Marriage ... | No. 2 | 5 | 4 | 3 | 2 | 2 | 2 | 1 | ... | 2 |
| for Judicial Separation ... | 173 | 186 | 202 | 197 | 133 | 162 | 169 | 211 | ... | 245 |
| for Resumption of Conjugal Rights ... | 3 | 2 | 1 | ... | ... | 1 | ... | ... | ... | ... |
| Decrees <i>Nisi</i> ... | 182 | 153 | 180 | 178 | 113 | 128 | 103 | 197 | ... | 194 |
| Decrees Absolute ... | 3 | 3 | 3 | 2 | ... | 1 | ... | ... | ... | ... |
| Decrees for Judicial Separation ... | 103 | 141 | 164 | 151 | ... | 109 | ... | 156 | ... | 159 |
| Orders to proceed <i>in forma pauperis</i> ... | ... | 1 | 1 | ... | 1 | ... | ... | ... | ... | ... |
| Appeals in Full Court ... | 1 | ... | 2 | 3 | ... | ... | 2 | ... | 1 | 30 |
| <i>Companies—</i> | | | | | | | | | | |
| Local Companies registered ... | 133 | 156 | 166 | 91 | 110 | 106 | 105 | 170 | 191 | 149 |
| Amount of Nominal Capital ... | £ 5,904,310 | £ 3,081,900 | £ 6,813,160 | £ 907,000 | £ 1,725,625 | £ 18,160,125 | £ 2,133,150 | £ 4,252,710 | £ 7,072,230 | £ 5,799,320 |
| Foreign Companies registered ... | No. 35 | 51 | 50 | 40 | 19 | 18 | 59 | 84 | 70 | 44 |
| <i>Firms registered</i> ... | 725 | 878 | 879 | 880 | 679 | 757 | 651 | 760 | 757 | 717 |
| <i>Associations incorporated</i> ... | 24 | 24 | 18 | 15 | 17 | 8 | 22 | 24 | 14 | 10 |
| <i>Private Powers of Attorney deposited</i> ... | 19 | 36 | 16 | 20 | 107 | 94 | 22 | 21 | 19 | 19 |
| <i>Newspapers registered</i> ... | 1 | 1 | 5 | 4 | 6 | 7 | 3 | 6 | 7 | 18 |

III.—MAGISTRATES' COURTS.

Note.—Unless otherwise specified, particulars of Aborigines, Neglected Children, and Lunatics are not included in the following Tables.

No. 5.—Charges laid and Convictions recorded during 1936.
(Inclusive of concurrent offences.)

| Offence. | Charges. | | | Summary Convictions. | | | *Convictions for Offences attributable to Drink. | |
|--|----------|-------|--------|----------------------|-------|--------|--|------|
| | M. | F. | Total. | M. | F. | Total. | M. | F. |
| I.—OFFENCES AGAINST THE PERSON— | | | | | | | | |
| Murder, Manslaughter, etc. | 23 | 1 | 24 | | | | | |
| Suicide—Attempted | 13 | 11 | 24 | 12 | 11 | 23 | 3 | |
| Rape | 5 | | 5 | | | | | |
| Unlawful Carnal Knowledge | 3 | | 3 | | | | | |
| Indecently Dealing | 4 | | 4 | 3 | | 3 | | |
| Indecent Assault | 5 | | 5 | 1 | | 1 | | |
| Sodomy | 3 | | 3 | | | | | |
| Assault, Wounding, etc. | 266 | 12 | 278 | 164 | 6 | 170 | 51 | |
| Total, Class I. | 322 | 24 | 346 | 180 | 17 | 197 | 54 | |
| II.—OFFENCES AGAINST PROPERTY— | | | | | | | | |
| Robbery | 2 | | 2 | | | | | |
| Breaking, Entering and Stealing | 51 | 1 | 52 | 27 | 1 | 28 | | |
| Stealing, Receiving, etc. | 1,404 | 99 | 1,503 | 1,207 | 87 | 1,294 | 108 | |
| Other Offences against Property | 264 | 9 | 273 | 214 | 8 | 222 | 40 | 1 |
| Total, Class II. | 1,721 | 109 | 1,830 | 1,448 | 96 | 1,544 | 148 | 1 |
| III.—FORGERY, UTTERING, AND OFFENCES AGAINST CURRENCY | | | | | | | | |
| | 1 | | 1 | | | | | |
| IV.—OFFENCES AGAINST GOOD ORDER— | | | | | | | | |
| Drunkenness | 2,613 | 266 | 2,879 | 2,587 | 262 | 2,849 | | |
| Licensing Act—Breach of | 316 | 30 | 346 | 293 | 27 | 320 | 2 | |
| Cruelty to Animals | 23 | | 23 | 23 | | 23 | | |
| Disorderliness, etc. | 1,179 | 37 | 1,216 | 1,120 | 30 | 1,150 | 746 | 7 |
| Indecent Behaviour | 28 | | 28 | 14 | | 14 | 1 | |
| Vagrancy, etc. | 292 | 36 | 328 | 234 | 35 | 269 | 41 | 2 |
| Gaming, etc. | 880 | 2 | 882 | 861 | 1 | 862 | | |
| Prostitution | | 8 | 8 | | 8 | 8 | | |
| Other Offences against Good Order | 225 | 13 | 238 | 213 | 10 | 223 | 89 | |
| Total, Class IV. | 5,556 | 392 | 5,948 | 5,345 | 373 | 5,718 | 879 | 9 |
| V.—OTHER OFFENCES— | | | | | | | | |
| Breach of: | | | | | | | | |
| Traffic Act | 11,043 | 552 | 11,595 | 10,633 | 536 | 11,169 | 119 | |
| Wireless Telegraphy Act | 239 | 42 | 281 | 239 | 42 | 281 | | |
| Dog Act | 92 | 16 | 108 | 65 | 7 | 72 | | |
| Fisheries Act | 211 | | 211 | 181 | | 181 | | |
| Firearms and Guns Act | 86 | | 86 | 85 | | 85 | 2 | |
| Education Act | 104 | 34 | 138 | 101 | 32 | 133 | 1 | |
| Health Laws | 174 | 24 | 198 | 156 | 20 | 176 | | |
| Maintenance Offences | 577 | 16 | 593 | 447 | 13 | 460 | 19 | |
| Industrial Offences | 164 | 21 | 185 | 110 | 16 | 126 | | |
| Taxation Offences | 357 | 15 | 372 | 326 | 14 | 340 | 1 | |
| Other Offences | 695 | 24 | 719 | 617 | 21 | 638 | 26 | |
| Total, Class V. | 13,742 | 744 | 14,486 | 12,960 | 701 | 13,661 | 168 | |
| GRAND TOTAL | 21,342 | 1,269 | 22,611 | 19,933 | 1,187 | 21,120 | 1,249 | 10 |

* Exclusive of Drunkenness.

No. 6.—Peremptory Commitments to Prison from Magistrates' Courts during 1936.

| Offence:— | Length of Sentence. | | | | | | | | | | Total Peremptory Commitments. | |
|-------------------------|---------------------|------|---------------------------|------|-----------------------------|------|------------------------------|------|----------------------------|------|-------------------------------|------|
| | Under 1 week. | | 1 week and under 1 month. | | 1 month and under 3 months. | | 3 months and under 6 months. | | 6 months and under 1 year. | | | |
| | M. | F. | M. | F. | M. | F. | M. | F. | M. | F. | M. | F. |
| Against the Person | 1 | | 3 | | 8 | | 11 | | 12 | | 35 | |
| Against Property | 4 | | 47 | 6 | 263 | 5 | 167 | 2 | 122 | 1 | 603 | 14 |
| Against Good Order | 41 | 4 | 334 | 103 | 105 | 15 | 58 | 12 | 44 | 4 | 635 | 138 |
| Other Offences | 4 | | 20 | | 17 | 1 | 14 | 1 | 5 | | 60 | 2 |
| Total | 50 | 4 | 454 | 109 | 396 | 21 | 250 | 15 | 183 | 5 | 1,333 | 154 |

No. 7.—Convictions in Magistrates' Courts during 1936, showing Class of Offence and Age Groups of Offenders.

| Age Groups. | Offences against the Person. | | Offences against Property. | | Forgery and Offences against Currency. | | Offences against Good Order. | | Other Offences. (a) | | Total. | | |
|-------------------|------------------------------|-----------|----------------------------|-----------|--|------|------------------------------|------------|---------------------|------------|---------------|--------------|---------------|
| | M. | F. | M. | F. | M. | F. | M. | F. | M. | F. | M. | F. | Total. |
| 6 to 14 | 8 | | 190 | 3 | | | 23 | 1 | 186 | 6 | 407 | 10 | 417 |
| 15 „ 17 | 7 | | 154 | 9 | | | 53 | 3 | 669 | 9 | 883 | 21 | 904 |
| 18 „ 20 | 7 | 1 | 224 | 15 | | | 167 | 10 | 156 | 1 | 554 | 27 | 581 |
| 21 „ 24 | 22 | 5 | 192 | 16 | | | 546 | 9 | 264 | 9 | 1,024 | 39 | 1,063 |
| 25 „ 29 | 26 | 2 | 168 | 6 | | | 780 | 25 | 340 | 11 | 1,314 | 44 | 1,358 |
| 30 „ 39 | 36 | 1 | 263 | 8 | | | 1,308 | 74 | 576 | 19 | 2,183 | 102 | 2,285 |
| 40 „ 92 | 37 | 3 | 187 | 27 | | | 2,133 | 213 | 664 | 44 | 3,021 | 287 | 3,308 |
| Not stated | 37 | 5 | 70 | 12 | | | 335 | 38 | 10,105 | 602 | 10,547 | 657 | 11,204 |
| Total | 180 | 17 | 1,448 | 96 | | | 5,345 | 373 | 12,960 | 701 | 19,933 | 1,187 | 21,120 |

(a) Inclusive of Traffic Offences, 10,633 males and 536 females.

No. 8.—Convictions in Magistrates' Courts during 1936, showing Class of Offence and Birthplace of Offenders.

| Country of Birth. | Offences against the Person. | | Offences against Property. | | Forgery and Offences against Currency. | | Offences against Good Order. | | Other Offences | | Total. | | |
|-------------------------------|------------------------------|-----------|----------------------------|-----------|--|------|------------------------------|------------|----------------|------------|---------------|--------------|---------------|
| | M. | F. | M. | F. | M. | F. | M. | F. | M. | F. | M. | F. | Total. |
| Australia | 105 | 11 | 1,084 | 70 | | | 3,311 | 253 | 2,042 | 77 | 6,542 | 411 | 6,953 |
| New Zealand | | 1 | 9 | 2 | | | 59 | 14 | 6 | | 74 | 17 | 91 |
| United Kingdom | 30 | | 236 | 14 | | | 1,374 | 63 | 455 | 23 | 2,095 | 100 | 2,195 |
| Italy | 4 | | 4 | | | | 93 | 2 | 107 | | 208 | 2 | 210 |
| Yugoslavia | | | 2 | | | | 45 | | 35 | | 83 | 1 | 84 |
| Greece | 1 | | 4 | | | | 29 | 1 | 25 | 1 | 58 | 1 | 59 |
| Germany | | | 12 | | | | 11 | | 7 | | 30 | | 30 |
| Scandinavia | 2 | | 6 | | | | 110 | | 13 | | 131 | | 131 |
| Canada | | | 3 | | | | 11 | | 5 | | 19 | | 19 |
| United States of America | | | | 1 | | | 8 | 2 | 3 | | 11 | 3 | 14 |
| India and Ceylon | | | 9 | | | | 12 | | 4 | | 25 | | 25 |
| China | | | | | | | 19 | | 3 | | 22 | | 22 |
| Japan | | | | | | | 5 | | | | 5 | | 5 |
| All other | 10 | | 20 | | | | 51 | 4 | 42 | | 123 | 4 | 127 |
| Not stated | 28 | 5 | 59 | 9 | | | 207 | 34 | 10,213 | 600 | 10,507 | 648 | 11,155 |
| Total | 180 | 17 | 1,448 | 96 | | | 5,345 | 373 | 12,960 | 701 | 19,933 | 1,187 | 21,120 |

No. 9.—Charges against First Offenders dealt with under Section 669 of the Criminal Code during 1936.

| Offence. | Ages of Offenders. | | | | | | | | | | | | | | Total Charges. | | |
|----------------------|--------------------|------|-----------|------|-----------|------|-----------|------|-----------|------|-----------|------|-----------|------|----------------|----|------|
| | Under 15. | | 15 to 17. | | 18 to 20. | | 21 to 24. | | 25 to 29. | | 30 to 39. | | 40 to 62. | | | | |
| | M. | F. | M. | F. | M. | F. | M. | F. | M. | F. | M. | F. | M. | F. | M. | F. | |
| Stealing, etc. | | | | | 4 | | | | | | | | | | | 4 | |
| False Pretences | | | | | | | 3 | | 4 | | | | | 1 | | 8 | |
| Total | | | | | 4 | | 3 | | 4 | | | | | 1 | | 12 | |

No. 10.—Convictions recorded against Juvenile Offenders (exclusive of Neglected Children) during 1936, showing Age and Nature of Offence.

| Offence. | Ages. | | | | | | | | | | | | | | Total. | | | | | | | | | | |
|------------------------------|----------|----------|----------|----------|-----------|----------|-----------|----------|-----------|-----------|----------|------------|----------|------------|----------|------------|----------|------------|----------|------------|----------|--------------|-----------|-------|-------|
| | 6. | 7. | 8. | 9. | 10. | 11. | 12. | 13. | 14. | 15. | 16. | 17. | | | | | | | | | | | | | |
| | M. | M. | M. | F. | M. | F. | M. | F. | M. | M. | F. | M. | F. | M. | F. | M. | F. | | | | | | | | |
| Assault—Common, etc. | | | | | | | | 3 | | 4 | | 1 | | 2 | | 1 | | | | 11 | | | | | |
| Indecent Assault | | | | | | | | | | | | | | | | 1 | | | | 1 | | | | | |
| Indecently Dealing | | | | | | | | | | | | | | | | 2 | | | | 3 | | | | | |
| Breaking, Entering, Stealing | | | 1 | | | | | 2 | | 5 | 1 | | 2 | | 2 | | 6 | | 7 | | 27 | | | | |
| Stealing, Receiving, etc. | | | | 1 | 3 | 1 | 13 | | 22 | 14 | | 35 | | 43 | 1 | 36 | 1 | 46 | 4 | 20 | 4 | 232 | 12 | | |
| Wilful Damage | 5 | | 5 | | 3 | | 8 | | 8 | 6 | | 5 | | 5 | | 4 | | 2 | | | | 51 | | | |
| Other against Property | | | | | | | | | | | | | | | 1 | | 26 | | 7 | | 34 | | | | |
| Drunkenness | | | | | | | | | | | | | | | | | | | | 2 | | 2 | | | |
| Disorderliness | | | 1 | | | | | | | | 2 | | | | 4 | | 5 | 1 | 15 | | 14 | | 42 | 1 | |
| Indecent Behaviour | | | | | | | | | | | | | | | | | | | 3 | | | | 3 | | |
| Gaming | | | | | | | | | | | | | | | | 2 | | | | 1 | | | | 5 | |
| Uncontrollable Child.... | | 1 | 2 | | 1 | | | | 2 | 1 | 1 | 2 | | 3 | | | | 1 | | | 1 | | 12 | 3 | |
| Traffic Act—Breach of | | | | 4 | | 5 | | 7 | 18 | | 7 | 18 | | 60 | 1 | 85 | 3 | 217 | 5 | 219 | 1 | 208 | 2 | 823 | 12 |
| Other Offences | | | | 1 | 1 | | 1 | 3 | 3 | | 3 | | 3 | | 2 | | 11 | | 11 | 1 | 10 | | 44 | 3 | |
| Total | 5 | 1 | 9 | 1 | 12 | 2 | 29 | 1 | 47 | 48 | 1 | 111 | 1 | 145 | 4 | 284 | 8 | 335 | 6 | 264 | 7 | 1,290 | 31 | | |

No. 11.—Convictions recorded against Juvenile Offenders (exclusive of Neglected Children) during 1936, showing Age and Nature of Punishment.*

| Age. | Fined. | | Imprisoned. | | Sent to Reformatory. | | Released on Probation.† | | Cauti- oned. | | Total. | | |
|-------------------|------------|----------|-------------|----------|----------------------|----------|-------------------------|----------|-----------------|-----------|--------------|-----------|-------|
| | M. | F. | M. | F. | M. | F. | M. | F. | M. | F. | M. | F. | |
| 6 years | | | | | | | 5 | | | | 5 | | |
| 7 years | | | | | | 1 | | | | | 1 | | |
| 8 years | | | | | | 2 | | 6 | 1 | 1 | | 9 | 1 |
| 9 years | | 2 | | | | 1 | | 1 | 1 | 8 | 1 | 12 | 2 |
| 10 years | | 6 | | | | | 15 | | 8 | 1 | | 29 | 1 |
| 11 years | | 8 | | | | 4 | | 21 | | 14 | | 47 | |
| 12 years | | 19 | | | | 1 | 1 | 14 | | 14 | | 48 | 1 |
| 13 years | | 47 | 1 | | | 14 | | 19 | | 31 | | 111 | 1 |
| 14 years | | 83 | 2 | | | 10 | | 19 | | 33 | 2 | 145 | 4 |
| 15 years | | 174 | 1 | | 1 | 9 | 1 | 31 | 1 | 70 | 4 | 284 | 8 |
| 16 years | | 209 | | | | 29 | | 35 | 4 | 62 | 2 | 335 | 6 |
| 17 years | | 178 | 3 | 14 | | 3 | 1 | 7 | 1 | 62 | 2 | 264 | 7 |
| Total | 726 | 7 | 14 | 1 | 74 | 3 | 173 | 8 | 303 | 12 | 1,290 | 31 | |

* For number of Juveniles released as First Offenders under Section 669 of the Criminal Code, see Table No. 9, page 7
† Including bound over.

No. 12.—Neglected and Destitute Children dealt with by Children's Courts during 1936.

| Age. | How dealt with. | | | | | | | | Total. | |
|------------------|-------------------------------------|-----------|-------------------------|-----------|------------------------|----------|------------------------------|----------|-----------|------------|
| | Handed to Child Welfare Department. | | | | Released on Probation. | | Cauti- oned or Dismissed. | | | |
| | Boarded out. | | Sent to an Institution. | | M. | F. | M. | F. | M. | F. |
| Under 1 year | 8 | 7 | 2 | 1 | | | | | 10 | 8 |
| 1 year | 5 | 3 | | 3 | | | | | 5 | 6 |
| 2 years | 5 | 4 | 2 | 3 | | 1 | | | 7 | 8 |
| 3 years | 5 | 4 | 1 | 1 | | | 1 | | 7 | 5 |
| 4 years | 3 | 1 | 4 | 1 | 1 | | | | 8 | 2 |
| 5 years | 5 | 3 | 4 | 5 | | | | 1 | 9 | 9 |
| 6 years | | 4 | 7 | 2 | | | | | 7 | 6 |
| 7 years | 2 | 6 | 5 | 6 | | | | | 7 | 12 |
| 8 years | 1 | 6 | 2 | 5 | | | | | 3 | 11 |
| 9 years | 3 | 1 | 3 | 6 | | | | | 6 | 7 |
| 10 years | | 1 | 3 | 6 | | | | | 3 | 7 |
| 11 years | 1 | 4 | 4 | 1 | | | | 1 | 5 | 6 |
| 12 years | 1 | | 7 | 2 | | | | 1 | 8 | 3 |
| 13 years | | | 3 | 10 | | | | | 3 | 10 |
| 14 years | | | | 6 | 1 | 1 | 1 | | 2 | 7 |
| 15 years | | 1 | | 5 | 1 | 1 | | | 1 | 7 |
| 16 years | | | 3 | 2 | | 1 | | | 3 | 3 |
| 17 years | | | | 3 | | 1 | | | | 4 |
| Total ... | 39 | 45 | 50 | 68 | 3 | 5 | 2 | 3 | 94 | 121 |

No. 13.—Charges and Convictions in respect of Aborigines brought before Magistrates' Courts during 1936.

(Inclusive of concurrent offences.)

| Offence. | Charges. | | | Summary Convictions. | | | *Convictions for Offences attribut. able to Drink. | |
|---|----------|------|--------|----------------------|------|--------|--|------|
| | M. | F. | Total. | M. | F. | Total. | M. | F. |
| I.—OFFENCES AGAINST THE PERSON— | | | | | | | | |
| Murder, Manslaughter, etc. | 13 | 1 | 14 | | | | | |
| Assault, Wounding, etc. | 6 | | 6 | 5 | | 5 | 1 | |
| Total, Class I. | 19 | 1 | 20 | 5 | | 5 | 1 | |
| II.—OFFENCES AGAINST PROPERTY— | | | | | | | | |
| Breaking, Entering and Stealing | 1 | | 1 | | | | | |
| Stealing, Receiving, etc. | 3 | | 3 | 3 | | 3 | | |
| Unlawfully Using Horse | 1 | | 1 | 1 | | 1 | | |
| Total, Class II. | 5 | | 5 | 4 | | 4 | | |
| IV.—OFFENCES AGAINST GOOD ORDER— | | | | | | | | |
| Drunkenness | 36 | 1 | 37 | 36 | 1 | 37 | | |
| Disorderliness | 12 | 1 | 13 | 11 | 1 | 12 | 7 | 1 |
| Gaming | 4 | | 4 | 4 | | 4 | | |
| Resisting or Hindering Police | 6 | | 6 | 6 | | 6 | 3 | |
| Total, Class IV. | 58 | 2 | 60 | 57 | 2 | 59 | 10 | 1 |
| V.—OTHER OFFENCES— | | | | | | | | |
| Escaping from Legal Custody | 1 | | 1 | 1 | | 1 | 1 | |
| Traffic Act—Breach of | 1 | | 1 | 1 | | 1 | | |
| Firearms Act—Breach of | 1 | | 1 | 1 | | 1 | | |
| Native Administration Act— | | | | | | | | |
| Receiving Liquor | 41 | 3 | 44 | 40 | 3 | 43 | | |
| Enticing Females from Reserves | 5 | | 5 | 5 | | 5 | | |
| Being on Prohibited Area | 24 | 2 | 26 | 24 | 2 | 26 | | |
| Absconding from Settlement | | 2 | 2 | | 2 | 2 | | |
| Total, Class V. | 73 | 7 | 80 | 72 | 7 | 79 | 1 | |
| GRAND TOTAL | 155 | 10 | 165 | 138 | 9 | 147 | 12 | 1 |

* Exclusive of Drunkenness.

No. 14.—Peremptory Commitments to Prison of Aborigines from Magistrates' Courts during 1936.

| Offence. | Length of Sentence. | | | | | | | | | | Total Peremptory Commitments. | |
|-------------------------|---------------------|------|---------------------------|------|-----------------------------|------|------------------------------|------|----------------------------|------|-------------------------------|------|
| | Under 1 week. | | 1 week and under 1 month. | | 1 month and under 3 months. | | 3 months and under 6 months. | | 6 months and under 1 year. | | | |
| | M. | F. | M. | F. | M. | F. | M. | F. | M. | F. | M. | F. |
| Against the Person | | | | | 1 | | | | 2 | | 3 | |
| Against Property | | | | | 1 | | 1 | | 1 | | 3 | |
| Against Good Order | 4 | 1 | 14 | | 7 | | 1 | | 2 | | 28 | 1 |
| Other Offences | | | 14 | 2 | 18 | | 4 | | 5 | | 41 | 2 |
| Total | 4 | 1 | 28 | 2 | 27 | | 6 | | 10 | | 75 | 3 |

IV.—HIGHER COURTS (JUDGES' COURTS).

No. 15.—Distinct Persons charged during 1936.

| Offence. | Persons Charged. | | | Persons Convicted. | | | *Persons Convicted for Offences Attributable to Drink. | |
|---|------------------|------|--------|--------------------|------|--------|--|------|
| | M. | F. | Total. | M. | F. | Total. | M. | F. |
| I.—OFFENCES AGAINST THE PERSON— | | | | | | | | |
| Murder, Manslaughter, etc. | 19 | 1 | 20 | 7 | | 7 | 1 | |
| Rape | 5 | | 5 | 5 | | 5 | | |
| Unlawful Carnal Knowledge | 3 | | 3 | 1 | | 1 | | |
| Indecently Dealing | 1 | | 1 | 1 | | 1 | | |
| Indecent Assault | 3 | | 3 | 3 | | 3 | 2 | |
| Sodomy | 2 | | 2 | 2 | | 2 | | |
| Assault, Wounding, etc. | 5 | | 5 | 2 | | 2 | 1 | |
| Total, Class I. | 38 | 1 | 39 | 21 | | 21 | 4 | |
| II.—OFFENCES AGAINST PROPERTY— | | | | | | | | |
| Robbery | 1 | | 1 | 1 | | 1 | | |
| Breaking, Entering and Stealing | 12 | | 12 | 12 | | 12 | | |
| Stealing, Receiving, etc. | 28 | | 28 | 17 | | 17 | | |
| Other Offences against Property | 5 | | 5 | 1 | | 1 | | |
| Total, Class II. | 46 | | 46 | 31 | | 31 | | |
| III.—FORGERY, UTTERING, AND OFFENCES AGAINST CURRENCY— | | | | | | | | |
| Uttering | 1 | | 1 | | | | | |
| IV.—OFFENCES AGAINST GOOD ORDER— | | | | | | | | |
| Threatening | 1 | | 1 | | | | | |
| V.—OTHER OFFENCES— | | | | | | | | |
| Defamation | 1 | 1 | 2 | | | | | |
| Total | 87 | 2 | 89 | 52 | | 52 | 4 | |

ABORIGINALS.

| | | | | | | | | |
|--------------------------------------|-----|------|-----|----|------|----|------|------|
| Murder, etc. | 12 | 1 | 13 | 6 | | 6 | | |
| Breaking, Entering and Stealing | 1 | | 1 | 1 | | 1 | 1 | |
| Total, Aborigines | 13 | 1 | 14 | 7 | | 7 | 1 | |
| GRAND TOTAL | 100 | 3 | 103 | 59 | | 59 | 5 | |

* Exclusive of Drunkenness.

No. 16.—Distinct Persons convicted in the Higher Courts during 1936, showing Age and Principal Offence.

| Offence. | Age Groups. | | | | | | | | | | | | Total. | |
|--|-------------|-------|-----------|-------|-----------|-------|-----------|-------|-----------|-------|-----------|-------|--------|----|
| | 18 to 20. | | 21 to 24. | | 25 to 29. | | 30 to 39. | | 40 to 49. | | 50 to 60. | | | |
| | M. | F. | M. | F. | M. | F. | M. | F. | M. | F. | M. | F. | M. | F. |
| I.—OFFENCES AGAINST THE PERSON— | | | | | | | | | | | | | | |
| Murder, Manslaughter, etc. | | | 2 | | 2 | | | | 2 | | 1 | | | 7 |
| Rape | 3 | | 1 | | 1 | | | | | | | | | 5 |
| Unlawful Carnal Knowledge | | | | | 1 | | | | | | | | | 1 |
| Indecently Dealing | | | | | | | | | 1 | | | | | 1 |
| Indecent Assault | 1 | | | | 1 | | | 1 | | | | | | 3 |
| Sodomy | | | | | | | | 1 | | | | | | 2 |
| Assault, Wounding, etc. | | | | | 1 | | | 1 | | | | | | 2 |
| Total, Class I. | 4 | | 3 | | 6 | | | 3 | | 4 | | | | 21 |
| II.—OFFENCES AGAINST PROPERTY— | | | | | | | | | | | | | | |
| Robbery | | | | | 1 | | | | | | | | | 1 |
| Breaking, Entering, and Stealing | 3 | | 2 | | 3 | | | 2 | | 1 | | | | 12 |
| Stealing, Receiving, etc. | 1 | | 2 | | 3 | | | 3 | | 6 | | | | 17 |
| Other Offences against Property | | | | | | | | | | | | | | 1 |
| Total, Class II. | 4 | | 4 | | 7 | | | 5 | | 7 | | | | 31 |
| III.—FORGERY, UTTERING, AND OFFENCES AGAINST CURRENCY | | | | | | | | | | | | | | |
| IV.—OFFENCES AGAINST GOOD ORDER | | | | | | | | | | | | | | |
| V.—OTHER OFFENCES | | | | | | | | | | | | | | |
| Total | 8 | | 7 | | 13 | | | 8 | | 11 | | | | 52 |
| ABORIGINALS. | | | | | | | | | | | | | | |
| Murder, etc. | | | | | | | | | 3 | | 3 | | | 6 |
| Breaking, Entering and Stealing | | | | | | | | | 1 | | | | | 1 |
| Total, Aborigines | | | | | | | | | 4 | | 3 | | | 7 |
| GRAND TOTAL | 8 | | 7 | | 13 | | | 8 | | 15 | | | | 59 |

No. 17.—Distinct Persons convicted in the Higher Courts during 1936—Nature of Offence and Punishment.
(NOTE.—No females were convicted in Higher Courts during 1936.)

| Offence. | Punishment. | | | | | | | | | | Total. | | | |
|---|-------------|----------------------|-------------|-----------------------------|----------------------------|---------------------------|----------------------------|-----------------------------|--------------------------------------|--------------------------------|--------|---------------------|-----|-----|
| | Fined. | Sent to Reformatory. | Bound over. | Peremptory Imprisonment. | | | | | | Total Peremptory Imprisonment. | | Sentenced to Death. | | |
| | | | | 1 month and under 6 months. | 6 months and under 1 year. | 1 year and under 2 years. | 2 years and under 5 years. | 5 years and under 10 years. | Detained during Governor's Pleasure. | | | | | |
| I.—OFFENCES AGAINST THE PERSON— | | | | | | | | | | | | | | |
| Murder, Manslaughter, etc. | ... | ... | ... | 2 | 2 | ... | ... | 1 | 1 | ... | ... | 5 | 2 | 7 |
| Rape | ... | ... | ... | ... | ... | ... | ... | 1 | 1 | ... | ... | 5 | ... | 5 |
| Unlawful Carnal Knowledge | ... | ... | ... | ... | 1 | ... | ... | ... | ... | ... | ... | 1 | ... | 1 |
| Indecent Dealing | ... | ... | ... | ... | 3 | ... | ... | 1 | ... | ... | ... | 3 | ... | 3 |
| Sodomy | ... | ... | ... | ... | ... | ... | ... | ... | ... | 1 | ... | 2 | ... | 2 |
| Assault, Wounding, etc. | ... | ... | ... | ... | 2 | ... | ... | ... | ... | ... | ... | 2 | ... | 2 |
| Total, Class I. | ... | ... | ... | 2 | 8 | 5 | 3 | 1 | 19 | 2 | 21 | ... | ... | 21 |
| II.—OFFENCES AGAINST PROPERTY— | | | | | | | | | | | | | | |
| Robbery | ... | ... | ... | ... | ... | 1 | ... | ... | ... | ... | ... | 1 | ... | 1 |
| Breaking, Entering and Stealing | ... | 1 | ... | ... | 3 | 1 | ... | ... | 11 | ... | 12 | ... | ... | 12 |
| Stealing, Receiving, etc. | 1 | ... | 2 | 1 | 4 | 8 | ... | ... | 14 | ... | 17 | ... | ... | 17 |
| Other Offences against Property | ... | ... | ... | ... | ... | ... | ... | ... | 1 | ... | 1 | ... | ... | 1 |
| Total, Class II. | 1 | 1 | 2 | 1 | 7 | 15 | 1 | 3 | 27 | ... | 31 | ... | ... | 31 |
| III.—FORGERY, UTTERING AND OFFENCES AGAINST CURRENCY | | | | | | | | | | | | | | |
| ... | ... | ... | ... | ... | ... | ... | ... | ... | ... | ... | ... | ... | ... | ... |
| IV.—OFFENCES AGAINST GOOD ORDER | | | | | | | | | | | | | | |
| ... | ... | ... | ... | ... | ... | ... | ... | ... | ... | ... | ... | ... | ... | ... |
| V.—OTHER OFFENCES | | | | | | | | | | | | | | |
| ... | ... | ... | ... | ... | ... | ... | ... | ... | ... | ... | ... | ... | ... | ... |
| Total | 1 | 1 | 2 | 3 | 15 | 20 | 4 | 4 | 46 | 2 | 52 | ... | ... | 52 |
| ABORIGINALS. | | | | | | | | | | | | | | |
| Murder, etc. | ... | ... | ... | ... | ... | ... | ... | ... | ... | ... | ... | ... | ... | 6 |
| Breaking, Entering and Stealing | ... | ... | 1 | ... | 1 | 3 | ... | ... | 4 | ... | ... | ... | ... | 1 |
| Total, Aborigines | ... | ... | 1 | ... | 1 | 3 | ... | ... | 4 | ... | ... | ... | ... | 7 |
| GRAND TOTAL | 1 | 1 | 3 | 3 | 16 | 23 | 4 | 4 | 50 | 4 | 59 | ... | ... | 59 |

No. 18.—Convictions in the Higher Courts during the Years 1927 to 1936.

| Class. | 1927. | 1928. | 1929. | 1930. | 1931. | 1932. | 1933. | 1934. | 1935. | 1936. |
|--------------------------|-------|-------|-------|-------|-------|-------|-------|-------|-------|-------|
| Males | 78 | 63 | 83 | 109 | 84 | 75 | 45 | 105 | 67 | 54 |
| Females | 1 | 1 | ... | 3 | 2 | 5 | ... | ... | ... | ... |
| Aboriginals, Males ... | 1 | 1 | 2 | 14 | ... | 11 | ... | 5 | ... | 7 |
| Aboriginals, Females ... | ... | ... | ... | ... | ... | ... | ... | ... | ... | ... |
| Total | 80 | 65 | 85 | 126 | 86 | 91 | 45 | 110 | 67 | 61 |

No. 19.—Punishments imposed in the Higher Courts during the Years 1927 to 1936.

| Punishment. | 1927. | 1928. | 1929. | 1930. | 1931. | 1932. | 1933. | 1934. | 1935. | 1936. |
|-------------------------|-------|-------|-------|-------|-------|-------|-------|-------|-------|-------|
| Fine | ... | 1 | ... | 1 | 2 | ... | ... | 1 | 3 | 1 |
| Imprisonment | 68 | 54 | 74 | 110 | 72 | 76 | 43 | 90 | 61 | 52 |
| Sentence of Death ... | ... | 2 | ... | 3 | 2 | 4 | ... | ... | ... | 4 |
| Discharged on Probation | 12 | 5 | 10 | 7 | 5 | 9 | 2 | 17 | 3 | 3 |
| Sent to Reformatory ... | ... | 3 | 1 | 5 | 5 | 2 | ... | 2 | ... | 1 |
| Total | 80 | 65 | 85 | 126 | 86 | 91 | 45 | 110 | 67 | 61 |
| Whippings* | ... | ... | 2 | ... | 1 | ... | ... | ... | ... | ... |

* Punishment additional to imprisonment.

V.—COURT SESSIONS.

No. 20.—Local Court Sittings held and Cases heard during the Years 1927 to 1936.

| Particulars. | 1927. | 1928. | 1929. | 1930. | 1931. | 1932. | 1933. | 1934. | 1935. | 1936. |
|--|-----------|-----------|-----------|-----------|-----------|-----------|-----------|-----------|-----------|-----------|
| Total duration of Sittings ... Days | 734 | 781 | 819 | 819 | 883 | 876 | 777 | 694 | 730 | 734 |
| Plaints issued ... No. | 23,652 | 22,364 | 27,596 | 31,116 | 25,863 | 21,247 | 21,480 | 22,581 | 24,818 | 24,677 |
| Judgment Summonses ... No. | 4,074 | 4,181 | 4,724 | 5,353 | 4,283 | 3,550 | 2,869 | 2,700 | 2,881 | 3,471 |
| Commitments ... No. | 676 | 874 | 1,057 | 1,022 | 814 | 691 | 555 | 512 | 400 | 557 |
| Executions ... No. | 2,800 | 2,906 | 3,262 | 4,587 | 3,704 | 2,801 | 2,437 | 2,636 | 2,971 | 3,059 |
| Aggregate amount recovered | £ 123,652 | £ 139,571 | £ 166,970 | £ 195,249 | £ 172,609 | £ 121,085 | £ 106,551 | £ 116,489 | £ 146,789 | £ 158,143 |
| Aggregate amount of Costs awarded to Plaintiff ... £ | 13,169 | 14,508 | 17,209 | 20,398 | 16,425 | 11,850 | 10,073 | 10,269 | 11,998 | 12,657 |
| Aggregate amount of Costs awarded to Defendant ... £ | 1,310 | 1,239 | 1,342 | 1,665 | 2,597 | 1,116 | 1,029 | 995 | 919 | 882 |
| Fees paid to Revenue ... £ | 8,960 | 9,547 | 10,447 | 12,531 | 9,688 | 7,451 | 7,043 | 7,192 | 8,078 | 8,515 |
| Fees paid to Bailiff ... £ | 5,513 | 6,075 | 7,814 | 8,957 | 6,716 | 5,063 | 4,704 | 4,714 | 5,625 | 6,309 |
| Appeals against Municipal and Road Board Rates ... No. | 10 | 11 | 40 | 2 | 35 | 20 | 12 | 7 | 18 | 37 |

VI.—GAOLS AND PRISONERS.

No. 23.—Separate Commitments to the Gaols during the Year ended 30th June, 1937.

| Prison. | For Debt. † | | | For Trial or Remand. | | | | | | For Penal Imprisonment. † | | Total. | |
|------------------|--------------|-----|-----------------|----------------------|-----|-----------------------------------|-----|--------------|-----|---------------------------|-----|--------|-----|
| | White Races. | | Coloured Races. | White Races. | | Coloured Races. (Not aboriginal.) | | Aboriginals. | | M. | F. | M. | F. |
| | M. | F. | M. | M. | F. | M. | F. | M. | F. | | | | |
| Common Gaols ... | 10 | ... | 1 | 184 | 6 | 1 | ... | 4 | ... | 1,306 | 124 | 1,506 | 130 |
| Police Gaols ... | 37 | ... | ... | 34 | ... | ... | ... | 12 | 1 | 993 | 45 | 1,076 | 46 |
| Total ... | 47 | ... | 1 | 218 | 6 | 1 | ... | 16 | 1 | 2,299 | 169 | 2,582 | 176 |

† For further classification of Penal and Debt Prisoners see Table No. 24.

No. 24.—Separate Commitments, simultaneous or otherwise, for Debt, or for Penal Imprisonment in the Gaols, during the Year ended 30th June, 1937.

| Grouping of Prisoners. | Death. | With Hard Labour. | | | | | | Without Hard Labour. * | | | | Total. | |
|----------------------------------|--------|----------------------|----------------------|--------------------------------|-------------------------------------|---------------|-----------------------------------|------------------------|--------------------|---------------|-----------------------------------|--------|------------------|
| | | Governor's Pleasure. | Five years and over. | One year and under five years. | Over three months and under 1 year. | Three months. | One month and under three months. | Under one month. | Over three months. | Three months. | One month and under three months. | | Under one month. |
| White Races— | | | | | | | | | | | | | |
| Males ... | ... | 12 | 7 | 69 | 201 | 254 | 415 | 430 | 22 | 17 | 70 | 731 | 2,218 |
| Females ... | ... | ... | 1 | ... | 1 | 8 | 12 | 20 | 3 | 8 | 2 | 108 | 163 |
| Coloured Races (not aboriginal)— | | | | | | | | | | | | | |
| Males ... | ... | ... | ... | 1 | 2 | 4 | 2 | 4 | ... | ... | ... | 5 | 18 |
| Females ... | ... | ... | ... | ... | ... | ... | ... | ... | ... | ... | ... | ... | ... |
| Aboriginals— | | | | | | | | | | | | | |
| Males ... | ... | ... | 2 | 6 | 13 | 12 | 27 | 32 | ... | 1 | 1 | 17 | 111 |
| Females ... | ... | ... | ... | ... | 1 | 2 | 1 | 1 | ... | ... | ... | 1 | 6 |
| Common Gaols ... | ... | 12 | 8 | 61 | 147 | 216 | 344 | 202 | 20 | 16 | 28 | 397 | 1,441 |
| Police Gaols ... | ... | ... | 2 | 15 | 71 | 64 | 113 | 285 | 5 | 10 | 45 | 465 | 1,075 |
| Total ... | ... | 2 | 10 | 76 | 218 | 280 | 457 | 487 | 25 | 26 | 73 | 862 | 2,516 |

* These include commitments for debt.

No. 25.—Distinct Persons committed to the Gaols for Debt or for Penal Imprisonment during the Year ended 30th June, 1937, showing number of Additional Sentences.

| Prison. | Distinct Prisoners. | | Additional Sentences. | | | | Total Sentences. | | |
|------------------|---------------------|----|-----------------------|----|-------------|----|------------------|-----|-------|
| | | | Simultaneous. | | Subsequent. | | M. | F. | Total |
| | M. | F. | M. | F. | M. | F. | | | |
| Common Gaols ... | 577 | 41 | 463 | 17 | 277 | 66 | 1,317 | 124 | 1,441 |
| Police Gaols ... | 718 | 26 | 150 | 3 | 162 | 16 | 1,030 | 45 | 1,075 |
| Total ... | 1,295 | 67 | 613 | 20 | 439 | 82 | 2,347 | 169 | 2,516 |

No. 26.—Census of Prisoners in Gaols on the night of the 30th June, 1928 to 1937.

| Particulars. | 1928. | | 1929. | | 1930. | | 1931. | | 1932. | | 1933. | | 1934. | | 1935. | | 1936. | | 1937. | |
|---|-------|-----|-------|-----|-------|-----|-------|-----|-------|-----|-------|-----|-------|-----|-------|-----|-------|-----|-------|-----|
| | M. | F. | M. | F. | M. | F. | M. | F. | M. | F. | M. | F. | M. | F. | M. | F. | M. | F. | M. | F. |
| Whites (Australian) ... { Penal ... | 125 | 8 | 131 | 4 | 214 | 4 | 210 | 5 | 195 | 5 | 176 | 4 | 148 | 6 | 162 | 9 | 198 | 7 | 166 | 4 |
| Whites (other Nation- aities) ... { Trial or Remand ... | 4 | ... | ... | ... | 6 | ... | 3 | ... | ... | ... | ... | ... | 3 | 1 | ... | ... | 6 | ... | 0 | 1 |
| Whites (other Nation- aities) ... { Trial or Remand ... | 120 | 4 | 113 | ... | 138 | 1 | 154 | 4 | 112 | ... | 111 | 3 | 91 | 5 | 84 | 2 | 78 | 3 | 78 | 2 |
| Coloured races (not Aborigines) ... { Trial or Remand ... | 6 | ... | 5 | ... | 6 | 1 | 5 | ... | 3 | ... | 6 | ... | 4 | ... | 3 | ... | 5 | ... | 3 | 1 |
| Aboriginals ... { Trial or Remand ... | 1 | ... | 15 | ... | 16 | 1 | 17 | ... | 24 | ... | 38 | ... | 18 | ... | 12 | ... | 10 | ... | 16 | 1 |
| Aboriginals ... { Trial or Remand ... | ... | ... | ... | ... | ... | ... | ... | ... | ... | ... | 1 | ... | ... | ... | ... | ... | 6 | ... | 2 | ... |
| Total ... { Penal ... | 269 | 12 | 264 | 4 | 395 | 7 | 390 | 9 | 384 | 9 | 331 | 7 | 259 | 11 | 261 | 11 | 286 | 10 | 261 | 7 |
| Total ... { Trial or Remand ... | 11 | ... | 7 | ... | 12 | 1 | 8 | ... | ... | ... | 3 | ... | 7 | 1 | 2 | ... | 12 | ... | 11 | 2 |
| GRAND TOTAL ... | 280 | 12 | 271 | 4 | 407 | 8 | 398 | 9 | 384 | 9 | 334 | 7 | 266 | 12 | 263 | 11 | 298 | 10 | 272 | 9 |

No. 27.—Particulars relating to Discipline, Health, Finance, etc., of Gaols for the Years ended 30th June, 1928 to 1937.

| Particulars. | 1928. | | 1929. | | 1930. | | 1931. | | 1932. | | 1933. | | 1934. | | 1935. | | 1936. | | 1937. | |
|--|-----------------------------|--------|--------|--------|--------|--------|--------|--------|--------|--------|--------|--------|--------|--------|--------|--------|--------|--------|--------|--------|
| | Daily average in Prison ... | 259.11 | 292.03 | 347.82 | 414.03 | 389.51 | 363.53 | 327.81 | 285.28 | 201.59 | 289.56 | 274 | 230 | 185 | 17.02 | 274 | 280 | 192 | 192 | 192 |
| Admission to Sick Wards ... | 180 | 231 | 276 | 259 | 17.06 | 16.08 | 18.00 | 18.00 | 18.00 | 18.00 | 2 | 2 | 2 | 2 | 2 | 2 | 3 | 3 | 3 | 3 |
| Daily average in Hospital ... | 9.04 | 11.50 | 1 | 3 | 1 | 3 | 1 | 1 | 1 | 1 | 2 | 2 | 2 | 2 | 2 | 2 | 3 | 3 | 3 | 3 |
| Prisoners who died during year ... | ... | ... | ... | ... | ... | ... | ... | ... | ... | ... | ... | ... | ... | ... | ... | ... | ... | ... | ... | ... |
| Executions ... | 1 | 1 | ... | 8 | ... | ... | ... | ... | ... | ... | ... | ... | ... | ... | ... | ... | ... | ... | ... | ... |
| Escapes while employed beyond Gaol ... | 3 | ... | ... | ... | ... | ... | ... | ... | ... | ... | ... | ... | ... | ... | ... | ... | ... | ... | ... | ... |
| Annual Cost of Prisons and Prisoners ... £ | 29,100 | 28,546 | 31,853 | 31,829 | 26,938 | 24,608 | 21,660 | 22,512 | 26,714 | 26,938 | 24,608 | 21,660 | 22,512 | 26,714 | 22,512 | 26,714 | 26,714 | 26,714 | 26,714 | 26,714 |
| Value of Work performed by Prisoners ... | 11,703 | 14,529 | 16,963 | 20,814 | 19,037 | 17,348 | 17,156 | 14,896 | 15,288 | 19,037 | 17,348 | 17,156 | 14,896 | 15,288 | 14,896 | 15,288 | 15,288 | 15,288 | 15,288 | 15,288 |

Government Statistician's Office,
Perth, 14th December, 1937.

S. BENNETT,
Government Statistician.

By Authority: FRED. W.M. SIMPSON, Government Printer, Perth.

1938.

—
WESTERN AUSTRALIA.

Statistical Register

For the Year

1936-37

AND PREVIOUS YEARS.

Compiled from Official Returns.

S. BENNETT, F.I.A.,

Government Statistician.

PART IX.

Hospitals, Charitable Institutions, Etc.

PERTH:

BY AUTHORITY: FRED WM. SIMPSON, GOVERNMENT PRINTER,

—
1938.

PART IX.—HOSPITALS, CHARITABLE INSTITUTIONS, ETC.

C O N T E N T S .

I.—DEPARTMENTAL AND ASSISTED HOSPITALS.

| No. | | Page |
|-----|--|------|
| 1. | Patients treated in each Departmental Hospital during 1936-37 | 5 |
| 2. | Patients treated in each Assisted Hospital during 1936-37 | 6, 7 |
| 3. | Discharges and Deaths in each Departmental Hospital, 1932-33 to 1936-37 | 8 |
| 4. | Discharges and Deaths in each Assisted Hospital, 1932-33 to 1936-37 | 9 |
| 5. | Receipts and Payments—General Departmental Hospitals, 1936-37 | 10 |
| 6. | Receipts and Payments—General Assisted Hospitals, 1936-37 | 10 |
| 7. | Summary for Years ended 30th June, 1935 to 1937 | 11 |

II.—MENTAL HOSPITALS.

| | | |
|----|--|----|
| 8. | Admissions, Discharges, Deaths, etc., during 1936 | 11 |
| 9. | Cases treated, and Deaths, 1927 to 1936 | 12 |

III.—INFANT HEALTH CENTRES.

| | | |
|-----|--|----|
| 10. | Activities during Years ended 30th June, 1935 to 1937 | 12 |
|-----|--|----|

IV.—HOMES FOR THE AGED AND INFIRM.

| | | |
|-----|---|----|
| 11. | Admissions, Discharges, Deaths, etc., during 1936-37 | 13 |
|-----|---|----|

V.—ORPHANAGES AND GOVERNMENT RECEIVING DEPOT.

| | | |
|-----|---|----|
| 12. | Children in Orphanages on 30th June, 1936 and 1937 | 13 |
| 13. | State-supported Children—Admissions, Discharges, Deaths, etc., 1936-37 | 14 |
| 14. | Government Receiving Depot—Admissions, Discharges, Deaths, etc., 1936-37 | 14 |
| 15. | Street Trading by Children, Licenses in force on 30th June, 1935 to 1937 | 14 |

VI.—MISCELLANEOUS CHARITIES.

| | | |
|-----|---|----|
| 16. | No. of Natives supported by Institutions on 30th June, 1936 and 1937 | 15 |
| 17. | No. of Natives in Receipt of State Relief on 30th June, 1936 and 1937 | 15 |
| 18. | Net Expenditure of Department of Native Affairs, Years ended 30th June, 1936 and 1937... .. | 15 |
| 19. | Receipts, Payments, etc., of Institutions not under immediate control of Government | 16 |

PART IX.—HOSPITALS, CHARITABLE INSTITUTIONS, ETC.
I.—DEPARTMENTAL AND ASSISTED HOSPITALS.

No. 1.—Patients† treated in each Departmental Hospital during the Year ended 30th June, 1937.

| Hospital. | Cases Treated. | | | | | | | | | | Discharges and Deaths. | | | | | | Patients remaining on 30th June, 1937. | | Average daily number per resident. | Average number of persons res-tended. | | | | | | | | |
|---------------------------------------|-----------------------------------|-----|-------|-------|--------|--------------------------|--------|-------|--------|-----|------------------------|-------|--------|-------------|-----|--------|--|-----|------------------------------------|---------------------------------------|--------|-----|-----|-------|-----|-------|--------|-------|
| | Patients remain-ing from 1935-36. | | | | | Admitted during 1936-37. | | | | | Total. | | | Discharged. | | | Deceased. | | | | Total. | | | | | | | |
| | M. | F. | M. | F. | Total. | No. | M. | F. | Total. | No. | M. | F. | Total. | No. | M. | F. | Total. | No. | | | M. | F. | No. | M. | F. | No. | M. | F. |
| GENERAL DEPARTMENTAL HOSPITALS. | No. | No. | No. | No. | No. | No. | No. | No. | No. | No. | No. | No. | No. | No. | No. | No. | No. | No. | No. | No. | No. | No. | No. | No. | No. | No. | No. | |
| Albany ... | 10 | 13 | 301 | 270 | 311 | 283 | 594 | 276 | 259 | 24 | 15 | 300 | 274 | 11 | 9 | 25-95 | 15-94 | 4 | 103 | 61 | 9 | 1 | 108 | 62 | 4 | 5-92 | 12-78 | |
| Broome ... | 4 | 4 | 103 | 58 | 107 | 62 | 169 | 94 | 61 | 9 | 1 | 103 | 62 | 4 | 4 | 5-92 | 15-70 | 20 | 324 | 377 | 25 | 9 | 327 | 21 | 9 | 33-55 | 15-47 | |
| Bunbury * | 20 | 12 | 424 | 354 | 444 | 386 | 780 | 398 | 318 | 25 | 10 | 423 | 327 | 21 | 10 | 33-55 | 15-47 | 13 | 548 | 265 | 10 | 10 | 243 | 18 | 10 | 23-14 | 15-47 | |
| Buseilton ... | 13 | 8 | 248 | 377 | 261 | 289 | 548 | 289 | 177 | 7 | 3 | 184 | 92 | 7 | 6 | 10-24 | 12-94 | 4 | 187 | 89 | 7 | 3 | 184 | 7 | 6 | 10-24 | 12-94 | |
| Carmarvon ... | 4 | 1 | 157 | 97 | 191 | 98 | 289 | 177 | 89 | 7 | 3 | 184 | 92 | 7 | 6 | 10-24 | 12-94 | 11 | 449 | 282 | 13 | 2 | 435 | 25 | 10 | 32-03 | 15-46 | |
| Collie ... | 1 | 1 | 84 | 32 | 102 | 34 | 136 | 85 | 32 | 13 | 2 | 98 | 34 | 4 | 4 | 4-47 | 12-00 | 5 | 2 | 1 | ... | ... | ... | ... | ... | ... | ... | |
| Coogardie ... | 1 | 1 | 67 | 18 | 85 | 19 | 87 | 65 | 18 | 1 | ... | ... | ... | ... | ... | ... | ... | ... | 1 | 1 | ... | ... | ... | ... | ... | ... | ... | ... |
| Derby ... | 25 | 10 | 444 | 256 | 469 | 266 | 735 | 422 | 241 | 20 | 15 | 442 | 256 | 27 | 10 | 36-63 | 18-74 | 73 | 40 | 1,366 | 1,412 | 91 | 44 | 1,513 | 77 | 60 | 136-38 | 16-58 |
| Geraldton ... | 15 | 14 | 391 | 282 | 406 | 296 | 702 | 363 | 278 | 27 | 8 | 300 | 286 | 16 | 10 | 26-38 | 13-67 | 15 | 15 | 1,390 | 1,452 | 3 | ... | ... | ... | ... | ... | |
| Kalgoorlie ... | 7 | 4 | 179 | 132 | 186 | 156 | 342 | 178 | 149 | 1 | 1 | 179 | 150 | 7 | 6 | 11-53 | 12-31 | ... | ... | ... | ... | ... | ... | ... | ... | ... | ... | |
| Kasaring ... | ... | ... | ... | ... | ... | ... | ... | ... | ... | ... | ... | ... | ... | ... | ... | ... | ... | ... | ... | ... | ... | ... | ... | ... | ... | ... | ... | ... |
| King Edward Memorial | ... | ... | ... | ... | ... | ... | ... | ... | ... | ... | ... | ... | ... | ... | ... | ... | ... | ... | ... | ... | ... | ... | ... | ... | ... | ... | ... | ... |
| Margaret River | ... | ... | ... | ... | ... | ... | ... | ... | ... | ... | ... | ... | ... | ... | ... | ... | ... | ... | ... | ... | ... | ... | ... | ... | ... | ... | ... | ... |
| Menzies | 3 | ... | 161 | 35 | 164 | 35 | 199 | 155 | 34 | 2 | ... | ... | ... | ... | ... | ... | ... | ... | ... | ... | ... | ... | ... | ... | ... | ... | ... | ... |
| Merredin | 6 | ... | 264 | 290 | 266 | 266 | 532 | 251 | 245 | 6 | 6 | 13 | 257 | 7 | 1 | 4-23 | 7-76 | 2 | 12 | 174 | 173 | 8 | 251 | 12 | 13 | 16-97 | 11-64 | |
| Narrogin | 7 | 12 | 256 | 174 | 263 | 186 | 449 | 238 | 165 | 13 | 8 | 251 | 173 | 12 | 13 | 17-83 | 14-50 | 29 | 18 | 691 | 592 | 19 | 13 | 661 | 29 | 21 | 47-67 | 13-81 |
| Northam | ... | ... | ... | ... | ... | ... | ... | ... | ... | ... | ... | ... | ... | ... | ... | ... | ... | ... | ... | ... | ... | ... | ... | ... | ... | ... | ... | ... |
| Northcliffe | ... | ... | ... | ... | ... | ... | ... | ... | ... | ... | ... | ... | ... | ... | ... | ... | ... | ... | ... | ... | ... | ... | ... | ... | ... | ... | ... | ... |
| Onslow | 4 | ... | 62 | 18 | 66 | 19 | 85 | 62 | 19 | 2 | ... | ... | ... | ... | ... | ... | ... | ... | ... | ... | ... | ... | ... | ... | ... | ... | ... | ... |
| Port Hedland (d) | ... | ... | ... | ... | ... | ... | ... | ... | ... | ... | ... | ... | ... | ... | ... | ... | ... | ... | ... | ... | ... | ... | ... | ... | ... | ... | ... | ... |
| Robourne | ... | ... | ... | ... | ... | ... | ... | ... | ... | ... | ... | ... | ... | ... | ... | ... | ... | ... | ... | ... | ... | ... | ... | ... | ... | ... | ... | ... |
| Wagin | 4 | ... | 112 | 117 | 116 | 119 | 235 | 104 | 108 | 3 | 9 | 107 | 117 | 9 | 2 | 1-80 | 12-15 | ... | ... | ... | ... | ... | ... | ... | ... | ... | ... | |
| Wooroloo | 111 | 58 | 175 | 63 | 286 | 121 | 407 | 109 | 70 | 66 | 10 | 175 | 109 | 111 | 41 | 157-63 | 141-41 | ... | ... | ... | ... | ... | ... | ... | ... | ... | ... | |
| Wyndham | 8 | 1 | 111 | 32 | 119 | 33 | 152 | 109 | 31 | 3 | 1 | 112 | 32 | 7 | 1 | 4-36 | 10-46 | ... | ... | ... | ... | ... | ... | ... | ... | ... | ... | |
| York | 3 | 4 | 109 | 132 | 112 | 136 | 248 | 103 | 117 | 8 | 5 | 111 | 122 | 1 | 14 | 10-39 | 15-30 | ... | ... | ... | ... | ... | ... | ... | ... | ... | ... | |
| Total, General Departmental Hospitals | 362 | 293 | 6,380 | 6,233 | 6,742 | 6,526 | 13,268 | 5,969 | 6,033 | 361 | 184 | 6,330 | 6,217 | 412 | 309 | 677-59 | 18-64 | ... | ... | ... | ... | ... | ... | ... | ... | ... | ... | |
| LEASED DEPARTMENTAL HOSPITALS. | ... | ... | ... | ... | ... | ... | ... | ... | ... | ... | ... | ... | ... | ... | ... | ... | ... | ... | ... | ... | ... | ... | ... | ... | ... | ... | ... | ... |
| Denmark | 2 | 1 | 85 | 76 | 87 | 77 | 164 | 83 | 75 | 1 | 2 | 84 | 77 | 3 | ... | ... | ... | ... | ... | ... | ... | ... | ... | ... | ... | ... | ... | |
| Karrigale | ... | ... | ... | ... | ... | ... | ... | ... | ... | ... | ... | ... | ... | ... | ... | ... | ... | ... | ... | ... | ... | ... | ... | ... | ... | ... | ... | ... |
| Nornalup | ... | ... | ... | ... | ... | ... | ... | ... | ... | ... | ... | ... | ... | ... | ... | ... | ... | ... | ... | ... | ... | ... | ... | ... | ... | ... | ... | ... |
| Total, Leased Departmental Hos-pitals | 2 | 2 | 93 | 87 | 95 | 89 | 184 | 91 | 87 | 1 | 2 | 92 | 89 | 3 | ... | ... | ... | ... | ... | ... | ... | ... | ... | ... | ... | ... | ... | |
| GRAND TOTAL | 364 | 295 | 6,473 | 6,320 | 6,837 | 6,615 | 13,452 | 6,060 | 6,120 | 362 | 186 | 6,422 | 6,306 | 415 | 309 | 685-07 | 18-59 | ... | ... | ... | ... | ... | ... | ... | ... | ... | ... | |

* Includes Isolation Hospital.
† In-patients only; no particulars regarding Out-patients are available. In maternity cases mothers are included, but not children born. (d) Classified as "Leased Assisted" prior to 26th February, 1937.

PART IX.—HOSPITALS, CHARITABLE INSTITUTIONS, ETC.

| | | | | | | | | | | | | | | | | | | | |
|-----------------------------------|-----|--------|--------|--------|--------|--------|--------|--------|-----|-----|-----|-----|--------|--------|-----|-----|-----|----------|-------|
| Pemberton | ... | ... | ... | ... | 170 | 115 | 295 | 166 | 111 | 2 | ... | 209 | 108 | 111 | 2 | 233 | 4 | 8-05 | 11-08 |
| Perth* | 177 | 3,885 | 4,199 | 4,153 | 415 | 8,352 | 3,560 | 3,711 | 409 | 4 | 4 | 4 | 3,920 | 3,920 | 230 | 233 | 4 | 427-99 | 13-70 |
| Pingelly | 3 | 90 | 176 | 81 | 91 | 167 | 68 | 83 | 83 | 4 | 4 | 4 | 87 | 87 | 4 | 4 | 4 | 7-22 | 15-77 |
| Pinjara | 4 | 131 | 160 | 136 | 136 | 296 | 148 | 128 | 128 | 9 | 4 | 4 | 132 | 132 | 3 | 4 | 3 | 8-86 | 8-86 |
| Quairading | 1 | 84 | 90 | 87 | 87 | 177 | 86 | 88 | 88 | 2 | 2 | 1 | 84 | 84 | 2 | 3 | 3 | 3-98 | 8-21 |
| Savannah | ... | 12 | 12 | 9 | 9 | 21 | 21 | 12 | ... | ... | ... | ... | 9 | 9 | ... | ... | ... | 0-87 | 11-57 |
| Savannah | ... | 51 | 33 | 51 | 33 | 84 | 49 | 32 | ... | ... | ... | ... | 20 | 20 | 1 | 1 | 1 | 1-39 | 6-06 |
| Sandstone | ... | 20 | 20 | 14 | 14 | 34 | 19 | 14 | ... | ... | ... | ... | 14 | 14 | ... | ... | ... | 0-70 | 7-56 |
| Sandstone | 10 | 223 | 299 | 280 | 280 | 529 | 279 | 217 | 11 | 11 | 3 | 3 | 290 | 290 | 9 | 10 | 10 | 14-04 | 9-69 |
| Sandstone | ... | 75 | 75 | 62 | 62 | 138 | 73 | 59 | ... | ... | ... | ... | 60 | 60 | 1 | 2 | 2 | 6-49 | 17-16 |
| Sandstone | 2 | 88 | 108 | 89 | 89 | 197 | 101 | 85 | ... | ... | ... | ... | 86 | 86 | 3 | 3 | 3 | 5-03 | 9-32 |
| Sandstone | 1 | 25 | 28 | 23 | 23 | 56 | 24 | 20 | ... | ... | ... | ... | 25 | 25 | ... | ... | ... | 1-21 | 7-86 |
| Sandstone | 2 | 185 | 207 | 189 | 189 | 396 | 194 | 180 | ... | ... | ... | ... | 184 | 184 | 5 | 5 | 5 | 8-96 | 8-26 |
| Sandstone | ... | 23 | 23 | 3 | 3 | 26 | 22 | 8 | ... | ... | ... | ... | 8 | 8 | ... | ... | ... | 0-31 | 4-31 |
| Sandstone | ... | 108 | 78 | 108 | 78 | 186 | 72 | 102 | ... | ... | ... | ... | 103 | 103 | 4 | 4 | 4 | 6-09 | 11-96 |
| Sandstone | 18 | 451 | 565 | 457 | 457 | 1,022 | 536 | 436 | ... | ... | ... | ... | 440 | 440 | 19 | 17 | 17 | 30-21 | 10-79 |
| Sandstone | ... | 137 | 139 | 100 | 100 | 239 | 133 | 93 | ... | ... | ... | ... | 96 | 96 | 3 | 4 | 4 | 6-10 | 9-32 |
| Sandstone | 1 | 83 | 84 | 57 | 57 | 141 | 83 | 55 | ... | ... | ... | ... | 56 | 56 | 1 | 1 | 1 | 3-85 | 9-96 |
| Sandstone | 7 | 283 | 290 | 160 | 160 | 450 | 281 | 153 | ... | ... | ... | ... | 154 | 154 | 5 | 6 | 6 | 15-33 | 12-43 |
| Sandstone | 6 | 161 | 167 | 20 | 20 | 187 | 160 | 119 | ... | ... | ... | ... | 20 | 20 | 4 | ... | ... | 16-17 | 12-05 |
| Total, General Assisted Hospitals | 528 | 12,291 | 14,499 | 12,835 | 12,835 | 27,334 | 13,083 | 11,815 | 804 | 440 | 440 | 440 | 13,887 | 12,255 | 612 | 580 | 580 | 1,127-53 | 15-06 |
| LEASED ASSISTED HOSPITALS. | | | | | | | | | | | | | | | | | | | |
| Cunderdin | 1 | 54 | 53 | 56 | 56 | 109 | 52 | 53 | 1 | 1 | 1 | 1 | 53 | 54 | ... | 2 | ... | 2-30 | 7-71 |
| Hall's Creek | ... | 19 | 19 | 10 | 10 | 29 | 18 | 10 | ... | ... | ... | ... | 19 | 10 | ... | ... | ... | 0-85 | 10-65 |
| Koorua | ... | 61 | 61 | 42 | 42 | 103 | 60 | 42 | ... | ... | ... | ... | 61 | 42 | ... | ... | ... | 1-39 | 4-91 |
| Marble Bar | 1 | 77 | 78 | 14 | 14 | 92 | 74 | 14 | ... | ... | ... | ... | 77 | 14 | ... | ... | ... | 2-33 | 11-22 |
| Meekering | 1 | 31 | 32 | 20 | 20 | 52 | 32 | 20 | ... | ... | ... | ... | 32 | 20 | ... | ... | ... | 1-92 | 13-46 |
| Fort Hedland (d) | 4 | 56 | 60 | 22 | 22 | 82 | 56 | 22 | ... | ... | ... | ... | 60 | 22 | ... | ... | ... | 2-33 | 12-59 |
| Williams | 2 | 26 | 26 | 48 | 48 | 74 | 26 | 26 | ... | ... | ... | ... | 26 | 48 | ... | ... | ... | 1-85 | 9-14 |
| Total, Leased Assisted Hospitals | 7 | 322 | 329 | 212 | 212 | 541 | 318 | 207 | 10 | 10 | 3 | 3 | 328 | 210 | 1 | 2 | 2 | 13-96 | 9-42 |
| GRAND TOTAL | 535 | 14,293 | 14,828 | 12,467 | 13,047 | 27,875 | 13,401 | 12,022 | 814 | 443 | 443 | 443 | 14,215 | 12,465 | 613 | 582 | 582 | 1,141-48 | 14-43 |

* Includes Infectious Diseases Hospital. † Includes Isolation Hospital.
 † In-patients only; no particulars regarding Out-patients are available. In
 Maternity cases, mothers are included, but not children born.
 (a) Classed as "General Departmental" from 28th February, 1937.

I.—Departmental and Assisted Hospitals—*continued.*

C. 3.—Discharges and Deaths in each of the Departmental Hospitals of Western Australia during the Years 1932-33 to 1936-37.

| Hospital. | Year ended 30th June, 1933. | | Year ended 30th June, 1934. | | Year ended 30th June, 1935. | | Year ended 30th June, 1936. | | Year ended 30th June, 1937. | |
|---|-----------------------------|---------|-----------------------------|---------|-----------------------------|---------|-----------------------------|---------|-----------------------------|---------|
| | Discharges † | Deaths. | Discharges † | Deaths. | Discharges † | Deaths. | Discharges † | Deaths. | Discharges † | Deaths. |
| | No. | No. | No. | No. | No. | No. | No. | No. | No. | No. |
| Alban ... | 509 | 15 | 687 | 24 | 579 | 22 | 649 | 33 | 574 | 39 |
| Broome ... | 137 | 13 | 78 | 15 | 116 | 12 | 117 | 11 | 165 | 10 |
| Bunbury ... | 713 | 26 | 734 | 25 | 752 | 26 | 735 | 16 | 750 | 34 |
| Busselton ... | 478 | 8 | 476 | 9 | 393 | 14 | 482 | 14 | 518 | 20 |
| Carnarvon ... | 230 | 7 | 352 | 15 | 310 | 14 | 313 | 8 | 276 | 10 |
| Collie ... | 835 | 19 | 1,042 | 25 | 748 | 22 | 657 | 25 | 721 | 20 |
| Coolgardie ... | ... | ... | ... | ... | ... | ... | 59 | 3 | 132 | 15 |
| Denmark ... | 150 | 9 | 116 | 1 | 174 | 5 | 131 | 5 | 161 | 3 |
| Derby ... | 15 | ... | 18 | 1 | 55 | 4 | 69 | 2 | 85 | 2 |
| Geraldton ... | 1,419 | 46 | 1,689 | 37 | 1,057 | 43 | 776 | 33 | 698 | 35 |
| Kalgoorlie ... | 2,431 | 175 | 2,522 | 145 | 2,883 | 162 | 2,791 | 155 | 2,856 | 135 |
| Karridale ... | 30 | ... | 42 | 2 | 65 | 1 | 8 | ... | 1 | ... |
| Katanning ... | 715 | 22 | 790 | 34 | 648 | 23 | 638 | 28 | 676 | 35 |
| King Edward Memorial ... | 1,191 | 12 | 1,080 | 1 | 1,196 | 4 | 1,276 | 6 | 1,386 | 3 |
| Margaret River ... | 271 | 4 | 363 | 11 | 412 | 10 | 367 | 3 | 329 | 2 |
| Menzies ... | 12 | ... | 15 | ... | 42 | 1 | 205 | 5 | 191 | 2 |
| Merridin ... | 420 | 14 | 354 | 18 | 345 | 9 | 349 | 15 | 515 | 19 |
| Narrogin ... | 309 | 11 | 345 | 20 | 373 | 29 | 453 | 20 | 424 | 21 |
| Normalup (a) ... | 59 | ... | 86 | 1 | 52 | ... | 37 | 1 | 19 | ... |
| Northam ... | 1,122 | 38 | 1,504 | 40 | 1,150 | 47 | 1,174 | 33 | 1,210 | 32 |
| Northcliffe ... | 102 | 1 | 158 | 4 | 73 | 1 | 47 | ... | 28 | 1 |
| Onslow ... | 22 | 1 | 24 | 5 | 43 | 2 | 68 | 4 | 83 | 2 |
| Port Hedland (b) ... | 41 | 2 | 69 | 2 | 77 | 1 | 105 | 4 | 106 | 5 |
| Roebourne ... | 33 | 2 | 29 | 1 | 50 | 2 | 89 | 4 | 50 | 2 |
| Wagin ... | 183 | 16 | 302 | 8 | 232 | 10 | 213 | 14 | 224 | 12 |
| Wooroloo ... | 29 | 7 | 209 | 80 | 210 | 76 | 187 | 66 | 255 | 76 |
| Wyndham ... | 100 | 5 | 107 | 3 | 110 | 2 | 154 | 3 | 144 | 4 |
| York ... | 238 | 13 | 238 | 13 | 261 | 14 | 244 | 18 | 233 | 13 |
| Total, General Departmental Hospitals ... | 11,487 | 497 | 12,860 | 509 | 12,038 | 549 | 12,112 | 519 | 12,547 | 545 |
| Total, Leased Departmental Hospitals | 546 | 4 | 473 | 30 | 291 | 6 | 176 | 6 | 181 | 3 |
| GRAND TOTAL | 12,033 | 531 | 13,333 | 539 | 12,329 | 555 | 12,288 | 525 | 12,728 | 548 |

* Including Isolation Hospital.

† Including deaths.

(a) Classed as "Leased Assisted" prior to 1934-35.

(b) Classed as "Leased Assisted" prior to

28th February, 1937.

No. 4.—Discharges and Deaths in each of the Assisted Hospitals of Western Australia during the Years 1932-33 to 1936-37.

| Hospital. | Year ended 30th June, 1933. | | Year ended 30th June, 1934. | | Year ended 30th June, 1935. | | Year ended 30th June, 1936. | | Year ended 30th June, 1937. | |
|---------------------------------------|-----------------------------|---------|-----------------------------|---------|-----------------------------|---------|-----------------------------|---------|-----------------------------|---------|
| | Discharges. | Deaths. | Discharges. | Deaths. | Discharges. | Deaths. | Discharges. | Deaths. | Discharges. | Deaths. |
| | † | | † | | † | | † | | † | |
| Beverley ... | No. 268 | No. 6 | No. 259 | No. 11 | No. 247 | No. 15 | No. 230 | No. 3 | No. 259 | No. 9 |
| Boyup Brook ... | 93 | 7 | 114 | 3 | 205 | 8 | 116 | 4 | 105 | 3 |
| Bridgetown ... | 108 | 3 | 189 | 1 | 213 | 8 | 239 | 10 | 260 | 12 |
| Brookton ... | 81 | 5 | 109 | 4 | 174 | 5 | 84 | 3 | 220 | 5 |
| Bruce Rock ... | 164 | 1 | 207 | 5 | 259 | 6 | 289 | 6 | 177 | 4 |
| Children's (Perth)* ... | (a) 1,702 | (a) 69 | 2,645 | 89 | 2,897 | 107 | 3,381 | 125 | 3,332 | 146 |
| Corrigin... .. | 74 | 3 | 84 | 2 | 93 | 1 | 198 | 7 | 199 | 7 |
| Cue | 62 | 3 | 109 | 8 | 218 | 14 | 297 | 9 | 383 | 17 |
| Cunderdn ... | 107 | 2 | 159 | 1 | 155 | 5 | 141 | 5 | 107 | 2 |
| Dalwallinu ... | 410 | 8 | 298 | 2 | 361 | 9 | 332 | 8 | 371 | 8 |
| Dowerln ... | 144 | 3 | 170 | 4 | 173 | 2 | 161 | 1 | 188 | 4 |
| Dumbleyung ... | 115 | 3 | 107 | ... | 77 | 3 | 71 | 2 | 86 | 6 |
| Dwellingup ... | 244 | 2 | 230 | 4 | 226 | 3 | 316 | 2 | 303 | 3 |
| Esperance ... | 98 | 4 | 69 | ... | 96 | ... | 75 | 3 | 67 | 4 |
| Fremantle ... | 2,902 | 124 | 3,025 | 162 | 2,258 | 163 | 2,038 | 137 | 2,621 | 156 |
| Geraldton Maternity ... | ... | ... | ... | ... | 165 | ... | 154 | ... | 171 | ... |
| Gnowangerup ... | 197 | 2 | 382 | 4 | 282 | 4 | 224 | 2 | 179 | 3 |
| Goomalling ... | 273 | 9 | 263 | 4 | 201 | 5 | 221 | 4 | 154 | 6 |
| Greenbushes ... | 73 | 4 | 106 | 5 | 75 | 3 | 89 | 5 | 65 | 2 |
| Hall's Creek ... | 25 | ... | 29 | ... | 24 | 1 | 24 | 1 | 29 | 1 |
| Harvey ... | (c) 27 | (c) 2 | 362 | 8 | 352 | 4 | 452 | 11 | 473 | 4 |
| Home of Peace ... | 31 | 27 | 40 | 38 | 40 | 34 | 38 | 33 | 41 | 40 |
| Jarrahdale ... | 46 | 2 | 53 | 1 | 76 | ... | 100 | 3 | 104 | 1 |
| Kellerberrln ... | 253 | 2 | 309 | 10 | 326 | 12 | 288 | 12 | 297 | 8 |
| Kojonup ... | 132 | 4 | 140 | 8 | 151 | 4 | 166 | 10 | 192 | 11 |
| Kondlnu ... | 91 | 2 | 98 | 4 | 116 | 1 | 124 | 2 | 132 | 2 |
| Koorda ... | 87 | 2 | 124 | 1 | 140 | 4 | 92 | 3 | 103 | 1 |
| Kukerin ... | 10 | ... | 8 | ... | 11 | ... | 6 | ... | 5 | ... |
| Kununoppin ... | 190 | 4 | 230 | 4 | 238 | 1 | 213 | 6 | 212 | ... |
| Lake Grace ... | 204 | 5 | 234 | 4 | 203 | 2 | 155 | 3 | 190 | 1 |
| Laverton ... | 27 | 3 | 78 | 1 | 192 | 3 | 265 | 4 | 414 | 7 |
| Leonora ... | 249 | 12 | 301 | 16 | 291 | 14 | 322 | 17 | 380 | 12 |
| Marble Bar ... | 37 | 3 | 37 | 4 | 68 | 4 | 61 | 2 | 91 | 3 |
| Meckering ... | 52 | ... | 43 | ... | 59 | 2 | 72 | 1 | 52 | ... |
| Meekatharra ... | 217 | 5 | 195 | 7 | 265 | 10 | 298 | 11 | 273 | 8 |
| Moora ... | 184 | 4 | 246 | 4 | 226 | 6 | 243 | 4 | 225 | 6 |
| Morawa ... | 175 | 4 | 205 | 3 | 198 | 4 | 221 | 6 | 211 | 3 |
| Mornington ... | 8 | ... | ... | ... | 19 | ... | 61 | ... | 110 | ... |
| Mt. Barker ... | 148 | ... | 133 | 1 | 96 | 3 | 120 | 1 | 129 | 3 |
| Mt. Magnet ... | 96 | 5 | 168 | 4 | 173 | 4 | 243 | 8 | 249 | 6 |
| Mullewa ... | ... | ... | ... | ... | 145 | 4 | 195 | 3 | 213 | 9 |
| Nannup... .. | 124 | 3 | 149 | 4 | 135 | 10 | 130 | ... | 142 | 2 |
| Narembeen ... | 125 | 4 | 129 | 2 | 125 | 3 | 145 | 4 | 112 | 4 |
| Norseman ... | 91 | 1 | 140 | 3 | 232 | 4 | 278 | 8 | 370 | 6 |
| Northampton ... | 84 | 3 | 144 | 2 | 108 | 5 | 159 | 8 | 137 | 2 |
| Pemberton ... | 251 | 2 | 290 | 3 | 304 | 4 | 305 | 8 | 279 | 2 |
| Perth † ... | 7,351 | 483 | 7,425 | 511 | 7,396 | 650 | 7,385 | 693 | 7,889 | 618 |
| Pingelly ... | 29 | 2 | 45 | 3 | 38 | 2 | 109 | 4 | 159 | 8 |
| Pinjarra ... | 282 | 9 | 287 | 3 | 283 | 6 | 270 | 7 | 289 | 13 |
| Quairading ... | 131 | 3 | 139 | 6 | 157 | 7 | 161 | 6 | 172 | 3 |
| Ravensthorpe ... | 14 | ... | 31 | ... | 30 | ... | 36 | ... | 21 | ... |
| Reedy ... | ... | ... | ... | ... | ... | ... | ... | ... | 82 | 1 |
| Sandstone ... | 21 | 1 | 18 | ... | 15 | ... | 25 | 1 | 34 | 1 |
| Southern Cross ... | (d) 50 | (d) 4 | (d) 199 | (d) 7 | 394 | 10 | 499 | 12 | 510 | 14 |
| Tambellup ... | 83 | ... | 91 | 5 | 104 | 1 | 120 | 5 | 135 | 3 |
| Three Springs ... | 181 | 5 | 221 | 3 | 215 | 2 | 207 | 7 | 191 | 5 |
| Toodyay ... | 100 | 4 | 95 | 4 | 117 | 3 | 78 | 2 | 55 | 2 |
| Warren (Manjimup) ... | 180 | 9 | 303 | 7 | 264 | 7 | 260 | 6 | 385 | 11 |
| Westonia ... | 53 | 1 | 51 | ... | 25 | ... | 25 | 1 | 25 | ... |
| Wickepin ... | 128 | 3 | 132 | 3 | 169 | 4 | 201 | 12 | 177 | 3 |
| Williams ... | 56 | 2 | 44 | 1 | 51 | 1 | 39 | ... | 74 | 2 |
| Wiluna ... | 321 | 20 | 467 | 13 | 649 | 11 | 990 | 19 | 986 | 14 |
| Wongan Hills ... | 45 | 1 | 115 | 1 | 193 | 4 | 94 | 1 | 232 | 6 |
| Woodanilling ... | 24 | ... | 28 | ... | 10 | ... | 9 | ... | ... | ... |
| Wyalkatchem ... | 128 | 3 | 131 | 2 | 162 | 1 | 160 | 5 | 139 | 1 |
| Yarloop... .. | 487 | 6 | 624 | 4 | 436 | 13 | 440 | 15 | 439 | 5 |
| Youanmi ... | (b) | (b) | (b) | (b) | (b) | (b) | 38 | ... | 183 | 4 |
| Total, General Assisted Hospitals ... | 19,157 | 897 | 22,176 | 1,000 | 22,851 | 1,207 | 24,081 | 1,285 | 26,142 | 1,244 |
| Total, Leased Assisted Hospitals ... | 636 | 14 | 836 | 15 | 622 | 20 | 652 | 20 | 538 | 13 |
| GRAND TOTAL ... | 19,793 | 911 | 23,012 | 1,015 | 23,473 | 1,227 | 24,683 | 1,305 | 26,680 | 1,257 |

* Including Isolation Hospital.

† Including Infectious Diseases Hospital.

‡ Including deaths.

(a) For nine months only.

(b) Closed during period.

(c) For seven months only.

(d) For

the year 1932-33, and for five months of 1933-34, hospital classed as "Leased Departmental."

I.—Departmental and Assisted Hospitals—continued.

No. 5.—Receipts and Payments of General Departmental Hospitals for the Year ended 30th June, 1937.

| Hospital. | Receipts. | | Payments. | Cost per Patient per Day. | Hospital. | Receipts. | | Payments. | Cost per Patient per Day. |
|--------------------------|-----------|------------|-----------|----------------------------------|-----------------------|---------------|----------------|----------------|---------------------------------------|
| | Fees. | All other. | | | | Fees. | All other. | | |
| | £ | £ | £ | s. d. | | £ | £ | £ | s. d. |
| Albany ... | 1,960 | 4,875 | 6,855 | 10 0 ¹ / ₂ | Merredin ... | 1,399 | 3,199 | 4,598 | 10 8 ¹ / ₂ |
| Broome ... | 308 | 1,660 | 1,968 | 17 9 ¹ / ₂ | Narrogin ... | 1,338 | 1,987 | 3,325 | 10 2 ¹ / ₂ |
| Bunbury ... | 1,503 | 4,532 | 6,035 | 9 6 ¹ / ₂ | Northam ... | 3,510 | 5,453 | 8,963 | 9 11 ¹ / ₂ |
| Busselton ... | 1,673 | 3,285 | 4,958 | 11 8 ¹ / ₂ | Northcliffe ... | 64 | 564 | 608 | 46 9 ¹ / ₂ |
| Carnarvon ... | 938 | 1,831 | 2,769 | 14 9 ¹ / ₂ | Onslow ... | 332 | 1,001 | 1,333 | 16 11 ¹ / ₂ |
| Collie ... | 2,266 | 2,906 | 5,172 | 8 9 ¹ / ₂ | Port Hedland ... | 42 | 190 | 232 | 6 11 |
| Coolgardie ... | 471 | 1,502 | 1,973 | 14 8 ¹ / ₂ | Roebourne ... | 171 | 1,432 | 1,603 | 32 6 ¹ / ₂ |
| Derby ... | 237 | 914 | 1,151 | 31 7 ¹ / ₂ | Wagin ... | 873 | 809 | 1,682 | 12 6 |
| Geraldton ... | 2,401 | 5,447 | 7,848 | 11 3 ¹ / ₂ | Wooroloo ... | 7,702 | 16,888 | 24,590 | 8 6 ¹ / ₂ |
| Kalgoorlie ... | 8,468 | 19,973 | 28,441 | 8 7 ¹ / ₂ | Wyndham ... | 393 | 1,354 | 1,747 | 21 0 ¹ / ₂ |
| Katanning ... | 2,408 | 2,785 | 5,193 | 10 4 ¹ / ₂ | York ... | 781 | 1,500 | 2,371 | 12 0 |
| King Edward Memorial ... | 5,473 | 6,285 | 11,758 | 12 1 | Total, 1936-37 | 46,098 | †93,968 | 140,066 | †10 3 |
| Margaret River ... | 662 | 2,409 | 3,071 | 12 1 ¹ / ₂ | Total 1935-36 | 38,807 | 101,320 | 140,127 | †10 3¹/₂ |
| Menzies ... | 725 | 1,117 | 1,842 | 21 3 | | | | | |

† £88,477 of this amount was from Government Funds, including the Hospital Trust Fund. The corresponding figure for 1935-36 was £88,316. ‡ Weighted average for all General Departmental Hospitals.

NOTE.—Particulars of Receipts and Payments of LEASED Departmental Hospitals are not available. These were subsidised from the Hospital Trust Fund to the extent of £929 during 1936-37 and £1,181 during 1935-36.

No. 6.—Receipts and Payments of General Assisted Hospitals for the Year ended 30th June, 1937.

| Hospital. | Receipts. | | Payments. | Cost per Patient per Day. | Hospital. | Receipts. | | Payments. | Cost per Patient per Day. |
|-------------------------|-----------|------------|-----------|-----------------------------------|-----------------------|---------------|-----------------|----------------|---------------------------------------|
| | Fees. | All other. | | | | Fees. | All other. | | |
| | £ | £ | £ | s. d. | | £ | £ | £ | s. d. |
| Beverley ... | 1,321 | 774 | 1,925 | 12 8 ¹ / ₂ | Morawa ... | 983 | 471 | 1,467 | 11 9 |
| Boypap Brook ... | 430 | 538 | 972 | 17 3 ¹ / ₂ | Mornington ... | 75 | 849 | 949 | 33 11 ¹ / ₂ |
| Bridgetown ... | 1,107 | 801 | 1,896 | 9 2 | Mt. Barker ... | 502 | 4,228 | 4,668 | 11 11 ¹ / ₂ |
| Brookton ... | 437 | 1,084 | 1,429 | 8 11 ¹ / ₂ | Mt. Magnet ... | 699 | 2,086 | 2,194 | 18 1 |
| Bruce Rock ... | 683 | 664 | 1,270 | 16 7 ¹ / ₂ | Mullewa ... | 1,168 | 652 | 1,935 | 8 10 ¹ / ₂ |
| Children's (Perth)† | 5,582 | 27,887 | 32,000 | 10 4 ¹ / ₂ | Nannup ... | 288 | 948 | 1,230 | 16 0 |
| Corrigin ... | 710 | 3,012 | 3,792 | 13 3 ¹ / ₂ | Narembeen ... | 509 | 1,187 | 1,704 | 17 7 ¹ / ₂ |
| Cue and Reedy...† | 691 | 3,517 | 4,185 | 17 1 ¹ / ₂ | Norseman ... | 1,045 | 7,287 | 6,286 | 13 8 ¹ / ₂ |
| Dalwallinu ... | 1,900 | 4,098 | 5,752 | 12 1 ¹ / ₂ | Northampton ... | 419 | 1,085 | 1,480 | 14 6 ¹ / ₂ |
| Dowerin ... | 852 | 619 | 1,425 | 12 10 ¹ / ₂ | Pemberton ... | 782 | 1,183 | 1,925 | 10 9 ¹ / ₂ |
| Dumbleyung ... | 406 | 773 | 1,196 | 12 7 | Perth* ... | 30,915 | 64,045 | 96,249 | 11 9 |
| Dwellingup ... | 1,243 | 1,042 | 2,229 | 12 0 ¹ / ₂ | Pingelly ... | 537 | 755 | 1,259 | 8 3 ¹ / ₂ |
| Esperance ... | 331 | 1,135 | 1,445 | 24 5 ¹ / ₂ | Pinjarra ... | 985 | 769 | 1,700 | 11 11 |
| Fremantle ... | 5,678 | 20,509 | 25,841 | 10 9 ¹ / ₂ | Quairading ... | 651 | 1,377 | 1,671 | 14 9 ¹ / ₂ |
| Geraldton Maternity ... | 1,138 | 544 | 1,643 | 10 3 | Ravensthorpe ... | 119 | 291 | 400 | 32 0 ¹ / ₂ |
| Gnowangerup ... | 1,225 | 440 | 1,565 | 13 0 ¹ / ₂ | Sandstone ... | 130 | 422 | 701 | 38 1 ¹ / ₂ |
| Goomalling ... | 451 | 861 | 1,450 | 17 4 | Southern Cross ... | 1,369 | 3,354 | 5,302 | 17 5 |
| Greenbushes ... | 203 | 478 | 696 | 14 1 ¹ / ₂ | Tambellup ... | 729 | 532 | 1,385 | 10 2 ¹ / ₂ |
| Harvey ... | 1,066 | 1,621 | 2,566 | 12 9 ¹ / ₂ | Three Springs ... | 650 | 1,603 | 2,129 | 16 8 ¹ / ₂ |
| Home of Peace ... | 1,512 | 9,945 | 14,039 | 4 5 ¹ / ₂ | Toodvay ... | 137 | 496 | 600 | 27 3 ¹ / ₂ |
| Jarrahdale ... | 333 | 828 | 1,458 | 20 9 | Warren ... | 951 | 948 | 1,888 | 11 0 ¹ / ₂ |
| Kellerberrin ... | 1,519 | 1,282 | 2,792 | 12 7 | Westonia ... | 59 | 631 | 635 | 79 7 ¹ / ₂ |
| Kojonup ... | 1,252 | 394 | 1,551 | 10 0 | Wickepin ... | 759 | 1,527 | 1,849 | 11 1 ¹ / ₂ |
| Kondinin ... | 751 | 1,387 | 2,269 | 18 10 ¹ / ₂ | Wiluna ... | 2,613 | 9,976 | 13,146 | 20 0 ¹ / ₂ |
| Kukerin ... | 47 | 149 | 211 | 86 1 ¹ / ₂ | Wongan Hills ... | 743 | 914 | 1,768 | 14 1 ¹ / ₂ |
| Kununoppin ... | 693 | 929 | 1,880 | 11 9 | Wyalkatchem ... | 594 | 756 | 1,329 | 17 9 |
| Lake Grace ... | 461 | 660 | 1,128 | 9 6 ¹ / ₂ | Yarloop ... | 1,110 | 2,652 | 3,705 | 13 1 ¹ / ₂ |
| Laverton ... | 899 | 3,738 | 4,664 | 17 4 ¹ / ₂ | Youanmi ... | 739 | 2,876 | 3,426 | 16 1 ¹ / ₂ |
| Leonora ... | 854 | 3,251 | 4,381 | 21 8 ¹ / ₂ | Total, 1936-37 | 85,722 | ‡210,281 | 295,471 | †12 1 |
| Meekeatharra ... | 642 | 2,343 | 2,868 | 21 9 ¹ / ₂ | Total, 1935-36 | 72,403 | 190,931 | 256,230 | †11 0¹/₂ |
| Moora ... | 1,045 | 1,138 | 1,964 | 11 2 | | | | | |

* Includes Infectious Diseases Hospital. † Includes Isolation Hospital. ‡ Weighted average for all General Assisted Hospitals. § Includes £139,392 from the Hospital Trust Fund and £3,404 from Local Governing Authorities. The corresponding figures for 1935-36 were £129,330 and £2,377 respectively.

NOTE.—Particulars of Receipts and Payments of LEASED Assisted Hospitals are not available. These were subsidised from the Hospital Trust Fund to the extent of £2,124 during 1936-37. The corresponding figure for 1935-36 was £1,891.

No. 7.—Summary of the Operations of all Government and Government Assisted Hospitals for the Years ended 30th June, 1935 to 1937.

| | 1934-35. | 1935-36. | 1936-37. |
|---|----------|----------|----------|
| Hospitals at end of year— | No. | No. | No. |
| Under direct Government control | 24 | 24 | 25 |
| Other | 69 | 70 | 68 |
| Medical Staff— | | | |
| Honorary | 135 | 130 | 131 |
| Salaried | 23 | 27 | 29 |
| Nursing Staff | 752 | 886 | 1,023 |
| Beds and Cots for Patients | 2,911 | 3,260 | 3,314 |
| In-patients (a)— | | | |
| Resident at beginning of year— | | | |
| Males | 921 | 967 | 899 |
| Females... .. | 723 | 733 | 875 |
| Admissions during year— | | | |
| Males | 18,939 | 19,509 | 20,766 |
| Females... .. | 16,919 | 17,536 | 18,787 |
| Discharges— | | | |
| Males | 17,705 | 18,379 | 19,461 |
| Females... .. | 16,315 | 16,762 | 18,142 |
| Deaths— | | | |
| Males | 1,188 | 1,198 | 1,176 |
| Females... .. | 594 | 632 | 629 |
| Resident at end of year— | | | |
| Males | 967 | 899 | 1,028 |
| Females... .. | 733 | 875 | 891 |
| Total | 1,700 | 1,774 | 1,919 |
| Average daily number Resident (Patients) | 1,861.86 | 1,748.86 | 1,826.56 |
| Receipts— | £ | £ | £ |
| From Government Funds (including Hospital Trust Fund) | 190,239 | 227,810 | 265,385 |
| Local Government Aid | 331 | 5,377 | 3,524 |
| Public Subscriptions, Legacies, etc. | 24,554 | 40,849 | 34,927 |
| Fees | 102,479 | 111,210 | 131,819 |
| Other | 25,807 | 28,727 | 40,976 |
| Total | 343,410 | 413,973 | 476,631 |
| Payments— | | | |
| Salaries and Wages | 146,009 | 171,165 | 203,106 |
| Maintenance of Buildings and Grounds | 7,044 | 15,309 | 6,512 |
| Other Maintenance | 141,285 | 157,338 | 173,702 |
| Capital Expenditure | 38,853 | 59,647 | 87,391 |
| Total | 333,191 | 403,459 | 470,711 |

(a) Particulars regarding Out-patients are not available.

II.—MENTAL HOSPITALS.

The following particulars refer only to patients certified as insane. Other patients in the care of the Mental Hospitals Department were, on the 31st December, 1936 :—Males 66, females 33—Total 99 ; of whom 88 were in Heathcote Reception Home.

No. 8.—Admissions, Discharges, Deaths, etc., during 1936.

| Sex. | Admissions. | | | | Discharged, Deceased, etc., during the Year. | | | | | | | Patients remaining on 31st December, 1936.* |
|-------------|------------------------------|--------------|---------------------------------------|--------|--|-----------|---------------|----------|-------------|------------|--------|---|
| | Patients remaining from 1935 | Re-admitted. | Patients admitted for the first time. | Total. | Patients recovered. | Relieved. | Not Improved. | Deceased | Not Insane. | Absconded. | Total. | |
| Males ... | 911 | 8 | 111 | 1,030 | 13 | 15 | 5 | 71 | ... | 1 | 105 | 925 |
| Females ... | 530 | 12 | 76 | 618 | 13 | 14 | 1 | 27 | ... | ... | 55 | 563 |
| Total | 1,441 | 20 | 187 | 1,648 | 26 | 29 | 6 | 98 | ... | 1 | 160 | 1,488 |

* Inclusive of patients out on trial—19 Males, 18 Females.

II.—MENTAL HOSPITALS—continued.

No. 9.—Cases treated and Deaths, 1927 to 1936.

| Year. | Males. | | Females. | | Total. | |
|-------|-----------------|---------|-----------------|---------|-----------------|---------|
| | *Cases treated. | Deaths. | *Cases treated. | Deaths. | *Cases treated. | Deaths. |
| 1927 | 920 | 46 | 466 | 34 | 1,373 | 80 |
| 1928 | 917 | 50 | 464 | 20 | 1,381 | 70 |
| 1929 | 939 | 49 | 443 | 18 | 1,382 | 67 |
| 1930 | 947 | 57 | 465 | 45 | 1,412 | 102 |
| 1931 | 946 | 55 | 466 | 22 | 1,412 | 77 |
| 1932 | 952 | 49 | 498 | 29 | 1,450 | 78 |
| 1933 | 988 | 56 | 512 | 31 | 1,500 | 87 |
| 1934 | 977 | 56 | 526 | 31 | 1,503 | 87 |
| 1935 | 997 | 60 | 556 | 15 | 1,553 | 75 |
| 1936 | 1,022 | 71 | 606 | 27 | 1,628 | 98 |

* Exclusive of transferred patients and re-admissions, but inclusive of patients out on trial.

III.—INFANT HEALTH CENTRES.

No. 10.—Activities of Infant Health Centres and Correspondence Nurse Scheme for the Years ended 30th June, 1935 to 1937.

| | 1934-35. | 1935-36. | 1936-37. |
|---|----------|----------|----------|
| INFANT HEALTH CENTRES— | No. | No. | No. |
| Centres | 23 | 23 | 23 |
| Attendances of Infants | 60,808 | 86,244 | 91,263 |
| Visits to Households | 13,014 | 17,698 | 19,426 |
| Individual Infants dealt with | 7,323 | 7,910 | 9,461 |
| CORRESPONDENCE NURSE SCHEME (not included above)— | | | |
| Mothers on roll | 1,773 | 1,644 | 1,856 |
| Expectant Mothers on roll | 549 | 353 | 344 |
| Letters received | 4,656 | 5,241 | 5,020 |
| Letters despatched | 4,964 | 5,453 | 5,292 |
| RECEIPTS AND PAYMENTS— | | | |
| Receipts : | £ | £ | £ |
| Government Aid | 2,059 | 2,571 | 2,674 |
| Local Government Aid | 1,583 | 1,585 | 1,460 |
| Public Subscriptions, Legacies, etc. | 4,433 | 2,167 | 4,551 |
| Other | 681 | 522 | 292 |
| Total | 8,756 | 6,845 | 8,977 |
| Payments : | | | |
| Salaries and Wages | 5,133 | 5,553 | 5,795 |
| Maintenance of Buildings and Grounds | 76 | 124 | 110 |
| Other Maintenance | 1,029 | 933 | 976 |
| Capital Expenditure | 2,306 | 92 | 1,427 |
| Total | 8,544 | 6,702 | 8,308 |

IV.—STATE HOMES FOR THE AGED AND INFIRM.

No. 11.—Admissions, Discharges, Deaths, etc., during year ended 30th June, 1937.

| Home. | Inmates remaining from 1935-36. | Admissions and Re-admissions, 1936-37. | Total | Discharges and Deaths. | | | Inmates, 30-6-37. |
|---|---------------------------------|--|-------|------------------------|-----------|--------|-------------------|
| | | | | Discharged. | Deceased. | Total. | |
| Home for Aged and Infirm Men, Claremont | 517 | 300 | 817 | 168 | 108 | 276 | 541 |
| Women's Home, Fremantle | 68 | 32 | 100 | 15 | 14 | 29 | 71 |
| Total | 585 | 332 | 917 | 183 | 122 | 305 | 612 |

V.—ORPHANAGES AND GOVERNMENT RECEIVING DEPOT.

No. 12.—Orphanages in Receipt of Government Aid, Number of Children on 30th June, 1936 and 1937.

| Institution. (a) | No. on 30th June, 1936. | | | No. on 30th June, 1937. | | |
|--|----------------------------|-----------------------------|--------------|----------------------------|-----------------------------|--------------|
| | Subsidised by Government.* | Supported by Private Means. | Total. | Subsidised by Government.* | Supported by Private Means. | Total. |
| Anglican— | | | | | | |
| Swan (O.) Boys | 71 | 28 | 99 | 76 | 20 | 96 |
| Perth (O.) Girls | 44 | 27 | 71 | 49 | 18 | 67 |
| Do. Boys | | | | 5 | 6 | 11 |
| Parkerville (O.) Boys | 14 | 40 | 54 | 13 | 39 | 52 |
| Do. Girls | 10 | 49 | 59 | 8 | 54 | 62 |
| Total | 139 | 144 | 283 | 151 | 137 | 288 |
| Methodist— | | | | | | |
| Methodist Children's Home (O.) Boys | 6 | 8 | 14 | 4 | 11 | 15 |
| Do. do. do. Girls | 10 | 23 | 33 | 8 | 25 | 33 |
| Werribee Farm School ... Boys | 19 | 9 | 28 | 16 | 11 | 27 |
| Total | 35 | 40 | 75 | 28 | 47 | 75 |
| Roman Catholic— | | | | | | |
| Clontarf, Canning (O.) ... Boys | 60 | 44 | 104 | 72 | 47 | 119 |
| St. Joseph's (O.) Girls | 56 | 144 | 200 | 61 | 125 | 186 |
| Home of the Good Shepherd (I.S.) Girls | 14 | 17 | 31 | 15 | 13 | 28 |
| Foundling Home Boys | 34 | 32 | 66 | 23 | 34 | 57 |
| Do. Girls | 35 | 20 | 55 | 33 | 20 | 53 |
| Castledare (O.) Boys | 27 | 16 | 43 | 26 | 16 | 42 |
| Total | 226 | 273 | 499 | 230 | 255 | 485 |
| Salvation Army— | | | | | | |
| Seaforth Boys', Gosnells (B.S.), (O.), and (I.S.) ... Boys | 46 | 35 | 81 | 58 | 44 | 102 |
| Seaforth Girls', Gosnells (I.S.) Girls | 17 | 2 | 19 | 13 | 2 | 15 |
| West Subiaco (O.) Boys | 64 | 25 | 89 | 59 | 28 | 87 |
| Cottesloe Beach (O.) ... Girls | 58 | 35 | 93 | 42 | 109 | 151 |
| Total | 185 | 97 | 282 | 172 | 183 | 355 |
| Fairbridge Farm School | | | | | | |
| Do. do. ... Boys | 166 | 61 | 227 | 164 | 72 | 236 |
| Do. do. ... Girls | 95 | 34 | 129 | 55 | 44 | 99 |
| Total | 261 | 95 | 356 | 219 | 116 | 335 |
| GRAND TOTAL | 846 | 649 | 1,495 | 800 | 738 | 1,538 |

(a) Orphanages are indicated by the letter "O."; Industrial Schools by the letters "I.S."; Schools for Backward Boys by the letters "B.S." * State Children.

V.—Orphanages and Government Receiving Depot—continued.

No. 13.—*State-supported Children—Admissions, Discharges, etc., for year ended 30th June, 1937.

| Institution. | Admissions. | | | | Discharges, Deaths, Etc. | | | | | | | | Inmates, 30th June, 1937. | | Total. |
|---|---------------------------|-----|-----------------------|-----|--------------------------------|-----|-----------|-----|-------------------------------|-----|------------------------------------|-----|---------------------------|-----|--------|
| | Inmates, 30th June, 1936. | | Admitted during year. | | Removed to other Institutions. | | Deceased. | | Sent to Service, or absconded | | Removed by friends, or discharged. | | | | |
| | M. | F. | M. | F. | M. | F. | M. | F. | M. | F. | M. | F. | M. | F. | |
| Government Receiving Depot | 17 | 24 | 377 | 247 | 198 | 102 | ... | ... | 3 | 35 | 181 | 116 | 12 | 18 | 30 |
| Anglican— | | | | | | | | | | | | | | | |
| Perth Girls' Orphanage ... | ... | 44 | 0 | 39 | 1 | 3 | ... | ... | ... | 1 | 3 | 30 | 5 | 49 | 54 |
| Swan Boys' Orphanage ... | 71 | ... | 60 | ... | 3 | ... | 1 | ... | 1 | ... | 50 | ... | 76 | ... | 76 |
| Parkerville Children's Home | 14 | 10 | 1 | 3 | ... | ... | ... | ... | ... | ... | 2 | 5 | 13 | 8 | 21 |
| Total ... | 85 | 54 | 70 | 42 | 4 | 3 | 1 | ... | 1 | 1 | 55 | 35 | 94 | 57 | 151 |
| Methodist— | | | | | | | | | | | | | | | |
| Werrabee Farm School ... | 19 | ... | 4 | ... | ... | ... | ... | ... | 2 | ... | 5 | ... | 16 | ... | 16 |
| Methodist Children's Home... | 6 | 10 | 1 | 2 | 1 | ... | ... | ... | ... | ... | 2 | 4 | 4 | 8 | 12 |
| Total ... | 25 | 10 | 5 | 2 | 1 | ... | ... | ... | 2 | ... | 7 | 4 | 20 | 8 | 28 |
| Roman Catholic— | | | | | | | | | | | | | | | |
| St. Vincent's Foundling Home | 34 | 35 | 12 | 4 | 19 | ... | 1 | 1 | ... | ... | 3 | 5 | 23 | 33 | 56 |
| St. Joseph's Orphanage ... | ... | 56 | ... | 22 | ... | ... | ... | ... | ... | ... | ... | 17 | ... | 61 | 61 |
| Home of Good Shepherd Industrial School for Girls ... | ... | 14 | ... | 15 | ... | 1 | ... | ... | 6 | ... | 7 | ... | ... | 15 | 15 |
| Clontarf Boys' Orphanage ... | 60 | ... | 44 | ... | ... | ... | ... | ... | 2 | ... | 30 | ... | 72 | ... | 72 |
| Castledare School ... | 27 | ... | 24 | ... | 21 | ... | ... | ... | ... | ... | 4 | ... | 26 | ... | 26 |
| Total ... | 121 | 105 | 80 | 41 | 40 | 1 | 1 | 1 | 2 | 6 | 37 | 29 | 121 | 109 | 230 |
| Salvation Army— | | | | | | | | | | | | | | | |
| Seaforth Boys', Gosnells— | | | | | | | | | | | | | | | |
| General ... | 11 | ... | 30 | ... | 6 | ... | ... | ... | 10 | ... | 13 | ... | 12 | ... | 12 |
| Backward ... | 18 | ... | 22 | ... | 4 | ... | ... | ... | 5 | ... | 14 | ... | 17 | ... | 17 |
| Industrial ... | 17 | ... | 60 | ... | 2 | ... | ... | ... | 40 | ... | 6 | ... | 29 | ... | 29 |
| Boys' Orphanage, W. Sublaco | 64 | ... | 38 | ... | 4 | ... | ... | ... | 3 | ... | 36 | ... | 50 | ... | 59 |
| Seaforth Girls' Industrial School, Gosnells | ... | 17 | ... | 18 | ... | 2 | ... | ... | ... | 11 | ... | 9 | ... | 13 | 13 |
| Girls' Orphanage, Cott'loe Bch. | ... | 58 | ... | 17 | ... | ... | ... | ... | 1 | ... | 32 | ... | 42 | ... | 42 |
| Total ... | 110 | 75 | 150 | 35 | 16 | 2 | ... | ... | 58 | 12 | 69 | 41 | 117 | 55 | 172 |
| Fairbridge Farm School ... | 166 | 95 | 24 | 7 | ... | ... | ... | ... | ... | ... | 26 | 47 | 164 | 55 | 219 |
| GRAND TOTAL ... | 524 | 363 | 706 | 374 | 259 | 108 | 2 | 1 | 66 | 54 | 375 | 272 | 528 | 302 | 830 |

* In addition there were 377 children boarded out with own Mothers or Foster Mothers under State Inspectors.

No. 14.—Government Receiving Depot at Mt. Lawley—Admissions, Discharges, Deaths, etc., for year ended 30th June, 1937.

| | Inmates remaining from 30th June, 1936. | Admitted during Year. | Removed by friends, Discharged or sent to Service or Institutions. | Deceased. | Absconded. | Inmates, 30th June, 1937. |
|-----------|---|-----------------------|--|-----------|------------|---------------------------|
| Boys ... | 17 | 377 | 380 | ... | 2 | 12 |
| Girls ... | 24 | 247 | 242 | ... | 11 | 18 |
| Total ... | 41 | 624 | 622 | ... | 13 | 30 |

No. 15.—Street Trading by Children—Licenses in force on 30th June, 1935 to 1937.

| | 1935. | 1936. | 1937. |
|--|-------|-------|-------|
| Boys not exempt from School ... | 145 | 184 | 118 |
| Boys exempt from School, over 14 years ... | 94 | 81 | 57 |
| Total ... | 239 | 245 | 175 |

VI.—MISCELLANEOUS CHARITIES.

No. 16.—No. of Natives returned as being supported by Institutions on 30th June, 1936 and 1937.

| Institution. | 1936. | 1937. |
|-------------------------------|-------|-------|
| | No. | No. |
| Beagle Bay Mission | 226 | 220 |
| Drysdale River Mission | 105 | 105 |
| Forrest River Mission | 92 | 90 |
| Kunmunya Mission | 78 | 59 |
| Lombadina Mission | 108 | 125 |
| Mount Margaret Mission | 130 | 160 |
| New Norcia Mission | 118 | 75 |
| Warburton Range Mission | 42 | 40 |
| Wotulium Mission | 60 | 60 |
| Total | 899 | 934 |

No. 17.—No. of Natives in receipt of State Relief on 30th June, 1936 and 1937.

| Division. | 1936. | 1937. |
|-----------------------------|-------|-------|
| | No. | No. |
| Metropolitan | 29 | 41 |
| Northern Agricultural | 365 | 386 |
| South-Western | 596 | 510 |
| Eastern Goldfields | 179 | 143 |
| Northern Goldfields | 275 | 347 |
| North Western | 40 | 80 |
| Northern | 673 | 641 |
| Total | 2,157 | 2,148 |

No. 18.—Net Expenditure of Department of Native Affairs during Years ended 30th June, 1936 and 1937.

| Particulars. | 1935-36. | 1936-37. |
|---|----------|----------|
| | £ | £ |
| Salaries (Departmental) | 3,974 | 4,868 |
| Travelling and Transport | 2,094 | 2,558 |
| General Relief to Natives | 9,475 | 11,072 |
| Native Cattle Stations | 2,117 | 1,588 |
| Moore River Native Settlement | 5,738 | 6,948 |
| Native Hospitals | 2,028 | 3,113 |
| Grants to Missions and Institutions | 774 | 1,449 |
| Total | 26,200 | 31,596 |

VI.—MISCELLANEOUS CHARITIES—continued.
 No. 19.—Receipts, Payments, etc., of Institutions not under immediate Control of Government.

| Institutions. | 1932-33. | | 1933-34. | | 1934-35. | | 1935-36. | | 1936-37. | | Inmates at end of Year. |
|---|-----------|-----------|-----------|-----------|-----------|-----------|-----------|-----------|-----------|-----------|-------------------------|
| | Receipts. | Payments. | Receipts. | Payments. | Receipts. | Payments. | Receipts. | Payments. | Receipts. | Payments. | |
| | £ | 8 | £ | 12 | £ | 3 | £ | 5 | £ | 3 | |
| Albany Sailors' Rest | 1,093 | 917 | 873 | 980 | 641 | 763 | 752 | 584 | 814 | 5 | No. |
| Alexandra Home | (a) | (a) | 1,493 | 2,284 | 1,355 | 1,467 | 1,597 | 2,291 | 3,249 | 15 | 15 |
| Braille Society | 201 | 201 | 130 | 192 | 197 | 275 | 275 | 275 | 3,904 | 34 | 34 |
| Bunbury Seaman's Institute | 503 | 800 | 743 | 756 | 1,663 | 1,663 | 1,663 | 1,663 | 1,668 | 42 | 42 |
| Children's Protection Society | 2,587 | 2,379 | 2,464 | 2,541 | 2,602 | 2,768 | 3,206 | 3,107 | 2,698 | (b) | 119 |
| Clontarf Orphanage | 5,229 | 4,830 | 3,753 | 3,854 | 4,198 | 4,605 | 3,384 | 3,384 | 2,750 | (c) | 335 |
| Eastern Goldfields Fresh Air League | 117 | 117 | 352 | 492 | 1,605 | 1,605 | 869 | 869 | 4,514 | | |
| Fairbridge Farm School | 20,903 | 17,972 | 15,854 | 13,669 | 13,547 | 18,276 | 20,400 | 17,954 | 16,408 | | |
| Fremantle Mission to Seamen | 845 | 855 | 941 | 1,092 | 1,082 | 948 | 1,096 | 1,096 | 971 | | |
| Fremantle Sailors' Rest | 655 | 655 | 171 | 440 | 582 | 582 | 684 | 684 | 911 | | |
| Lady Lawley Cottage (Cottesloe) | 1,717 | 1,718 | 1,529 | 2,551 | 1,974 | 2,823 | 2,393 | 2,393 | 2,711 | | 30 |
| Little Sisters of the Poor | 1,556 | 1,500 | 2,000 | 1,780 | 2,482 | 2,263 | 2,200 | 2,414 | 2,749 | | 110 |
| Methodist Children's Home | 752 | 848 | 865 | 992 | 982 | 1,416 | 1,467 | 1,467 | 3,443 | | 50 |
| Ministering Children's Convalescent Home | 1,624 | 1,500 | 1,738 | 1,478 | 2,184 | 1,998 | 2,177 | 2,354 | 2,927 | | 30 |
| Parkerville Home | 4,404 | 3,950 | 5,284 | 5,370 | 4,727 | 6,750 | 6,478 | 7,240 | 5,104 | | 14 |
| Perth Girls' Orphanage | 2,122 | 2,157 | 2,003 | 2,151 | 1,578 | 2,066 | 2,447 | 2,069 | 2,846 | | 74 |
| Salvation Army— | | | | | | | | | | | |
| Gosnells Boys' Home | 3,515 | 3,750 | 3,702 | 3,823 | 3,595 | 3,702 | 3,597 | 3,396 | 3,595 | | 97 |
| Gosnells Girls' Home | 811 | 863 | 1,011 | 1,081 | 1,251 | 1,256 | 1,154 | 1,133 | 1,133 | | 20 |
| Maternity Home | 1,038 | 1,398 | 977 | 1,322 | 1,370 | 1,406 | 1,457 | 1,631 | 1,471 | | 58 |
| Aged Women's Retreat | 1,864 | 1,900 | 1,816 | 1,875 | 1,908 | 1,992 | 1,905 | 1,905 | 1,972 | | 28 |
| Rescue Home | 904 | 928 | 956 | 984 | 1,103 | 1,103 | 1,166 | 1,178 | 1,232 | | 23 |
| Aged Men's Retreat (Netherlands) | 1,629 | 1,622 | 1,488 | 1,676 | 1,698 | 1,760 | 2,053 | 2,044 | 1,502 | | 23 |
| Aged Men's Retreat (Bassendean) | (d) | (d) | (d) | (d) | (d) | (d) | (d) | (d) | (d) | | 17 |
| Workmen's Home | 1,553 | 1,553 | 1,384 | 1,510 | 1,692 | 1,731 | 1,787 | 1,787 | 1,775 | | 40 |
| West Subiaco Boys' Home | 1,854 | 1,918 | 2,116 | 2,116 | 1,925 | 2,224 | 1,848 | 1,848 | 1,678 | | 100 |
| Cottesloe Girls' Home | 2,118 | 2,375 | 2,074 | 2,268 | 2,070 | 2,318 | 2,317 | 2,110 | 2,293 | | 60 |
| School for Blind | 8,045 | 2,313 | 7,016 | 7,016 | 7,119 | 7,119 | 6,987 | 12,460 | 12,460 | | 109 |
| Cottesloe Girls' Home | 1,955 | 2,149 | 3,343 | 2,605 | 4,168 | 5,020 | 2,696 | 3,344 | 3,313 | | 79 |
| School for Deaf and Dumb Children | 8,323 | 11,656 | 6,005 | 6,479 | 5,494 | 8,718 | 5,864 | 3,841 | 2,849 | | 32 |
| St. Joseph's Orphanage and St. Vincent's Foundling Home | 3,065 | 2,987 | 2,929 | 3,473 | 4,749 | 4,851 | 3,301 | 3,301 | 3,345 | | 206 |
| Svan, Boys' Orphanage | 1,904 | 1,904 | 1,152 | 1,409 | 1,500 | 1,500 | 1,117 | 1,117 | 1,117 | | 90 |
| Tardun Farm School | 5,680 | 9,500 | 5,340 | 8,927 | 6,330 | 4,500 | 4,112 | 4,851 | 4,851 | | 17 |
| The Home of Good Shepherd | 1,149 | 889 | 1,084 | 860 | 1,038 | 784 | 1,348 | 987 | 1,020 | | 150 |
| Warribee Farm School | | | | | | | | | | | 30 |

(a) Not available. (b) 143 Children in the care of the Society. (c) 151 Children sent for change to Seaside.

S. BENNETT,
 Government Statistician.

Government Statistician's Office, 12th April, 1938.

1937.

WESTERN AUSTRALIA.

Statistical Register

for the Year

1936-37

and Previous Years.

Compiled from Official Returns.

S. BENNETT, F.I.A.,
Government Statistician.

PART X.

Education, Science, and Art.

PERTH:

BY AUTHORITY: FRED. WM. SIMPSON, GOVERNMENT PRINTER.

1937.

PART X.—EDUCATION, SCIENCE, AND ART.

CONTENTS.

| No. | | Page |
|-----|---|------|
| 1. | State Expenditure from Consolidated Revenue on Education, Science, and Art, 1927-28 and 1932-33 to 1936-37 | 3 |
| 2. | Receipts of Education Department, years ended 30th June, 1932-33 to 1936-37 ... | 3 |
| 3. | Government Primary Schools, 1936—Teaching Staff, Enrolment, and Attendance of Scholars | 3 |
| 4. | Private Schools, 1936 | 4 |
| 5. | Cost per Head of Average Attendance, and Enrolment in Government Primary Schools, 1927-28 to 1936-37 | 4 |
| 6. | Numbers and Ages of the Scholars in Government and Private Schools, 1927 and 1932 to 1936 | 4 |
| 7. | Religious Instruction in Government Schools, 1936 | 5 |
| 8. | Compulsion and Exemption, 1927 and 1932 to 1936 | 5 |
| 9. | Government Exhibitions, and Scholarships, 1927 and 1932 to 1936 | 6 |
| 10. | Government Full High Schools, 1927 and 1932 to 1936 | 6 |
| 11. | Technical Schools—Number of Students Enrolled, Fees, etc., 1936 | 7 |
| 12. | Technical Schools—Ages of Students, 1936 | 7 |
| 13. | Manual Training and Household Management, 1927 and 1932 to 1936 | 7 |
| 14. | Business Colleges, etc., 1927 and 1932 to 1936 | 8 |
| 15. | Enrolment and Attendance of Children in Schools at Orphanages, 1936 | 8 |
| 16. | Free Kindergarten Schools, 1927 and 1932 to 1936 | 8 |
| 17. | School of Mines of Western Australia, 1927 and 1932 to 1936 | 8 |
| 18. | University of Western Australia, 1927 and 1932 to 1936 | 9 |
| 19. | Public Examinations, University of Western Australia, 1927 and 1932 to 1936 ... | 9 |
| 20. | Public Library, Museum and Art Gallery of Western Australia, Perth, 1927-28 and 1932-33 to 1936-37 | 10 |

PART X.—EDUCATION, SCIENCE, AND ART.

No. 1.—*State Expenditure from Consolidated Revenue on Education, Science, and Art, for the years ended 30th June, 1928, and 1933 to 1937 respectively.

| Expenditure on: | 1927-28. | 1932-33. | 1933-34. | 1934-35. | 1935-36. | 1936-37. |
|---|----------------|----------------|----------------|----------------|----------------|----------------|
| EDUCATION— | | | | | | |
| General Administration (a) | £ 668,686 | £ 553,846 | £ 579,472 | £ 615,553 | £ 668,932 | £ 721,508 |
| School Buildings—Erection, Repairs, and Maintenance generally | 8,974 | 1,085 | 7,760 | 6,968 | 27,432 | 21,914 |
| School Sites—Purchase and Improvement | 365 | ... | 150 | 141 | 1,255 | 1,735 |
| College of Agriculture | 8,181 | 6,869 | 7,232 | 8,066 | 9,243 | 8,984 |
| Mining School | 6,179 | 2,713 | 3,077 | 3,798 | 4,699 | 6,762 |
| University of Western Australia—Subsidies and Grants | 29,000 | 24,880 | 24,800 | 25,674 | 31,500 | 40,715 |
| Total (a) | 721,385 | 589,993 | 622,491 | 660,200 | 743,061 | 801,618 |
| BENEVOLENT GRANTS TO INSTITUTIONS OF AN EDUCATIONAL NATURE—(a) | | | | | | |
| School for the Blind, and Braille Society | 3,050 | 2,240 | 2,240 | 2,240 | 2,520 | 4,211 |
| Deaf and Dumb Institution | 500 | 400 | 400 | 400 | 450 | 500 |
| Kindergarten Union | 609 | 560 | 560 | 560 | 592 | 684 |
| Sundries | ... | ... | ... | 5 | ... | ... |
| Royal Agricultural Society | 199 | 508 | 605 | 513 | 514 | 533 |
| Total | 4,358 | 3,708 | 3,805 | 3,718 | 4,076 | 5,928 |
| ENCOURAGEMENT OF SCIENCE, LITERATURE, ART, AND RESEARCH—(a) | | | | | | |
| Public Library, Museum, and Art Gallery | 7,615 | 6,130 | 6,130 | 6,240 | 7,500 | 8,030 |
| Boulder Public Library | ... | ... | ... | 25 | ... | 25 |
| Royal Society | 100 | 80 | 80 | 80 | 90 | 100 |
| Anthropology | 93 | ... | ... | ... | ... | ... |
| Oxford University Press | ... | ... | ... | ... | ... | ... |
| Mechanics' Institutes | 150 | 80 | 80 | 80 | 90 | 90 |
| Observatory | 1,818 | 1,544 | 1,518 | 1,592 | 1,827 | 2,555 |
| Science Congress | 278 | ... | ... | ... | ... | ... |
| Railway Institutes | 3,300 | 2,840 | 2,840 | 2,840 | 3,000 | 3,200 |
| Total | 13,352 | 10,674 | 10,648 | 10,857 | 12,507 | 14,000 |

* Return compiled from particulars published in the Public Accounts. Expenditure from Loan Monies is not here included. (a) Revised from previous issue.

No. 2.—Receipts of Education Department paid to Revenue, 1932-33 to 1936-37.

| | Year ended 30th June— | | | | |
|---|-----------------------|---------------|---------------|---------------|---------------|
| | 1933. | 1934. | 1935. | 1936. | 1937. |
| | £ | £ | £ | £ | £ |
| Fees | 3,769 | 3,640 | 3,913 | 4,068 | 4,666 |
| Book Sales | 3,010 | 4,323 | 3,101 | 2,984 | 2,808 |
| Rents, Schools and School Quarters | 9,460 | 9,733 | 9,800 | 9,361 | 9,377 |
| Miscellaneous Receipts | 2,811 | 2,646 | 2,152 | 2,911 | 3,496 |
| Total | 19,050 | 20,342 | 18,966 | 19,324 | 20,347 |

No. 3.—Government Primary Schools, 1936—Teaching Staff, Enrolment, and Attendance of Scholars.

| Type of School. | *Schools. | Staff. | | | | | | Total. | Scholars on Roll on last Day on which School * was open during year. | | | Average weekly Enrolment of individual Scholars. | Average daily Attendance. |
|----------------------|------------|----------------|------------|-------------|------------|----------------------|------------|--------------|--|---------------|---------------|--|---------------------------|
| | | Head Teachers. | | Assistants. | | Monitors and others. | | | Boys. | Girls. | Total. | | |
| | | M. | F. | M. | F. | M. | F. | | | | | | |
| State Schools | 821 | 521 | 279 | 192 | 775 | 68 | 309 | 2,144 | 29,518 | 27,054 | 56,572 | 57,463 | 51,732 |
| Assisted | 74 | 3 | 59 | ... | ... | ... | ... | 62 | 320 | 241 | 561 | 522 | 484 |
| Total | 895 | 524 | 338 | 192 | 775 | 68 | 309 | 2,206 | 29,838 | 27,295 | 57,133 | 57,985 | 52,216 |

* Including schools closed during the year. At the end of the year the number of schools in operation was 883 and the number of scholars on the rolls, 56,948.

No. 4.—Private Schools, 1936.

| Denomination. | Schools. | | Scholars on Roll last School Day, 1936. | | | | | | | | | | Average weekly Enrolment. | Average daily Attendance. | | |
|------------------------|----------|-----|---|-----|-------|-------|--------------|-----------------------|-----------------------|--------|----------------|-----------------------|---------------------------|---------------------------|-----------------------|--------|
| | | | Teachers. | | Boys. | | | | | Girls. | | | | | | |
| | | | | | M. | F. | Under 6 yrs. | 6 years and under 14. | 14 years and upwards. | Total. | Under 6 years. | 6 years and under 14. | | | 14 years and upwards. | Total. |
| | | | Grand Total. | | | | | | | | | | | | | |
| Roman Catholic ... | 101 | 46 | 384 | 405 | 3,991 | 624 | 5,020 | 447 | 4,464 | 765 | 5,676 | 10,696 | 10,352 | 9,452 | | |
| Undenominational ... | 33 | 15 | 46 | 244 | 182 | 182 | 608 | 225 | 175 | 15 | 415 | 1,023 | 940 | 735 | | |
| Church of England ... | 10 | 22 | 68 | 31 | 171 | 221 | 423 | 44 | 599 | 322 | 965 | 1,388 | 1,359 | 1,285 | | |
| Presbyterian ... | 2 | 8 | 11 | 2 | 34 | 132 | 168 | 4 | 65 | 92 | 161 | 329 | 327 | 321 | | |
| Methodist ... | 3 | 8 | 12 | 5 | 69 | 124 | 198 | 7 | 74 | 86 | 167 | 365 | 363 | 343 | | |
| Seventh Day Adventists | 4 | 3 | 4 | 1 | 60 | 5 | 66 | 2 | 42 | 5 | 49 | 115 | 127 | 112 | | |
| Totals, 1936 ... | 153 | 102 | 525 | 688 | 4,507 | 1,288 | 6,483 | 729 | 5,419 | 1,285 | 7,433 | 13,916 | 13,468 | 12,248 | | |
| Totals, 1935 ... | 149 | 96 | 494 | 698 | 4,197 | 1,166 | 6,061 | 762 | 5,077 | 1,332 | 7,171 | 13,232 | 12,933 | 11,688 | | |

No. 5.—Cost per Head of Average Attendance and Enrolment in Government Primary Schools for the Years ended 30th June, 1928 to 1937.

| Year ended 30th June. | Schools. | Average Attendance. | | | Average Enrolment. | | |
|-----------------------|----------|---------------------|--|--|---------------------|--|--|
| | | Number of Scholars. | Cost per Head, excluding Administration. | Cost per Head, including Administration. | Number of Scholars. | Cost per Head, excluding Administration. | Cost per Head, including Administration. |
| 1928 ... | 841 | 47,321 | £ s. d. | £ s. d. | 52,587 | £ s. d. | £ s. d. |
| 1929 ... | 836 | 46,947 | 11 2 9½ | 11 7 10 | 53,226 | 9 16 6½ | 10 5 0½ |
| 1930 ... | 861 | 48,587 | 11 0 6 | 11 9 10 | 54,354 | 9 17 1½ | 10 5 5½ |
| 1931 ... | 877 | 51,566 | 10 9 3½ | 10 12 4 | 56,199 | 9 12 0½ | 9 14 10 |
| 1932 ... | 889 | 52,116 | 8 13 2½ | 8 19 8½ | 57,479 | 7 17 0 | 8 2 11½ |
| 1933 ... | 900 | 52,635 | 8 14 7½ | 9 1 3½ | 57,993 | 7 18 6 | 8 4 6½ |
| 1934 ... | 911 | 53,001 | 9 0 7 | 9 7 3½ | 58,431 | 8 3 9½ | 8 9 10½ |
| 1935 ... | 909 | 51,881 | 9 15 3½ | 10 2 8½ | 58,084 | 8 13 9½ | 9 0 4½ |
| 1936 ... | 902 | 51,590 | 10 11 9½ | 10 19 8½ | 57,973 | 9 8 5½ | 9 15 6 |
| 1937 ... | 895 | 52,430 | 11 2 7½ | 11 10 9½ | 57,861 | 10 1 9 | 10 9 1½ |

No. 6.—Numbers and Ages of Scholars on the Rolls in Government and Private Schools at end of the years 1927, and 1932 to 1936.

| Year. | Boys. | | | | Girls. | | | |
|---------------------------------|----------------|-----------------------|-----------------------|--------|----------------|-----------------------|-----------------------|--------|
| | Under 6 years. | 6 years and under 14. | 14 years and upwards. | Total. | Under 6 years. | 6 years and under 14. | 14 years and upwards. | Total. |
| GOVERNMENT SCHOOLS (PRIMARY). | | | | | | | | |
| 1927 ... | 427 | 24,477 | 1,869 | 26,773 | 418 | 22,446 | 1,825 | 24,689 |
| 1932 ... | 277 | 26,966 | 2,470 | 29,713 | 247 | 24,926 | 2,014 | 27,187 |
| 1933 ... | 303 | 27,340 | 2,288 | 29,931 | 256 | 25,439 | 1,777 | 27,472 |
| 1934 ... | 301 | 27,167 | 2,199 | 29,667 | 276 | 25,111 | 1,662 | 27,049 |
| 1935 ... | 286 | 27,259 | 2,084 | 29,629 | 286 | 25,252 | 1,739 | 27,277 |
| 1936 ... | 246 | 27,065 | 2,423 | 29,734 | 240 | 25,238 | 1,736 | 27,214 |
| GOVERNMENT SCHOOLS (SECONDARY). | | | | | | | | |
| 1927 ... | ... | 113 | 509 | 622 | ... | 81 | 539 | 620 |
| 1932 ... | ... | 113 | 667 | 780 | ... | 98 | 496 | 594 |
| 1933 ... | ... | 131 | 617 | 748 | ... | 103 | 442 | 545 |
| 1934 ... | ... | 147 | 583 | 730 | ... | 97 | 482 | 579 |
| 1935 ... | ... | 124 | 559 | 683 | ... | 136 | 507 | 643 |
| 1936 ... | ... | 119 | 572 | 691 | ... | 107 | 549 | 656 |
| PRIVATE SCHOOLS. | | | | | | | | |
| 1927 ... | 623 | 3,509 | 1,110 | 5,242 | 412 | 4,975 | 1,873 | 6,760 |
| 1932 ... | 530 | 3,738 | 1,070 | 5,338 | 520 | 4,604 | 1,143 | 6,267 |
| 1933 ... | 623 | 3,854 | 1,250 | 5,727 | 614 | 4,719 | 1,005 | 6,338 |
| 1934 ... | 665 | 4,046 | 1,072 | 5,783 | 649 | 5,008 | 1,129 | 6,786 |
| 1935 ... | 698 | 4,197 | 1,166 | 6,061 | 762 | 5,077 | 1,332 | 7,171 |
| 1936 ... | 688 | 4,507 | 1,288 | 6,483 | 729 | 5,419 | 1,285 | 7,433 |

No. 7.—Religious Instruction in Government Schools by each Denomination during the year 1936.

A.—Special Religious Instruction.

NOTE.—Children of different denominations attending religious teaching under a joint instructor are recorded as if each denomination formed a separate class.

| Church. | Schools visited. | Visits made. | Total Number of Scholars in average attendance. | Number withdrawn in accordance with parents' written request. |
|-------------------------------|------------------|--------------|---|---|
| Church of England | 551 | 9,045 | 22,865 | 19 |
| Methodist (a) | 356 | 5,131 | 9,032 | 6 |
| Presbyterian (a) | 98 | 1,626 | 3,110 | ... |
| Congregational (a) | 50 | 723 | 1,146 | ... |
| Baptist (a) | 67 | 707 | 1,364 | ... |
| Roman Catholic | 67 | 452 | 1,514 | 99 |
| Church of Christ | 41 | 754 | 1,409 | ... |
| Salvation Army | 84 | 1,398 | 991 | ... |
| Seventh Day Adventists | ... | ... | 103 | ... |
| Total | ... | 19,836 | 41,534 | 124 |

(a) For convenience sake, the heads of the Methodist, Presbyterian, Congregational and Baptist Churches have agreed that clergymen belonging to any one of these denominations may be considered as the authorised delegate of the other three. The attendance by a clergyman is credited to the denomination whose minister imparts instruction.

(b) Special religious instruction has been given in 716 distinct schools.

B.—General Religious Instruction.

This instruction, which excludes dogmatic or polemical theology, is given in all schools. The number of children withdrawn from it, in accordance with the written request of parents, amounting to 1,834, is made up as follows:—

| | | | |
|-------------------------------|-------|--------------------------|---|
| Roman Catholic | 1,579 | Greek Orthodox | 3 |
| Hebrew | 107 | Mohammedan | 2 |
| Church of England | 42 | Plymouth Brethren | 2 |
| Seventh Day Adventists | 41 | Congregational | 2 |
| Christian Scientists | 19 | Apostolic | 1 |
| No Denomination | 12 | Lutheran | 1 |
| Bible Students | 11 | Agnostic | 1 |
| Christadelphian | 3 | Methodist | 1 |
| Theosophical | 3 | Church of Christ | 1 |
| Atheist | 3 | | |

No. 8.—Compulsion and Exemption: Cases of Non-attendance reported to and dealt with by the Department or Magistrates, 1927, and 1932 to 1936.

| Year. | Prosecutions. (a) | | | | | | Exemptions from Attendance. | | | | |
|-------------|----------------------|----------------|------------------|------------------|-----------------------------|-----------------------|-----------------------------|----------|------------|---------|--|
| | Number. | Result. | | | | | Applied for. | Granted. | | Refused | |
| | | Fines imposed. | Cases withdrawn. | Cases dismissed. | Cautions by Magistrate. (b) | Sent to Institutions. | | Full. | Temporary. | | |
| 1927 | 206 | 138 | 1 | 7 | 51 | 9 | 161 | 61 | 36 | 64 | |
| 1932 | 114 | 33 | 6 | ... | 72 | 3 | 132 | 66 | 37 | 29 | |
| 1933 | 107 | 37 | 4 | ... | 64 | 2 | 183 | 101 | 25 | 57 | |
| 1934 | 175 | 61 | 2 | 7 | 103 | 2 | 266 | 120 | 41 | 105 | |
| 1935 | 158 | 47 | 4 | ... | 103 | 4 | 224 | 103 | 28 | 93 | |
| 1936 | 170 | 67 | 5 | ... | 90 | 8 | 252 | 85 | 47 | 120 | |

(a) Including prosecutions for illegal employment of children under 14 years of age as follows:—1927, 4; 1932, 1; and in 1936, 3.

(b) In the majority of these cases the parents were mulcted in costs.

No. 11.—Technical Schools in operation in Western Australia during the Year 1936.

| Locality. | Average number of Individual Students during year. | | | Sub-jects taught. (Average for Year.) | Average number of Enrolments in all Classes during year. | | | Lectur-ers or In-structors. (Average for Year.) | Fees re-ceived. £ |
|-------------------------|--|-------|--------|---------------------------------------|--|-------|--------|---|-------------------|
| | M. | F. | Total. | | M. | F. | Total. | | |
| Perth (a) | 2,629 | 1,124 | 3,753 | 129 | 4,824 | 2,027 | 6,851 | 111 | 1,539 |
| Freman le | 243 | 350 | 593 | 22 | 415 | 885 | 1,300 | 19 | 177 |
| Boulder | 202 | 160 | 362 | 15 | 353 | 417 | 770 | 11 | 157 |
| Midland Junction | 443 | 73 | 516 | 29 | 615 | 253 | 868 | 15 | 456 |
| Totals, 1936 | 3,517 | 1,707 | 5,224 | ... | 6,207 | 3,582 | 9,789 | 156 | 2,329 |
| Totals, 1935 | 3,082 | 1,460 | 4,542 | ... | 6,248 | 3,600 | 9,848 | 141 | 2,082 |

(a) Perth Technical College.

No. 12.—Technical Schools—Ages of individual Students on Rolls, Thrd Term, 1936.

| Locality. | Males. | | | Females. | | | Both Sexes. | | | Total. |
|-------------------------|-----------|-----------|----------|-----------|-----------|----------|-------------|-----------|----------|--------|
| | Under 18. | 18 to 21. | Over 21. | Under 18. | 18 to 21. | Over 21. | Under 18. | 18 to 21. | Over 21. | |
| Perth (a) | 1,094 | 696 | 466 | 734 | 184 | 110 | 1,823 | 880 | 576 | 3,284 |
| Fremanle | 175 | 51 | 5 | 229 | 53 | 40 | 404 | 104 | 45 | 553 |
| Boulder | 95 | 56 | 14 | 96 | 14 | 13 | 191 | 70 | 17 | 278 |
| Midland Junction | 234 | 205 | 9 | 53 | 8 | 4 | 287 | 213 | 13 | 513 |
| Totals, 1936 | 1,598 | 1,008 | 494 | 1,112 | 259 | 157 | 2,710 | 1,267 | 651 | 4,628 |
| Totals, 1935 | 1,649 | 895 | 341 | 878 | 230 | 151 | 2,527 | 1,125 | 492 | 4,144 |

(a) Perth Technical College.

No. 13.—Manual Training and Household Management throughout the State, 1927, and 1932 to 1936.

| Year. | Manual Training. | | | | | Household Management. | | | | |
|-------------|-------------------------------------|--------------------------|-----------------------------|-------------------------------------|-----------------------------|-------------------------------------|--------------------------|------------------------------|-------------------------------------|-----------------------------|
| | Instruc-tors.† (Including Monitors) | Centres at end of year.* | Boys en-rolled during year. | Average weekly enrol-ment for year. | Average weekly attend-ance. | Instruc-tors.† (Including Monitors) | Centres at end of year.* | Girls en-rolled during year. | Average weekly enrol-ment for year. | Average weekly attend-ance. |
| 1927 | 86 | 62 | 7,255 | 5,704 | 5,063 | 28 | 32 | 4,636 | 3,790 | 3,238 |
| 1932 | 75 | 57 | 7,294 | 5,841 | 5,137 | 37 | 33 | 5,163 | 4,246 | 3,566 |
| 1933 | 83 | 56 | 7,557 | 5,958 | 5,223 | 42 | 33 | 5,300 | 4,383 | 3,690 |
| 1934 | 85 | 54 | 7,755 | 6,104 | 5,297 | 40 | 34 | 5,804 | 4,684 | 3,920 |
| 1935 | 93 | 56 | 9,240 | 6,726 | 5,937 | 48 | 34 | 6,074 | 4,739 | 4,016 |
| 1936 | 100 | 61 | 9,020 | 6,953 | 6,105 | 51 | 39 | 6,345 | 5,273 | 4,389 |

* Including Full High School centres.

† Including Instructors attached to Primary School Staffs who spent only a portion of their time on above work, and Instructors attached to Full High Schools, the numbers for 1936 being 69 males and 15 females.

No. 14.—Business Colleges, etc., 1927, and 1932 to 1936.

| Year. | Number of Colleges and Schools. | Teachers. (a) | Enrolment. | | | Total Fees Received. |
|-------------|---------------------------------|------------------|------------|----------|--------|----------------------|
| | | | Males. | Females. | Total. | |
| 1927 | 11 | 53 | 1,804 | 1,897 | 3,701 | £ 28,398 |
| 1932 | 11 | 48 | 2,560 | 1,040 | 3,600 | 22,380 |
| 1933 | 11 | 47 | 2,486 | 1,069 | 3,555 | 24,274 |
| 1934 | 12 | 52 | 2,677 | 1,269 | 3,946 | 29,700 |
| 1935 | 11 | 54 | 3,186 | 1,165 | 4,351 | 30,863 |
| 1936 | 14 | 69 | 3,602 | 1,099 | 4,701 | 32,708 |

(a) Exclusive of teachers engaged in Correspondence Schools.

No. 15.—Enrolment and Attendance of Children in Schools at Orphanages for the Year 1936.

| Ages. | No. of Schools. | Individual Scholars on Roll on last School Day. | | | Average Daily Attendance for year. |
|-------------------------------|-----------------|---|--------|--------|------------------------------------|
| | | Boys. | Girls. | Total. | |
| Under six years | } 4 | 38 | 28 | 66 | } 305 |
| Six and under fourteen | | 115 | 110 | 225 | |
| Fourteen and over | | 17 | 2 | 19 | |
| Total | 4 | 170 | 140 | 310 | ... |

No. 16.—Enrolment and Attendance of Children in Free Kindergarten Schools for the Years 1927, and 1932 to 1936.

| Year. | No. of Schools. | Individual Scholars on Roll on last School day. | | | Average Daily Attendance for year. |
|-------------|-----------------|---|--------|--------|------------------------------------|
| | | Boys. | Girls. | Total. | |
| 1927 | 7 | 167 | 199 | 366 | 243 |
| 1932 | 7 | 206 | 231 | 437 | 314 |
| 1933 | 7 | 194 | 223 | 417 | 345 |
| 1934 | 7 | 206 | 206 | 412 | 316 |
| 1935 | 7 | 210 | 204 | 414 | 306 |
| 1936 | 7 | 204 | 256 | 460 | 365 |

No. 17.—School of Mines of Western Australia, 1927, and 1932 to 1936.

| Year. | Individual Students. | | | Receipts during year. | Expenditure during year. | | |
|-------------|----------------------|--------------|-------------|-----------------------|--------------------------|--------|---------|
| | First Term. | Second Term. | Third Term. | Students' Fees. | Salaries and Wages. | Other. | Total. |
| 1927 | 118 | 105 | 96 | £ 109 | £ 5,408 | £ 886 | £ 6,294 |
| 1932 | 254 | 243 | 213 | 455 | 2,531 | 365 | 2,896 |
| 1933 | 287 | 263 | 219 | 539 | 2,626 | 455 | 3,081 |
| 1934 | 278 | 264 | 243 | 709 | 3,322 | 847 | 4,169 |
| 1935 | 403 | 388 | 331 | 1,115 | 4,155 | 810 | 4,965 |
| 1936 | 571 | 524 | 421 | 1,616 | 5,533 | 1,297 | 6,830 |

No. 18.—University of Western Australia, 1927, and 1932 to 1936.

INSTRUCTORS IN 1936:—10 Professors, 9 Associate Professors, 2 Independent Lecturers with 37 Assistant Lecturers, Part-time Lecturers and Demonstrators, and 11 Miscellaneous Assistants in Teaching Departments.

| Year. | Students Enrolled. | | | | | | | | | | | | | | Degrees and Diplomas Conferred. | | Statement of Receipts and Expenditure. | | Adult Education. |
|-------|------------------------------------|-----|------|-----|----------------------------------|----|--------------|--------------------------------------|-----|-------------------|-----|-----------------------|-----|-----------|---------------------------------|------------|--|-----------------------|------------------|
| | Matriculated and Diploma Students. | | | | | | | | | | | General Accounts (a). | | | | | | | |
| | Arts (including Diploma in Ed.).‡ | | Law. | | Science (including Agriculture). | | Engineering. | Diplomas (Commerce and Journalism).‡ | | Non-Matriculated. | | Total. | | De-grees. | Di-plomas | Re-ceipts. | Expen-diture. | Total Enrol-ments (b) | |
| | M. | F. | M. | F. | M. | F. | M. | M. | F. | M. | F. | M. | F. | | | | | | |
| 1927 | 84 | 128 | ... | ... | 60 | 15 | 52 | ... | ... | †16 | †72 | 212 | 215 | No. 80 | No. 1 | £ 26,869 | £ 32,685 | No. ... | |
| 1932 | 134 | 211 | 49 | 5 | 133 | 39 | 101 | 69 | 22 | 6 | ... | 492 | 277 | 101 | 36 | 32,585 | 30,105 | 552 | |
| 1933 | 164 | 203 | 48 | 5 | 124 | 37 | 99 | 81 | 19 | 2 | ... | 516 | 264 | 103 | 28 | 31,839 | 32,558 | 532 | |
| 1934 | 181 | 213 | 40 | 4 | 154 | 27 | 96 | 67 | 16 | 1 | 1 | 539 | 261 | 100 | 35 | 32,825 | 33,231 | 324 | |
| 1935 | 193 | 217 | 36 | 3 | 139 | 24 | 85 | 73 | 15 | 2 | ... | 528 | 259 | 98 | 37 | 34,378 | 34,539 | 1,354 | |
| 1936 | 229 | 232 | 36 | 2 | 137 | 29 | 81 | 49 | 23 | 2 | 1 | 534 | 287 | 112 | 41 | 43,031 | 42,850 | 1,444 | |

(a) Excludes all Receipts and Expenditure on account of Bequests, Endowments, etc. that are not taken into "General Accounts."

(b) Includes the following enrolments:—Under the Box Scheme for country study groups, 608 in 1935 (inaugural year) and 761 in 1936, and under the Readers' Counsellor Scheme, 27 in 1936 (inaugural year).

† These figures include enrolments for courses of lectures in Music, etc., which in 1932 came under the general scheme of the Adult Education Board.

‡ Previous to 1932 Diploma students in Commerce and Journalism are included under Arts.

No. 19.—Certificates gained in Public Examinations conducted by the University of Western Australia, 1927, and 1932 to 1936.

| Nature of Certificates gained. | 1927. | 1932 | 1933. | 1934. | 1935. | 1936. |
|---|-------|------|-------|-------|-------|-------|
| SCHOOL CERTIFICATE EXAMINATIONS— | No. | No. | No. | No. | No. | No. |
| Junior Certificate | 625† | 930† | 784† | 729† | 823 | 914 |
| Leaving Certificate | 173 | 375 | 320 | 299 | 282 | 250 |
| PRACTICE OF MUSIC* | | | | | | |
| Grade VI. | 135 | 159 | 219 | 295 | 265 | 306 |
| " V. | 129 | 223 | 222 | 236 | 302 | 277 |
| " IV. | 126 | 185 | 235 | 184 | 183 | 235 |
| " III. | 132 | 191 | 198 | 209 | 173 | 167 |
| " II. | 58 | 101 | 103 | 96 | 124 | 91 |
| " I. | 25 | 68 | 111 | 56 | 75 | 67 |
| Licentiate | 3 | 4 | 5 | 6 | 4 | 6 |
| THEORY OF MUSIC— | | | | | | |
| Grade V. | 107 | 109 | 96 | 100 | 136 | 167 |
| " IV. | 145 | 152 | 151 | 165 | 149 | 148 |
| " III. | 94 | 139 | 142 | 139 | 102 | 114 |
| " II. | 17 | 10 | 13 | 7 | 21 | 8 |
| " I. | ... | 1 | 2 | ... | ... | 2 |
| MUSICAL PERCEPTION†— | | | | | | |
| Grade IV. | ... | ... | 20 | 40 | 18 | 66 |
| " III. | ... | ... | 6 | 13 | 18 | 23 |
| " II. | ... | ... | ... | ... | 2 | 7 |
| " I. | ... | ... | ... | ... | ... | ... |
| Licentiate | ... | ... | ... | ... | ... | 1 |
| ART OF SPEECH— | | | | | | |
| Grade V. | ... | ... | 23 | 24 | 45 | 34 |
| " IV. | ... | 17 | 24 | 10 | 44 | 29 |
| " III. | ... | 1 | 30 | 17 | 27 | 17 |
| " II. | ... | 5 | 14 | 10 | 9 | 12 |
| " I. | ... | 3 | 2 | 4 | 12 | 4 |
| Licentiate | ... | 1 | 2 | ... | ... | 2 |

* Music Examinations conducted by the combined Australian Universities (Sydney excepted).

† These figures include November passes and certificates completed in February of the following year.

‡ Previous to 1933 the following Classification was used:—Elementary, Junior and Intermediate. In 1936 the grade of Licentiate was added.

No. 20.—* Public Library, Museum and Art Gallery of Western Australia.

Summary for the years ended 30th June, 1928, and 1933 to 1937 respectively.

| Year. | Public Library. | | | | Travelling Libraries Branch. | | | Museum and Art Gallery. | | | | Government Grants. | Expenditure during year. |
|-------------|-----------------------|---------------------------|---------------------|--|------------------------------|------------------------------------|-------------------------------------|--|-----------------------------|-------------------------------------|------------------|--------------------|--------------------------|
| | Number of Books. | | †Periodicals taken. | Estimated Value of Books and Periodicals on the 30th June. | Volumes in Schools Branch. | Volumes in Country Lending Branch. | Institutes receiving Books on Loan. | Properties added during the year. | | Specimens in Museum at end of year. | | | |
| | In Library 30th June. | Acquired during the year. | | | | | | Science Section (Specimens, Objects, etc.) | Art Section (Objects, etc.) | Number. | Estimated Value. | | |
| 1927-28 ... | 127,758 | 2,612 | No. 236 | £ 53,900 | No. ... | No. 18,685 | No. 242 | No. 3,652 | No. 111 | 111,221 | £ 85,600 | £ 7,615 | £ 7,260 |
| 1932-33 ... | 141,241 | 3,273 | 243 | 62,000 | 5,049 | 18,892 | 125 | 4,679 | 49 | 134,202 | 93,000 | 6,130 | 6,637 |
| 1933-34 ... | 143,627 | 2,386 | 243 | 63,500 | 5,209 | 19,190 | 166 | 4,829 | 66 | 138,050 | 93,500 | 6,130 | 5,883 |
| 1934-35 ... | 145,321 | 1,694 | 245 | 65,000 | 5,874 | 19,270 | 192 | 4,638 | 59 | 142,747 | 94,000 | 6,240 | 6,312 |
| 1935-36 ... | 148,607 | 3,286 | 250 | 68,000 | 6,055 | 19,354 | 192 | 6,226 | 112 | 149,085 | 94,853 | 7,500 | 7,536 |
| 1936-37 ... | 148,667 | 3,224 | 250 | 67,500 | 6,042 | 19,673 | 194 | 7,315 | 69 | 156,469 | 95,380 | 7,500 | 7,884 |

NOTE.—Cost of Construction £65,542.

* Library open on week-days from 10 a.m. to 10 p.m., on Sundays from 2 p.m. to 5 p.m.; Museum and Art Gallery open on week-days (Friday, and Saturday morning, excepted) from 10 a.m. to 5 p.m., on Sundays from 2-30 to 5 p.m. (In summer) and from 2 to 4-30 p.m. (In winter).

† Exclusive of Western Australian newspapers, all of which are forwarded to the Library in compliance with the Copyright Act.

Government Statistician's Office,
Perth, 24th September, 1937.

S. BENNETT,
Government Statistician.

1938.

—
WESTERN AUSTRALIA.

Statistical Register

for the Year

1936-37

and Previous Years.

Compiled from Official Returns.

S. BENNETT, F.I.A.,

Government Statistician.

PARTS XI. and XII.

Local Government and
Miscellaneous.

PERTH :

BY AUTHORITY: FRED. WM. SIMPSON, GOVERNMENT PRINTER.

—
1938.

Parts XI. & XII.—LOCAL GOVERNMENT AND MISCELLANEOUS.

CONTENTS.

Part XI.—Local Government.

| No. | I.—MUNICIPALITIES, YEAR ENDED 31ST OCTOBER, 1936. | Page |
|---|---|--------|
| 1. | Number of Councillors, Area, Population, Valuations, Rates levied, etc. | 5 |
| 2. | General Revenue and Expenditure, Assets and Liabilities | 6, 7 |
| 3. | Electricity and Gas Undertakings—Revenue and Expenditure, Assets and Liabilities ... | 6, 7 |
| 4. | Loans, General—Receipts and Expenditure—Amounts, Liability for Interest, Sinking Funds, etc. | 8 |
| 5. | Fremantle Municipal Tramways and Electric Lighting Board Revenue Account, year ended 31st August, 1936 | 8 |
| 6. | Electricity and Gas Undertakings—Loans—Receipts and Expenditure, Amounts, Liability for Interest, Sinking Funds, etc. | 9 |
| 7. | Roads and Streets, Footpaths | 10 |
| 8. | Number, Area, Population, Dwellings, Roads, Valuations and Finance, 1927 to 1936 ... | 11 |
| II.—ROAD DISTRICTS, YEAR ENDED 30TH JUNE, 1936. | | |
| 9. | Number of Members, Area, Population, Valuations and Rates levied | 12-15 |
| 10. | General Revenue and Expenditure, Assets and Liabilities | 16-19 |
| 11. | Electricity Undertakings—Revenue and Expenditure, Assets and Liabilities | 20, 21 |
| 12. | General Loans—Receipts and Expenditure, Amounts, Liability for Interest, Sinking Funds, etc. | 22-24 |
| 13. | Electricity Undertakings—Loans, Receipts and Expenditure, Amounts, Liability for Interest, Sinking Funds, etc. | 25 |
| 14. | Length of Roads in existence, 30th June, 1936 | 26, 27 |
| 15. | Number, Area, Valuations, Finance, Roads, Bridges, Culverts, etc., 1927 to 1936 | 28 |
| III.—BUILDING PERMITS. | | |
| 16. | Building Permits Issued Since 1927 by Local Governing Bodies in the Metropolitan Area | 28 |
| IV.—METROPOLITAN MARKET TRUST. | | |
| 17. | Revenue Account, Year ended 30th June, 1937 | 28 |
| V.—LOCAL BOARDS OF HEALTH, YEAR 1935-36. | | |
| 18. | Municipal Local Boards of Health, year ended 31st October, 1936—Valuations, Rates Levied, Revenue, Expenditure, Assets and Liabilities | 29 |
| 19. | Local Boards of Health under control of Road Boards, year ended 30th June, 1936—Members, Valuations, Rates levied, Revenue, Expenditure, Assets and Liabilities ... | 30, 31 |
| 20. | Local Boards of Health, not under control of Municipalities or Road Boards, year ended 30th June, 1936—Members, Valuations, Rates Levied, Revenue, Expenditure, Assets and Liabilities | 32 |
| 21. | Municipal Local Boards of Health, Number, Revenue and Expenditure, 1927 to 1936 ... | 32 |
| 22. | Local Boards of Health outside Municipalities, Number, Revenue and Expenditure, 1927 to 1936 | 32 |
| VI.—WATER BOARDS. | | |
| 23. | Revenue, Expenditure, and Loans, 1926-27 to 1935-36 | 33 |
| VII.—VERMIN BOARDS, YEAR ENDED 30TH JUNE, 1936. | | |
| 24. | Valuations, Rates Levied, Revenue, Expenditure, Assets and Liabilities | 34-37 |
| 25. | Number, Valuations and Finance, 1927 to 1936 | 37 |
| VIII.—FIRE BRIGADES. | | |
| 26. | Number of Brigades, Firemen, Plant, Calls attended, Finance, etc., 1927 to 1936 | 38 |
| 27. | Firemen on Roll, Plant, and Calls attended, year ended 30th September, 1936 | 38 |
| IX.—LOAN INDEBTEDNESS AND TAXATION OF LOCAL GOVERNING BODIES. | | |
| 28. | Loans outstanding, Sinking Funds and Taxation, 1927 to 1936 | 39 |

Part XII.—Miscellaneous.

I.—PARLIAMENTARY ROLLS, ELECTIONS, ETC.

A.—STATE ROLLS, ELECTIONS, ETC.

| | | |
|----|--|----|
| 1. | Elections, Legislative Council, 9th May, 1936, and Legislative Assembly, 15th February, 1936 | 40 |
| 2. | Names on Rolls of Legislative Council, 1925 to 1936, and Legislative Assembly, 1925 to 1936 | 40 |
| 3. | Results of Prohibition Poll taken on 4th April, 1925 | 41 |
| 4. | Results of the Secession Referendum taken on 8th April, 1933 | 41 |

CONTENTS—*continued.*

| No. | B.—COMMONWEALTH ROLLS, ELECTIONS, ETC. | Page |
|--|--|------|
| 5. | Elections for House of Representatives, 1937 | 41 |
| 6. | Number of Electors on Commonwealth Rolls on 30th June, 1937 | 41 |
| 7. | Senate Elections and Referenda, 1903 to 1937 | 42 |
| II.—WORKERS' HOMES. | | |
| 8. | Applications Approved, 1932-33 to 1936-37 | 42 |
| III.—PUBLICATIONS. | | |
| 9. | Number of Newspapers in Circulation on 31st December, 1927 to 1936 | 42 |
| IV.—SOCIETIES, BOARDS, ETC. | | |
| 10. | Royal Life Saving Society—Awards, Receipts and Payments for Years ended 30th June, 1928, and 1933 to 1937 | 43 |
| 11. | Societies, Boards, etc.—Receipts, Payments, etc. for Years ended 30th June, 1928, and 1933 to 1937 | 43 |
| V.—STATE LABOUR BUREAU. | | |
| SUMMARY OF OPERATIONS FOR THE YEAR 1936-37. | | |
| 12. | Vacancies and Engagements classified according to Occupation and rate of Wages | 44 |
| 13. | Applications for Work and Engagements Secured, 1930-31 to 1936-37 | 45 |
| 14. | Fares Advanced and Amount Refunded during the years 1927-28 to 1936-37 | 45 |

PART XI.—LOCAL GOVERNMENT.

i.—Municipalities, Year ended 31st October, 1936.

No. 1.—Number of Councillors, Area, Population, Valuations, Rates Levied, etc.

Note.—Perth and Fremantle are Cities, the former being presided over by a Lord Mayor.

| No. | Name of Municipality. | Coun- cillors including Mayor. | Latest gazetted Bound- aries. | Area on the 31st October, 1936.* | Approximate Popu- lation on 31st October, 1936. | | Dwelling Houses (including Hotels) on 31st October, 1936. | | Valuation of Rateable Property in force for Year 1935-1936. | | | Rates Levied, 1935-1936. † | | |
|-----|-----------------------|---|--|---|---|----------|---|--------------------|--|-------------------------|--|----------------------------|-------|--------------------------|
| | | | | | Males. | Females. | Occupied. | Unoccu- pied. † | Estimated Capital Value, In- cluding Im- provements. | Net Annual Value. | Amount Payable in respect of Rates. | General | Loan. | Fire Brigade, etc. |
| 1 | Claremont ... | 10 | 28-12-02 | 1,168 | 3,026 | 1,531 | ... | 1,166,321 | 65,816 | 8,481 | s. d. | 0 7 | s. d. | 0 7 |
| 2 | Cottesloe ... | 13 | 1-11-35 | 1,937 | 2,788 | 1,684 | 7 | 1,438,757 | 66,249 | 9,866 | ... | 1 2 | ... | ... |
| 3 | Fremantle ... | 13 | 6-9-20 | 3,770 | 8,707 | 3,914 | 14 | 4,433,757 | 173,041 | 27,551 | ... | 1 0 | ... | ... |
| 4 | Fremantle, East ... | 10 | 27-1-15 | 820 | 2,642 | 1,352 | ... | 903,505 | 35,220 | 7,453 | ... | 1 0 | ... | ... |
| 5 | Fremantle, North ... | 10 | 13-9-05 | 820 | 1,563 | 1,813 | 5 | 768,010 | 35,220 | 7,453 | ... | 1 0 | ... | ... |
| 6 | Guildford ... | 10 | 10-5-01 | 546 | 1,020 | 500 | ... | 308,000 | 18,600 | 2,623 | ... | 0 2 | ... | ... |
| 7 | Midland Junction ... | 10 | 11-10-29 | 1,617 | 2,743 | 1,291 | 51 | 300,000 | 33,300 | 6,142 | ... | 0 2 | ... | ... |
| 8 | Perth ... | 25 | 3-7-31 | 15,451 | 30,655 | 10,703 | (b) 28 | 28,200,000 | 1,981,001 | 152,683 | ... | 1 3 | ... | ... |
| 9 | Subiaco ... | 13 | 28-2-08 | 1,746 | 7,940 | 4,345 | ... | 2,901,915 | 152,096 | 19,963 | ... | 1 3 | ... | ... |
| | Total | ... | ... | 28,825 | 70,984 | 35,163 | 105 | 40,636,065 | 1,981,983 | 231,004 | ... | ... | ... | ... |
| | Albany ... | 10 | 4-10-35 | 5,371.7 | 2,100 | 1,144 | 18 | 560,000 | 41,660 | 7,118 | ... | 1 6 | ... | ... |
| | Boulder ... | 13 | 4-9-03 | 2,910 | 3,521 | 1,390 | ... | 263,830 | 52,746 | 7,172 | ... | ... | ... | ... |
| | Bunbury ... | 10 | 22-10-07 | 2,663 | 2,687 | 1,154 | ... | 1,252,500 | 51,445 | 8,007 | ... | ... | ... | ... |
| | Busselton ... | 7 | 21-2-71 | 2,888 | 2,415 | 208 | 2 | 1,038,000 | 10,777 | 1,477 | ... | ... | ... | ... |
| | Carnarvon ... | 7 | 4-6-91 | 700 | 500 | 254 | ... | 178,300 | 10,477 | 1,826 | ... | ... | ... | ... |
| | Collie ... | 10 | 15-4-10 | 5,685 | 1,941 | 400 | 20 | 53,208 | 31,708 | 2,240 | ... | ... | ... | ... |
| | Geraldton ... | 10 | 21-2-71 | 1,920 | 2,450 | 1,092 | 10 | 690,000 | 39,090 | 5,629 | ... | ... | ... | ... |
| | Kalgoorlie ... | 13 | 26-6-05 | 1,325 | 5,900 | 2,137 | ... | 500,000 | 92,762 | 15,000 | ... | ... | ... | ... |
| | Narrogin ... | 10 | 18-4-08 | 2,738 | 1,300 | 2,197 | ... | 422,337 | 24,801 | 2,801 | ... | ... | ... | ... |
| | Northam ... | 10 | 16-6-92 | 1,337 | 2,450 | 1,094 | 1 | 703,334 | 46,873 | 6,968 | ... | ... | ... | ... |
| | Wagin ... | 10 | 22-7-06 | 3,398 | 680 | 315 | ... | 200,800 | 14,813 | 2,008 | ... | ... | ... | ... |
| | York ... | 10 | 2-8-05 | 4,350 | 880 | 380 | 1 | 275,120 | 16,658 | 2,326 | ... | ... | ... | ... |
| | Total | ... | ... | 32,685.7 | 24,614 | 22,767 | 61 | 5,811,602 | 442,636 | 62,337 | ... | ... | ... | ... |
| | GRAND TOTAL | ... | ... | 59,510.7 | 94,698 | 45,766 | 166 | 46,447,667 | 2,424,619 | 294,241 | ... | ... | ... | ... |

* Supplied by Department of Works and Labour. † Including dwellings in course of erection. ‡ For Health Rate, see Table No. 18, page 20.
 a. Tramway Rate. b. Included in previous column. c. Fire Brigade Rate, 2d., and Street Lighting Rate, 3d.

I.—Municipalities,

No. 2.—Revenue and Expenditure Assets and Liabilities (exclusive of

| Name of Municipality. | REVENUE. | | | | | | | | Total. |
|--------------------------|----------------|----------------|--------------------------|-----------------|-------------------|-------------------------|----------------------------------|---------------|----------------|
| | General Rates. | Loan Rates. | Fire Brigade Rates, etc. | Licensing Fees. | Government Grants | Receipts from Property. | Interest from Sinking Fund, etc. | All other. | |
| | £ | £ | £ | £ | £ | £ | £ | £ | £ |
| Metropolitan. | | | | | | | | | |
| Claremont | 7,125 | 1,968 | | 5,436 | 384 | 2,245 | 274 | 1,394 | 18,826 |
| Cottesloe | 5,794 | 3,676 | | 4,700 | | 12,166 | 314 | 1,867 | 28,517 |
| Fremantle | 9,949 | 8,511 | 1,391 | 9,987 | 450 | 12,595 | 1,907 | 2,040 | 47,330 |
| Fremantle, East | 4,168 | 3,133 | 418 | 2,755 | | 1,871 | 427 | 392 | 13,199 |
| Guildford | 2,517 | 1,681 | 117 | 1,986 | | 2,492 | 287 | 99 | 9,179 |
| Midland Junction | 1,613 | 236 | 59 | 1,924 | | 1,067 | 107 | 61 | 5,067 |
| Perth | 3,081 | 2,290 | 426 | 3,319 | | 1,495 | 274 | 73 | 10,938 |
| Subiaco | 56,276 | 91,102 | 8,726 | 23,380 | | 44,066 | 7,329 | 19,399 | 255,278 |
| Subiaco | 12,401 | 7,356 | | 8,086 | 159 | 3,727 | 872 | 3,614 | 36,165 |
| Total | 102,904 | 119,958 | 11,637 | 66,553 | 993 | 81,724 | 11,791 | 28,939 | 424,499 |
| Other. | | | | | | | | | |
| Albany | 3,514 | 2,889 | 256 | 2,540 | | 1,028 | 474 | 212 | 10,913 |
| Boulder | 5,166 | | 1,339 | 2,835 | | 791 | | 499 | 10,630 |
| Bunbury | 4,418 | 4,223 | 547 | 2,845 | | 8,184 | 151 | 394 | 20,762 |
| Busselton | 1,018 | 771 | 47 | 509 | | 115 | | 64 | 2,524 |
| Carnarvon | 1,027 | 536 | | 980 | 550 | 140 | 165 | 183 | 3,581 |
| Collie | 3,334 | 1,105 | | 2,057 | 313 | 1,859 | | 121 | 8,789 |
| Geraldton | 3,768 | 3,515 | 390 | 3,139 | | 766 | 153 | 3,009 | 14,740 |
| Kalgoorlie | 9,784 | | 1,087 | 7,538 | | 18,023 | 102 | 4,427 | 40,961 |
| Narrogin | 2,258 | 316 | 134 | 1,547 | 6 | 1,847 | 89 | 191 | 6,388 |
| Northam | 4,246 | 2,010 | 1,116 | 2,444 | | 6,638 | 58 | 1,403 | 17,915 |
| Wagin | 811 | 370 | | 891 | | 695 | 40 | 51 | 2,858 |
| York | 1,542 | 616 | | 1,234 | | 728 | 212 | 31 | 4,413 |
| Total | 40,886 | 16,351 | 4,916 | 28,559 | 869 | 40,814 | 1,444 | 10,635 | 144,474 |
| GRAND TOTAL | 143,790 | 136,309 | 16,553 | 95,112 | 1,862 | 122,538 | 13,235 | 39,574 | 568,973 |

a Includes Interest on Overdrafts, £402; and Flotation Expenses, £137. * Includes Interest on Sinking Halls, £239,539; Value of all other Municipal Property, £1,294,257; Accrued Sinking Funds, £265,730; and other and Bonds, £1,320,002; and other Liabilities, £34,558. † Expended from Electric Light Account.

No. 3.—Electricity and Gas Undertakings—Revenue

| Name of Municipality. | Revenue. (c) | | | | | Expenditure. (d) | | | | |
|--------------------------|---|------------------------------------|-----------------------------------|---------------|----------------|--------------------------|---|--|---------------|----------------|
| | Sale of Electricity and Gas, and Meter Rents. | Sale of Electric and Gas Fittings. | Interest from Sinking Funds, etc. | All Other. | Total. | Working Expenses. | | | | Total. |
| | | | | | | Administrative Expenses. | Purchase of Generation of Electricity and Manufacture of Gas. | Distribution and Maintenance Expenses. | Other. | |
| | £ | £ | £ | £ | £ | £ | £ | £ | £ | £ |
| Metropolitan. | | | | | | | | | | |
| Claremont | 13,159 | | 50 | 43 | 13,252 | 1,161 | 5,962 | 1,374 | | 8,497 |
| Fremantle, Nth. | 11,324 | | | 60 | 11,384 | 943 | 8,163 | 895 | | 10,001 |
| Guildford | 3,010 | | | | 3,010 | 285 | 1,335 | 949 | | 2,569 |
| Midland Junc. | 7,714 | | 71 | | 7,785 | 730 | 3,538 | 1,103 | | 5,373 |
| Perth (a) | 510,672 | 3,353 | 17,455 | 16,263 | 547,743 | 30,088 | 249,979 | 46,844 | 6,871 | 333,782 |
| Subiaco | 22,925 | 20 | 398 | 167 | 23,510 | 2,350 | 12,646 | 3,041 | 650 | 18,687 |
| Total | 568,804 | 3,373 | 17,974 | 16,533 | 606,684 | 35,557 | 281,623 | 54,206 | 7,523 | 378,909 |
| Other. | | | | | | | | | | |
| Albany | 8,539 | 80 | 51 | 3 | 8,673 | 480 | 2,342 | 395 | 227 | 3,444 |
| Boulder | 14,139 | | | 22 | 14,139 | 989 | 5,542 | 2,846 | 2,541 | 11,918 |
| Bunbury (a) | 11,313 | | 49 | | 11,384 | 669 | 3,827 | 833 | 118 | 5,447 |
| Busselton | 2,724 | 43 | 53 | | 2,820 | 324 | 1,338 | 351 | 64 | 2,077 |
| Carnarvon | 2,598 | | 16 | | 2,614 | 347 | 1,323 | 239 | | 1,959 |
| Collie | 7,015 | 62 | 125 | | 7,202 | 513 | 2,931 | 751 | 495 | 4,690 |
| Geraldton | 12,587 | 567 | 625 | 187 | 13,966 | 1,425 | 4,226 | 1,197 | 754 | 7,602 |
| Kalgoorlie | 34,845 | | 451 | 44 | 35,340 | 1,984 | 13,664 | 1,605 | | 17,253 |
| Narrogin (b) | 5,487 | 84 | | 438 | 6,009 | 334 | 1,677 | 684 | 472 | 3,167 |
| Northam | 10,291 | 1,178 | 31 | 78 | 11,578 | 1,236 | 3,937 | 1,403 | 1,100 | 7,676 |
| Wagin (b) | 2,701 | 161 | 1 | 32 | 2,895 | 384 | 805 | 367 | 154 | 1,710 |
| York (b) | 2,957 | 135 | 35 | 81 | 3,208 | 346 | 1,038 | 590 | 167 | 2,141 |
| Total | 115,196 | 2,310 | 1,437 | 885 | 119,828 | 9,031 | 42,650 | 11,311 | 6,092 | 69,084 |
| GRAND TOTAL | 684,000 | 5,683 | 19,411 | 17,418 | 726,512 | 44,588 | 324,273 | 65,517 | 13,615 | 447,993 |

* Including Interest on Sinking Funds for the year, and Repayment of Loans not provided for by Sinking Funds. Buildings, Plant and Material, £1,393,141; and all other Assets, £88,061. † Comprising Bank Overdrafts, £13,023; all other Liabilities, £2,075. (a) Returns for year ended 30th September. (b) Returns for year ended 31st

Year ended 31st October, 1936—continued.

Electricity and Gas Undertakings and Loan Receipts and Expenditure.)

| Admin- istra- tive Ex- penses. | Con- struc- tion Works. | Main- ten- ance Works. | Street Light- ing. | EXPENDITURE. | | | On Prop- erty under Coun- cil's Control. | All other. | Total. | Assets. | Li- abil- ities. |
|--|----------------------------------|---------------------------------|--------------------------|-------------------------------|---------------------------------------|--------------------------------------|---|---------------|---------|------------|------------------------|
| | | | | Loan Disbursements. | | | | | | | |
| | | | | In- terest, etc. (a) | Sinking Fund Contri- bution* | Repay- ment of Prin- cipal. | | | | | |
| £ | £ | £ | £ | £ | £ | £ | £ | £ | £ | £ | |
| 1,070 | 8,060 | 985 | 624 | 1,454 | 809 | 403 | 4,958 | 2,300 | 20,663 | 32,019 | 32,802 |
| 1,219 | 7,476 | 1,899 | 749 | 2,482 | 464 | 2,351 | 6,554 | 1,699 | 24,883 | 51,267 | 58,795 |
| 4,437 | 7,760 | 2,731 | 1,994 | 6,600 | 4,812 | 8,376 | 8,539 | 5,442 | 50,691 | 333,811 | 109,999 |
| 1,118 | 3,517 | 1,132 | 527 | 1,541 | 1,261 | 2,286 | 1,099 | 843 | 13,314 | 51,411 | 30,566 |
| 777 | 641 | 2,523 | 240 | 1,081 | 286 | 1,013 | 2,156 | 698 | 9,415 | 21,679 | 23,478 |
| 361 | 570 | 1,732 | 104 | 166 | 137 | 52 | 661 | 212 | 3,995 | 11,417 | 3,281 |
| 1,001 | 3,337 | 1,136 | (b) | 982 | 765 | 822 | 2,258 | 990 | 11,291 | 30,873 | 19,750 |
| 14,538 | 41,169 | 27,787 | 10,302 | 40,590 | 18,545 | 40,394 | 51,041 | 11,788 | 256,154 | 1,116,154 | 788,922 |
| 2,798 | 18,478 | 2,705 | (b) | 4,103 | 2,123 | 3,470 | 9,641 | 1,692 | 45,010 | 96,611 | 96,515 |
| 27,319 | 91,008 | 42,630 | 14,540 | 58,999 | 29,182 | 59,167 | 86,907 | 25,664 | 435,416 | 1,745,242 | 1,164,108 |
| 1,152 | 540 | 3,441 | 1,047 | 1,811 | 1,052 | 336 | 2,313 | 789 | 12,481 | 31,188 | 39,880 |
| 2,001 | 921 | 2,757 | 899 | 62 | | 100 | 3,532 | 1,578 | 11,850 | 11,891 | 8,083 |
| 1,891 | 4,289 | 1,997 | 566 | 1,960 | 861 | 918 | 6,651 | 1,029 | 20,162 | 24,175 | 35,868 |
| 402 | 180 | 391 | 120 | 142 | | 64 | 531 | 212 | 2,042 | 4,867 | 2,026 |
| 597 | 474 | 798 | 160 | 131 | 165 | 140 | 341 | 467 | 3,273 | 6,605 | 5,353 |
| 1,158 | 3,232 | 1,523 | (b) | 885 | | 1,109 | 335 | 387 | 8,629 | 31,493 | 22,690 |
| 2,172 | | 2,538 | 727 | 1,515 | 149 | 1,898 | 2,222 | 2,128 | 18,349 | 15,760 | 41,910 |
| 2,579 | 10,318 | 2,343 | 2,834 | 49 | | | 6,214 | 5,208 | 29,545 | 45,935 | 2,789 |
| 894 | 814 | 972 | 319 | 1,058 | | 164 | 1,734 | 589 | 6,901 | 22,110 | 21,912 |
| 2,053 | 718 | 3,823 | 753 | 1,321 | 487 | 843 | 5,199 | 1,581 | 16,778 | 26,721 | 33,520 |
| 292 | 294 | 547 | 128 | 476 | 230 | | 837 | 226 | 3,030 | 13,061 | 10,867 |
| 796 | 869 | 352 | 417 | 451 | 392 | | 838 | 193 | 4,308 | 21,146 | 10,223 |
| 15,987 | 22,649 | 21,482 | 7,970 | 9,861 | 3,693 | 5,572 | 30,747 | 14,387 | 182,848 | 254,952 | 235,071 |
| 43,306 | 113,657 | 64,112 | 22,510 | 68,860 | 32,875 | 64,739 | 117,654 | 40,051 | 567,764 | 2,000,194† | 1,399,174 |

Funds, £13,013.

Assets, £71,121.

† Comprising Cash and Bank Balances, £44,454; Arrears of Rates, £85,093; Value of Town

Assets, £71,121. ‡ Comprising Bank Overdrafts and Outstanding Cheques, £44,614; Outstanding Debentures

and Expenditure—Assets and Liabilities.

| Expenditure—continued. (d) | | | | | | | Assets | Liabilities. |
|----------------------------|------------------------------|-------------------------------|--------------------|--------------------|-------------------------|------------|------------|--------------|
| Other Charges. | | | | Total Expenditure. | Capital Expenditure (e) | Assets | | |
| Interest on Loans, etc. | *Sinking Fund Con-tribution. | Depreciation, Re-serves, etc. | Total Expenditure. | | | | | |
| £ | £ | £ | £ | £ | £ | £ | £ | |
| 477 | 337 | 3,023 | 12,334 | | | 23,109 | 11,742 | |
| | | | 10,001 | | | 9,088 | 350 | |
| | | 600 | 3,169 | | | 6,339 | 505 | |
| 215 | 376 | 603 | 6,567 | | | 16,561 | 5,579 | |
| 41,605 | 44,516 | 97,887 | 517,790 | | | 1,522,838 | 816,086 | |
| 1,416 | 1,016 | 1,711 | 22,830 | | | 40,825 | 35,374 | |
| 43,713 | 46,245 | 103,824 | 572,691 | | | 1,618,760 | 869,636 | |
| 715 | 1,137 | 788 | 6,084 | | | 26,913 | 17,714 | |
| 135 | 600 | | 12,653 | | | 23,042 | 4,164 | |
| 1,172 | 955 | 1,984 | 9,558 | | 13 | 29,009 | 25,769 | |
| 144 | 353 | 535 | 3,109 | | 3 | 11,135 | 6,434 | |
| 320 | 556 | 486 | 3,321 | | | 6,987 | 8,347 | |
| 303 | 375 | 559 | 5,927 | | | 16,444 | 6,135 | |
| 1,893 | 3,374 | 1,996 | 14,865 | | | 44,634 | 31,030 | |
| | | 6,556 | 23,809 | | | 36,086 | 13,632 | |
| 959 | 828 | 8 | 4,962 | | | 26,982 | 23,282 | |
| 357 | 359 | 798 | 9,190 | | | 22,155 | 7,900 | |
| 137 | 655 | 34 | 2,536 | | | 10,677 | 3,314 | |
| 390 | 157 | 333 | 3,021 | | | 14,063 | 7,432 | |
| 6,525 | 9,349 | 14,077 | 99,035 | 16 | | 268,127 | 155,153 | |
| 50,238 | 55,594 | 117,901 | 671,726 | 16 | | †1,886,887 | †1,024,789 | |

† Comprising Cash and Bank Balances, £32,008; Fixed Deposits, £48,553; Accrued Sinking Funds, £825,124; Land, Outstanding Debentures and Bonds, £905,206; Sundry Creditors, £33,763; Consumers' Deposits, £70,722; and August, (e) Excluding Loan Receipts. (d) Excluding Capital Expenditure. (e) Excluding Loan Expenditure.

No. 4.—*Loan Receipts and Expenditure (excluding Electricity and Gas Undertakings)*—Year ended 31st October, 1936, and Loan Position at 31st October, 1936.

| Name of Municipality. | Loan Receipts and Expenditure. | | | | Loan Indebtedness. | | | | | | | | | |
|-----------------------|--------------------------------|-----------------|-------------------|--------|---|---|--|---|---|---|---|--|---------------------|--|
| | Receipts. | | Expenditure. | | Amount Outstanding, 31st October, 1935. | Bank Loans Outstanding, 31st October, 1935 (a). | Repayments of Principal during the Year. | Amount Outstanding, 31st October, 1936. | Bank Loans Outstanding, 31st October, 1936 (a). | Accrued Sinking Funds in Hands of Trustees on 31st October, 1936. | Net Liability on Loans, 31st October, 1936. | Liability on Account of Interest at end of Year. | | |
| | Loans Raised. | Roads, Bridges. | Council Property. | Other. | | | | | | | | To Banks. | To Other Creditors. | |
| Claremont | £ | £ | £ | £ | £ | £ | £ | £ | £ | £ | £ | £ | £ | |
| Cottesloe | ... | ... | ... | ... | 29,263 | 16,513 | 403 | 28,860 | 16,110 | 8,688 | 20,172 | 807 | 641 | |
| Fremantle | ... | ... | 1,090 | ... | 56,965 | 27,575 | 2,351 | 54,614 | 54,914 | 8,459 | 46,155 | 1,299 | 1,361 | |
| Fremantle, East | ... | ... | ... | ... | 140,105 | 57,814 | 35,240 | 101,865 | 55,464 | 32,725 | 69,140 | 2,421 | 2,301 | |
| Fremantle, North | ... | ... | ... | ... | 35,561 | 24,161 | 6,572 | 28,989 | 17,589 | 9,336 | 19,653 | 799 | 556 | |
| Guildford | ... | ... | ... | ... | 23,873 | 891 | 1,013 | 22,860 | 672 | 8,182 | 14,678 | 34 | 1,106 | |
| Midland Junction | ... | ... | ... | ... | 3,333 | 1,333 | 52 | 3,281 | 1,281 | 2,893 | 388 | 58 | 100 | |
| Perth | 20,000 | 14,102 | ... | ... | 22,836 | 6,836 | 3,322 | 19,014 | 6,014 | 7,860 | 11,154 | 301 | 651 | |
| Subiaco | ... | ... | ... | ... | 804,013 | 502,613 | 46,094 | 778,011 | 462,219 | 129,835 | 648,176 | 19,644 | 14,740 | |
| Total | 20,000 | 14,102 | 1,090 | ... | 1,203,860 | 701,271 | 101,517 | 1,124,343 | 645,648 | 233,679 | 890,664 | 28,302 | 21,736 | |
| Albany | ... | ... | ... | ... | 36,877 | 5,297 | 336 | 36,641 | 4,961 | 13,641 | 23,000 | 248 | 1,591 | |
| Boulder | ... | ... | ... | ... | 650 | ... | 100 | 550 | ... | ... | 550 | ... | 28 | |
| Bunbury | 8,260 | ... | ... | 8,260 | 40,275 | 31,775 | 15,223 | 33,312 | 30,312 | 1,639 | 31,673 | 1,299 | 140 | |
| Busselton | ... | ... | ... | ... | 64 | ... | 64 | ... | ... | ... | ... | ... | ... | |
| Carnarvon | ... | ... | ... | ... | 6,000 | 6,000 | 647 | 5,353 | 5,353 | 4,595 | 759 | 214 | ... | |
| Collie | 1,000 | ... | ... | ... | 20,477 | 18,977 | 1,109 | 20,368 | 18,868 | 18,868 | 20,368 | 892 | 75 | |
| Geraldton | 2,700 | 507 | 23 | 40 | 41,448 | 29,426 | 10,108 | 34,040 | 30,289 | 34,040 | 34,040 | 1,513 | 188 | |
| Narrogin | 2,600 | ... | ... | 2,600 | 21,304 | 10,900 | 4,079 | 19,825 | 9,500 | 2,376 | 17,449 | 614 | 330 | |
| Northam | ... | ... | ... | ... | 28,422 | 4,314 | 843 | 27,579 | 4,104 | 2,284 | 25,295 | 205 | 1,160 | |
| Wagin | ... | ... | ... | ... | 8,991 | 7,600 | ... | 8,991 | 7,600 | 1,578 | 7,413 | 380 | ... | |
| York | ... | ... | ... | ... | 9,000 | ... | ... | 9,000 | ... | 5,938 | 3,062 | ... | 451 | |
| Total | 14,560 | 507 | 23 | 40 | 213,608 | 114,289 | 32,509 | 195,650 | 110,987 | 32,051 | 163,608 | 5,365 | 4,039 | |
| GRAND TOTAL | 34,560 | 14,609 | 1,113 | 40 | 1,419,468 | 815,560 | 134,026 | 1,320,002 | 756,635 | 265,730 | 1,054,272 | 33,667 | 25,775 | |

(a) Also included in previous column.

No. 5.—*Fremantle Municipal Tramways and Electric Lighting Board*—Revenue Account, Year ended 31st August, 1936.

| Tramway Traffic Revenue. | Revenue. | | | | Expenditure. | | | | Total. |
|--------------------------|--------------------------------------|----------------|---------|-------------------|--------------------|----------------------------------|-----------------|-------------------|---------|
| | Sale of Electricity and Meter Rents. | Other Revenue. | Total. | Traffic Expenses. | Lighting Expenses. | General Repairs and Maintenance. | Power Expenses. | General Expenses. | |
| £ | £ | £ | £ | £ | £ | £ | £ | £ | £ |
| 43,391 | 89,225 | 1,541 | 134,157 | 26,325 | 21,467 | 17,358 | 40,880 | 5,290 | 111,320 |

Note.—Loan and Sinking Fund Particulars are included in the Fremantle and East Fremantle Municipal Statements in Tables Nos 2 and 4.

I.—Municipalities, Year ended 31st October, 1936—continued.
 No. 6.—Electricity and Gas Undertakings—Loan Receipts and Expenditure, Year ended 31st October, 1936, and Loan Position at 31st October, 1936.

| Name of Municipality. | Loan Receipts and Expenditure. | | | | Loan Indebtedness. | | | | | | | Liability on Account of Interest at end of Year. | | | |
|-----------------------|--------------------------------|-----------|---------------|--------|---|-----------------------------------|-----------------------------|---|---|---|---|--|-----------|-------|------------------|
| | Receipts. | | Expenditure. | | Amount Outstanding, 31st October, 1935. | Bank Loans Outstanding, 1935 (a). | Repayments during the Year. | Amount Outstanding, 31st October, 1936. | Bank Loans Outstanding, 31st October, 1936. | Accrued Sinking Funds in Hands of Trustees on 31st October, 1936. | Net Liability on Loans on 31st October, 1936. | | To Banks. | | Other Creditors. |
| | Loans Raised. | Property. | Redemp-tions. | Other. | | | | | | | | | Total. | £ | |
| Claremont | £ | £ | £ | £ | £ | £ | £ | £ | £ | £ | £ | £ | £ | £ | |
| Fremantle, North | | | | | | | | | | | | | | | |
| Midland Junction | | | | | | | | | | | | | | | |
| Perth | | | | | | | | | | | | | | | |
| Subiaco | | | | | | | | | | | | | | | |
| Total | | | | | | | | | | | | | | | |
| Metropolitan. | | | | | | | | | | | | | | | |
| Albany | | 1,073 | | | 18,551 | 7,325 | 976 | 17,575 | 6,617 | 1,540 | 16,085 | 411 | 390 | | |
| Boulder | | 1,073 | | | 3,000 | 3,000 | 600 | 2,400 | 2,400 | | 2,400 | 120 | | | |
| Bunbury | | 1,990 | | | 25,533 | 17,199 | 2,846 | 24,677 | 18,417 | 1,253 | 23,424 | 707 | 296 | | |
| Busselton | | 337 | | | 6,500 | 2,500 | 300 | 6,200 | 2,500 | 1,614 | 4,586 | 106 | 137 | | |
| Carnarvon | | 5,800 | | | 9,250 | | | 7,800 | | 40 | 7,760 | | 390 | | |
| Collie | | 600 | | | 4,953 | 2,453 | 110 | 5,443 | 2,943 | 3,286 | 2,207 | 137 | 125 | | |
| Geraldton | | 2,493 | | 8 | 36,366 | 15,616 | 8,628 | 30,288 | 15,988 | 11,372 | 18,866 | 750 | 632 | | |
| Narrogin | | | | | 23,013 | 19,013 | 828 | 22,185 | 18,319 | | 22,185 | 779 | 155 | | |
| Northam | | | | | 7,056 | | 257 | 6,799 | | | 6,799 | | 340 | | |
| Wagin | | | | | 4,419 | 2,679 | 1,219 | 3,200 | | | 3,198 | | 71 | | |
| York | | | | | 7,050 | | 150 | 6,900 | | 226 | 6,674 | | 346 | | |
| Total | 10,890 | 5,576 | 8,083 | 8 | 145,691 | 69,785 | 23,164 | 133,417 | 68,707 | 20,094 | 113,323 | 3,165 | 2,902 | | |
| GRAND TOTAL | 10,890 | 5,576 | 8,083 | 8 | 938,409 | 185,753 | 44,093 | 905,206 | 172,224 | 325,124 | 580,082 | 7,614 | 30,628 | | |

(a) Also included in previous column.

I.—Municipalities, Year ended 31st October, 1936—continued.

No. 7.—Roads, Streets, and Footpaths, as at 31st October, 1936.

| Name of Municipality. | Length of Roads and Streets in Existence. | | | | | | | | | | Footpaths in Existence on 31st October, 1936. | | | | | | | |
|------------------------|---|-----------|------------|--|-----------|---------------------|------------|------------------------------|----------|--|---|-----------------|---|------------|------------|------------|------------|-----------|
| | Bituminous. | | Con-crete. | Granite Limestone or Blast Furnace Slag Water Bound. | | Gravel Water-bound. | | Other Con-structed Surfaces. | | Formed but not Metalled or otherwise Prepared. | | Total Prepared. | Roads Un-prepared except for certain Clearing but used for General Traffic. | | | | | |
| | M. | Ch. | M. | Ch. | M. | Ch. | M. | Ch. | M. | Ch. | M. | Ch. | M. | Ch. | M. | Ch. | | |
| METROPOLITAN. | | | | | | | | | | | | | | | | | | |
| Claremont | 25 | 0 | | | 0 | 40 | | | | | 25 | 40 | | | 23 | 0 | | |
| Cottesloe | 21 | 27 | | | | 8 | 74 | | | | 30 | 21 | | | 22 | 18 | | |
| Fremantle | 35 | 20 | | | 30 | 40 | | a 0 | 64 | 9 | 40 | 76 | 4 | 3 | 46 | 126 | 60 | |
| Fremantle, East | 21 | 13 | 0 | 20 | | | | | | | 21 | 33 | 0 | 79 | | 25 | 30 | |
| Fremantle, North | 12 | 34 | | | | | | | | | 12 | 34 | | | 16 | 56 | | |
| Guildford | 8 | 24 | | | | 0 | 40 | | | 0 | 10 | 8 | 74 | | 17 | 28 | | |
| Midland Junction | 31 | 45 | | | | 4 | 17 | | | | 35 | 62 | 7 | 6 | 54 | 56 | | |
| Perth | 196 | 18 | 0 | 17 | | 12 | 27 | b 7 | 7 | | 215 | 69 | 66 | 67 | 239 | 38 | | |
| Subiaco | 34 | 40 | | | | 3 | 40 | | | | 38 | 0 | | | 74 | 51 | | |
| Total | 385 | 61 | 0 | 37 | 30 | 40 | 29 | 78 | 7 | 71 | 9 | 50 | 464 | 17 | 78 | 38 | 600 | 17 |
| OTHER. | | | | | | | | | | | | | | | | | | |
| Albany | 6 | 20 | | | | 15 | 18 | | | 18 | 0 | 39 | 38 | | | 26 | 20 | |
| Boulder | 3 | 46 | | | 14 | 55 | | | | 3 | 46 | 21 | 67 | 37 | 74 | 47 | 62 | |
| Bunbury | 19 | 78 | | | | 26 | 0 | | | | 45 | 78 | 4 | 0 | 14 | 11 | | |
| Busselton | 2 | 50 | | | 1 | 20 | | | | 0 | 20 | 6 | 0 | 2 | 60 | 3 | 40 | |
| Carnarvon | 0 | 15 | | | | | | | | 5 | 26 | 5 | 41 | 2 | 0 | 4 | 37 | |
| Collie | 7 | 0 | | | | 16 | 0 | | | 12 | 49 | 35 | 49 | 1 | 7 | 36 | 0 | |
| Geraldton | 9 | 79 | | | | 20 | 16 | | | 3 | 8 | 33 | 23 | 12 | 23 | 8 | 60 | |
| Kalgoorlie | 25 | 67 | | | 11 | 69 | | | | 28 | 46 | 61 | 22 | 6 | 0 | 120 | 10 | |
| Narrogin | 3 | 58 | | | | 22 | 31 | | | 10 | 70 | 36 | 79 | 23 | 12 | 37 | 68 | |
| Northam | 16 | 25 | | | | 5 | 29 | | | 0 | 58 | 22 | 30 | 2 | 7 | 15 | 78 | |
| Wagin | 0 | 46 | | | | 9 | 60 | | | 4 | 69 | 15 | 15 | 53 | 76 | 6 | 45 | |
| York | 1 | 53 | | | | 25 | 20 | | | 14 | 11 | 41 | 4 | 7 | 12 | 13 | 8 | |
| Total | 97 | 57 | | | 27 | 64 | 142 | 4 | | 97 | 1 | 364 | 46 | 152 | 31 | 394 | 39 | |
| GRAND TOTAL | 483 | 38 | 0 | 37 | 58 | 24 | 172 | 2 | 7 | 71 | 106 | 51 | 828 | 63 | 230 | 69 | 934 | 56 |

(a) Wood-paved.

(b) Including 3 miles 19 chains wood-paved.

I.—Municipalities, Year ended 31st October, 1936—continued.

No. 8.—Number, Area, Population, Dwellings, Roads and Streets, Valuations, and Finance, 1927 to 1936 (b)†

| As at 31st October:— | No. | Incorporated Area. | Approximate Population. | Dwelling Houses. | Length of Roads and Streets in existence. | | | | | | | | | |
|----------------------|-----|--------------------|-------------------------|------------------|---|--------|---------------|--------|----------|-----|--------------------------------|-----|--------|-----|
| | | | | | Wood-paved. | | Macadamised.† | | Formed. | | Unformed but used for Traffic. | | Total. | |
| | | | | | M. | Ch. | M. | Ch. | M. | Ch. | M. | Ch. | M. | Ch. |
| 1927 ... | 21 | 58,981 | 182,417 | 36,598 | 7 29 | 576 31 | 133 39 | 261 55 | 871 2 | | | | | |
| 1928 ... | 21 | 59,028 | 186,052 | 37,142 | 11 61 | 608 57 | 122 0 | 246 01 | 983 39 | | | | | |
| 1929 ... | 21 | 59,218 | 189,954 | 38,434 | 10 74 | 626 29 | 122 38 | 253 72 | 1,013 53 | | | | | |
| 1930 ... | 21 | 59,543 | 190,994 | 38,678 | 10 14 | 649 1 | 121 64 | 221 65 | 1,002 64 | | | | | |
| 1931 ... | 21 | 59,543 | 193,017 | 38,748 | 9 77 | 642 71 | 115 36 | 259 19 | 1,027 43 | | | | | |
| 1932 ... | 21 | 59,517 | 190,640 | 39,671 | 6 64 | 661 43 | 116 16 | 271 79 | 1,056 42 | | | | | |
| 1933 ... | 21 | 59,517 | 188,402 | 44,237 | 10 18 | 679 69 | 116 59 | 266 62 | 1,073 48 | | | | | |
| 1934 ... | 21 | 59,503 | 191,738 | 44,755 | 6 38 | 691 11 | 111 76 | 265 10 | 1,074 55 | | | | | |
| 1935 ... | 21 | 59,503 | 194,581 | 44,936 | 5 11 | 712 25 | 132 43 | 228 52 | 1,078 51 | | | | | |
| 1936 ... | 21 | 59,511 | 196,092 | 45,932 | 4 3 | 718 9 | 106 51 | 230 69 | 1,059 52 | | | | | |

| Year ended 31st October. | Valuation of Rateable Property in force for the year. | | | Revenue. | | | | Expenditure. | Loans Current on 31st October. | Accrued Sinking Funds in hands of Trustees on 31st Oct. |
|--------------------------|---|---------------|-------------------------------------|-----------|--------------------|--------------------|-------------|--------------|--------------------------------|---|
| | Capital Value. | Annual Value. | Amount payable in respect of Rates. | Rates. | Government Grants. | All other Sources. | Total. | | | |
| | | | | | | (a) | (a) | | | |
| 1927 ... | £ 39,111,843 | £ 2,173,203 | £ 335,349 | £ 324,739 | £ 167 | £ 879,273 | £ 1,204,179 | £ 1,175,643 | £ 2,329,191 | £ 452,027 |
| 1928 ... | 40,922,358 | 2,297,095 | 355,738 | 337,200 | 39,245 | 1,000,675 | 1,377,120 | 1,355,284 | 2,507,429 | 573,725 |
| 1929 ... | 45,206,581 | 2,456,987 | 382,847 | 363,238 | 6,976 | 1,303,606 | 1,673,820 | 1,430,437 | 2,666,040 | 426,901 |
| 1930 ... | 47,908,676 | 2,616,033 | 384,986 | 355,364 | 15,325 | 1,097,796 | 1,468,485 | 1,436,379 | 2,744,192 | 466,718 |
| 1931 ... | 48,541,463 | 2,580,690 | 341,883 | 310,251 | £ 90,727 | 847,008 | 1,247,986 | 1,215,895 | 2,673,910 | 469,910 |
| 1932 ... | 45,724,754 | 2,359,480 | 292,644 | 288,098 | £ 75,437 | 803,163 | 1,166,698 | 1,177,845 | 2,587,879 | 511,013 |
| 1933 ... | 42,824,383 | 2,313,757 | 294,977 | 290,309 | £ 28,163 | 821,699 | 1,140,171 | 1,129,602 | 2,486,103 | 527,413 |
| 1934 ... | 42,718,008 | 2,316,393 | 239,868 | 290,185 | £ 2,236 | 881,122 | 1,173,543 | 1,175,155 | 2,394,892 | 546,445 |
| 1935 ... | 45,597,957 | 2,356,000 | 238,157 | 290,581 | £ 3,475 | 995,216 | 1,289,272 | 1,238,451 | 2,359,882 | 595,187 |
| 1936 ... | 46,447,667 | 2,424,619 | 294,241 | 296,652 | £ 1,862 | 1,042,421 | 1,340,935 | 1,280,405 | 2,225,208 | 590,864 |

† Including Bituminous, Concrete, etc. (a) Including Electricity and Gas Undertakings. (b) At 31st October, 1936, there were 14,656 Street Lamps, 202 miles 27 chains of Storm Water and other Drains, valued at £310,140; 24 Bridges and 324 Culverts under Municipal control. d Mainly Grants for Unemployment Relief.

II.—Road Districts, year ended 30th June, 1936.

| No. | Name of Road District. | Members including Chairman. | Approximate Area of District on 30th June, 1936.* | Approximate Population on 30th June, 1936. | | | Dwellings at 30th June, 1936. | | Valuation of Rateable Property in force for the year 1935-36. | Rates in the £ levied during the year 1935-36. | | |
|---------------------------------|------------------------|-----------------------------|---|--|--------|-----------|-------------------------------|------------------|---|--|------------------------------|------------------|
| | | | | M. | F. | Occupied. | Un-occupied.† | General | | Loan, etc. | | |
| | | | | | | | | On Annual Value. | | | On Unimproved Capital Value. | On Annual Value. |
| METROPOLITAN DIVISION. | | | | | | | | | | | | |
| 1 | Bassettan | No. 9 | 3.9 | 2,594 | 2,372 | 1,012 | 3 | £ 107,917 | £ 5,166 | s. d. 4 51 | s. d. 6 98 | d. 6 98 |
| 2 | Baymount | 9 | 10.7 | 2,317 | 1,301 | 1,301 | 7 | 184,228 | 8,028 | 6 00 | 4 50 | 4 50 |
| 3 | Baymont Park | 7 | 15.5 | 1,860 | 1,540 | 831 | 11 | 182,085 | 5,122 | 5 00 | 7 75 | 7 75 |
| 4 | Camden | 13 | 26.4 | 1,853 | 1,420 | 793 | 11 | 143,299 | 2,738 | 2 00 | 2 46 | 2 46 |
| 5 | Camden | 13 | 7.6 | 6,121 | 5,779 | 2,713 | 141 | 433,085 | 14,644 | 3 81 | 5 00 | 5 00 |
| 6 | Medville | 11 | 20.6 | 3,349 | 2,363 | 1,305 | 7 | 237,312 | 9,967 | 5 90 | 4 18 | 4 18 |
| 7 | Mosman Park | 7 | 1.3 | 1,864 | 2,051 | 941 | 12 | 115,703 | 3,856 | 3 00 | 2 24 (a) | 2 24 (a) |
| 8 | Peppermint Grove | 9 | 0.4 | 610 | 850 | 343 | 3 | 97,383 | 7,471 | 3 00 | 0 63 | 0 63 |
| 9 | Perrin | 7 | 44.4 | 10,000 | 11,276 | 5,319 | 130 | 1,185,835 | 36,169 | 4 20 | 3 13 | 3 13 |
| 10 | Perrin, South | 12 | 5.7 | 4,545 | 4,978 | 2,790 | 44 | 14,725 | 14,725 | 6 34 | 1 32 | 1 32 |
| 11 | Swan | 11 | 307.6 | 2,148 | 1,560 | 914 | 12 | 296,559 | 3,776 | 1 5 | 3 00 | 3 00 |
| Total Metropolitan Division | | | 504.1 | 36,261 | 36,420 | 18,262 | 377 | 975 | 111,662 | | | |
| NORTHERN AGRICULTURAL DIVISION. | | | | | | | | | | | | |
| 12 | Carnarvon | 7 | 2,668 | 893 | 604 | 320 | 2 | 4,959 | 1,146 | 0 9 | 1 46 | 1 46 |
| 13 | Charman, Upper | 9 | 1,474 | 383 | 324 | 162 | 8 | 981 | 1,111 | 0 0 | 1 50 | 1 50 |
| 14 | Chittering | 7 | 4.83 | 393 | 324 | 162 | 22 | 450 | 844 | 0 9 | 3 00 | 3 00 |
| 15 | Dalyellina | 9 | 5,325 | 1,530 | 885 | 549 | 9 | | 2,769 | | 1 14 | 1 14 |
| 16 | Dawson | 7 | 2,622 | 1,334 | 88 | 57 | 5 | | 106,558 | | 0 75 | 0 75 |
| 17 | Dawson | 7 | 807 | 850 | 600 | 309 | | 3,733 | 1,008 | 0 6 | 0 8 25 | 0 8 25 |
| 18 | Geraldton | 7 | 326 | 605 | 333 | 238 | | 125,587 | 568 | 1 00 | 1 00 | 1 00 |
| 19 | Geraldton | 7 | 1,272 | 520 | 580 | 310 | 1 | 3,639 | 91,016 | 0 9 | 0 88 | 0 88 |
| 20 | Goolalling | 9 | 713 | 1,050 | 800 | 431 | 80 | 4,491 | 276,235 | 1 291 | 10 48 | 10 48 |
| 21 | Greenough | 9 | 334 | 1,409 | 322 | 145 | 2 | 1,008 | 96,908 | 1 577 | 4 37 | 4 37 |
| 22 | Irwin | 7 | 857 | 430 | 390 | 143 | 9 | 1,968 | 59,390 | 1 8 5 | 1 85 | 1 85 |
| 23 | Kalbarri | 9 | 787 | 1,355 | 1,070 | 547 | 1 | 8,578 | 237,767 | 1 8 | 1 25 | 1 25 |
| 24 | Korcia | 7 | 1,107 | 700 | 450 | 290 | 27 | | 189,488 | | 1 60 | 1 60 |
| 25 | Kununoppin-Frayling | 7 | 648 | 600 | 450 | 292 | 6 | | 154,464 | | 1 07 | 1 07 |
| 26 | Meekering | 9 | 1,062 | 1,572 | 1,173 | 655 | 19 | 10,462 | 377,620 | 1 6 67 | 1 32 | 1 32 |
| 27 | Maree | 11 | 1,809 | 1,982 | 1,483 | 881 | | 17,600 | 259,216 | 1 5 | 0 25 | 0 25 |
| 28 | Mingenew | 9 | 477 | 1,477 | 834 | 178 | | 3,876 | 274,878 | 1 6 | 1 33 | 1 33 |
| 29 | Mingenew | 9 | 1,445 | 1,264 | 960 | 507 | 26 | 3,822 | 475,639 | 1 6 | 1 00 | 1 00 |
| 30 | Morawa | 9 | 1,281 | 1,570 | 430 | 257 | 17 | 45 | 235,135 | 1 6 | 1 05 | 1 05 |
| 31 | Mt Marshall | 11 | 4,232 | 925 | 535 | 378 | | 287,885 | 2,626 | | 1 68 | 1 68 |
| 32 | Makinbuddin | 7 | 1,286 | 702 | 254 | 252 | 18 | 1,347 | 167,586 | 0 9 | 1 00 | 1 00 |
| 33 | Mulawa | 9 | 4,231 | 1,100 | 800 | 450 | | 8,818 | 179,274 | 0 9 | 1 16 | 1 16 |
| 34 | Northam | 9 | 450 | 1,250 | 930 | 517 | 4 | | 814,463 | | 1 00 | 1 00 |
| 35 | Northampton | 9 | 7,600 | 621 | 756 | 374 | | 6,063 | 259,706 | 0 9 19 | | |
| 36 | Nungah | 11 | 429 | 415 | 157 | 145 | | 1,587 | 107,181 | 1 0 | 0 3 | 0 3 |
| 37 | Pearleford | 9 | 2,750 | 910 | 502 | 320 | | 3,521 | 300,884 | 1 6 | 1 50 | 1 50 |
| 38 | Toodyay | 9 | 681 | 805 | 692 | 364 | 3 | 5,122 | 215,682 | 1 0 | 0 9 | 0 9 |
| 39 | Three Springs | 7 | 1,008 | 503 | 376 | 186 | | 753 | 192,081 | 1 6 | 1 38 | 1 38 |

| | | | | | | | | | | | | | |
|-------------------------|---------------------------------------|-----|---------|--------|--------|--------|-----|--------|-----------|--------|---------|--------|------|
| 40 | Victoria Plains | 7 | 965 | 736 | 520 | 269 | 10 | 3,214 | 252,505 | 1,707 | 0 8-23 | 1-36 | (4) |
| 41 | Waneroo | 9 | 308 | 560 | 272 | 198 | 4 | ... | 86,904 | 1,309 | ... | 3-00 | 1-13 |
| 42 | Wentons | 9 | 1,253 | 600 | 370 | 290 | 7 | 2,388 | 163,959 | 823 | 1 0 | 1-00 | 1-09 |
| 43 | Wongan-Balldu | 11 | 1,342 | 602 | 602 | 397 | 19 | 338 | 299,998 | 2,716 | 1 6 | 1-08 | (3) |
| 44 | Wyalkatchem | 9 | 533 | 1,029 | 619 | 356 | 8 | ... | 275,752 | 1,973 | ... | 1-53 | ... |
| | Total, Northern Agricultural Division | ... | 52,365 | 27,679 | 19,372 | 10,981 | 284 | 98,058 | 7,118,172 | 49,585 | ... | ... | ... |
| SOUTH-WESTERN DIVISION. | | | | | | | | | | | | | |
| 45 | Albany | 7 | 1,692 | 890 | 610 | 400 | 10 | ... | 91,232 | 1,384 | ... | 3-00 | 0-50 |
| 46 | Armadale-Kelmscott | 9 | 276 | 2,118 | 1,690 | 1,098 | 32 | 958 | 165,064 | 2,316 | ... | 3-36 | ... |
| 47 | Arthur, West | 9 | 1,091 | 702 | 455 | 305 | 152 | ... | 86,980 | 875 | 0 9 | 1-25 | ... |
| 48 | Augusta-Margaret River | 9 | 1,129 | 1,643 | 1,149 | 759 | 152 | 2,698 | 56,574 | 856 | 1 0 | 2-00 | ... |
| 49 | Balingup | 9 | 281 | 793 | 390 | 345 | 15 | 4,809 | 72,120 | 881 | 0 6 | 0 2-06 | 0-38 |
| 50 | Beverley | 13 | 904 | 1,050 | 930 | 465 | 15 | 50 | 222,881 | 1,561 | 1 11-66 | 1-00 | (4) |
| 51 | Blackwood, Upper | 9 | 1,104 | 1,900 | 580 | 490 | 9 | ... | 199,438 | 1,393 | 1 0 | 1-66 | 0-40 |
| 52 | Bridgetown | 11 | 450 | 1,210 | 954 | 560 | 6 | 3,064 | 135,644 | 2,001 | 0 9 | 3-12 | ... |
| 53 | Brookton | 9 | 640 | 846 | 420 | 420 | 3 | ... | 165,458 | 807 | 0 9 | 1-00 | ... |
| 54 | Broomehill | 7 | 454 | 456 | 353 | 206 | ... | 3,064 | 179,434 | 1,132 | 0 9 | 1-38 | ... |
| 55 | Bruce Rock | 18 | 1,051 | 1,400 | 1,070 | 550 | 7 | ... | 486,953 | 2,761 | ... | 1-36 | ... |
| 56 | Bunbury | 7 | 77 | 706 | 510 | 264 | ... | 3,673 | 44,728 | 665 | ... | 3-50 | ... |
| 57 | Capel | 7 | 181 | 706 | 582 | 273 | 2 | ... | 67,363 | 729 | 1 2-15 | 1-88 | ... |
| 58 | Collie | 7 | 350 | 1,147 | 955 | 540 | 25 | 5,422 | 66,816 | 1,471 | 0 9 | 4-22 | 1-00 |
| 59 | Corrigin | 9 | 1,196 | 1,098 | 795 | 429 | 6 | ... | 313,714 | 2,626 | 0 9 | 1-50 | 0-25 |
| 60 | Cranbrook | 9 | 1,414-2 | 440 | 361 | 215 | 1 | 1,727 | 162,978 | 1,071 | 1 0 | 1-58 | ... |
| 61 | Cuballing | 9 | 488 | 460 | 400 | 204 | 1 | 1,413 | 110,796 | 779 | 1 0 | 1-50 | ... |
| 62 | Dardanup | 9 | 208 | 698 | 645 | 282 | ... | 600 | 69,458 | 986 | 0 9 | 3-00 | ... |
| 63 | Darling Range | 7 | 136-8 | 1,590 | 1,434 | 872 | ... | ... | 143,100 | 2,933 | 0 9 | 4-85 | ... |
| 64 | Denmark | 9 | 718 | 680 | 610 | 395 | 17 | ... | 61,081 | 776 | ... | 2-50 | (74) |
| 65 | Drakesbrook | 9 | 322 | 1,270 | 550 | 387 | 2 | 4,499 | 61,262 | 1,082 | 1 9 | 2-00 | ... |
| 66 | Pumbeyung | 9 | 994 | 940 | 670 | 380 | 13 | 4,716 | 208,006 | 1,970 | 1 0 | 2-00 | ... |
| 67 | Fremanter | 9 | 53-3 | 1,272 | 940 | 552 | ... | ... | 106,120 | 1,983 | ... | 4-50 | ... |
| 68 | Gnowangerup | 9 | 4,079 | 874 | 700 | 358 | ... | ... | 205,654 | 2,591 | ... | 2-64 | ... |
| 69 | Gosnells | 11 | 48-3 | 1,711 | 1,460 | 796 | ... | ... | 187,740 | 4,172 | ... | 4-62 | 0-38 |
| 70 | Greenbushes | 7 | 73 | 437 | 401 | 215 | 2 | 2,815 | 14,320 | 357 | 1 3 | 3-00 | (4) |
| 71 | Harvey | 11 | 927 | 3,136 | 2,232 | 1,640 | 2 | 11,941 | 230,661 | 5,222 | 1 2-29 | 2-00 | (6) |
| 72 | Katanning | 13 | 586 | 1,569 | 1,628 | 757 | 4 | 256 | 190,061 | 2,695 | 1 4-78 | 2-65 | (2) |
| 73 | Kent | 13 | 2,841 | 505 | 328 | 204 | 12 | 859 | 128,148 | 811 | 0 8 | 0 0-5 | ... |
| 74 | Kojoonup | 9 | 1,134 | 945 | 640 | 422 | ... | ... | 262,573 | 1,809 | ... | 1-00 | ... |
| 75 | Kondinin | 7 | 1,644 | 806 | 463 | 309 | 15 | ... | 221,711 | 1,881 | ... | 1-23 | 0-37 |
| 76 | Kulin | 7 | 1,828 | 700 | 480 | 323 | 9 | ... | 218,876 | 1,695 | ... | 1-08 | 0-33 |
| 77 | Lake Grace | 11 | 3,523 | 950 | 575 | 330 | 45 | ... | 280,673 | 1,759 | ... | 1-18 | 0-77 |
| 78 | Manjimup | 10 | 2,645-8 | 4,788 | 3,189 | 1,958 | ... | 14,046 | 156,332 | 2,693 | 1 6-72 | 1-18 | (6) |
| 79 | Maradong | 9 | 788 | 625 | 375 | 340 | 9 | ... | 109,005 | 461 | ... | 1-00 | 0-50 |
| 80 | Munding | 7 | 2,875 | 2,150 | 1,500 | 1,200 | 100 | ... | 190,792 | 3,331 | ... | 4-50 | ... |
| 81 | Murray | 9 | 769 | 2,700 | 2,121 | 1,240 | 36 | 15,419 | 133,274 | 2,050 | 1 3-46 | 2-12 | ... |
| 82 | Nannup | 7 | 926 | 640 | 550 | 187 | ... | 6,175 | 51,028 | 785 | 1 6 | 2-00 | ... |
| 83 | Narembeen | 9 | 1,411 | 819 | 532 | 321 | 53 | 44 | 242,526 | 1,640 | ... | 1-62 | ... |
| 84 | Narrogin | 7 | 625 | 600 | 500 | 265 | 35 | ... | 149,686 | 1,247 | ... | 2-00 | ... |
| 85 | Pingelly | 9 | 476 | 980 | 876 | 392 | 2 | 7,675 | 163,917 | 1,403 | 1 0 | 1-50 | ... |
| 86 | Plantagenet | 9 | 1,780 | 1,851 | 800 | 535 | 10 | 7,050 | 148,510 | 2,014 | 1 0 2-5 | 1-81 | 0-50 |
| 87 | Preston | 9 | 326 | 1,100 | 850 | 524 | 10 | 5,365 | 80,180 | 685 | 0 6 | 1-50 | ... |
| 88 | Quairading | 11 | 665 | 1,025 | 760 | 413 | 17 | 4,750 | 301,139 | 2,311 | 1 3 | 1-62 | ... |
| 89 | Rockingham | 11 | 146 | 750 | 350 | 500 | 3 | ... | 67,607 | 2,084 | ... | 3-41 | 4-83 |
| 90 | Serpentine-Jarraldale | 7 | 288 | 951 | 704 | 429 | 26 | 4,812 | 49,225 | 856 | 1 0 | 3-00 | ... |
| 91 | Sussex | 7 | 506 | 1,800 | 1,400 | 825 | 70 | 4,410 | 86,697 | 928 | 1 0 | 2-49 | ... |

| NORTH-WESTERN DIVISION. | | 9 | 25,281 | 358 | 97 | 86 | ... | 40 | 186,110 | 1,295 | 2 0 | 1-56 | 0-08 |
|-----------------------------------|----------------------|-----|-----------|---------|---------|--------|-------|---------|------------|---------|--------|------|------|
| 114 | Ashburton ... | 5 | 21,928 | 420 | 202 | 90 | ... | 1,880 | 269,224 | 1,500 | 1 6 | 1-25 | ... |
| 115 | Gascayne-Mhillya ... | 5 | 20,592 | 384 | 77 | 35 | ... | 109 | 198,331 | 1,037 | 0 9 | 1-25 | ... |
| 116 | Gascayne, Upper ... | 9 | 17,450 | 248 | 88 | 26 | ... | ... | 236,415 | 985 | ... | 1-00 | ... |
| 117 | Murchison ... | 7 | 8,452 | 380 | 170 | 79 | ... | 2,749 | 74,487 | 382 | 0 6-28 | 1-00 | ... |
| 118 | Roebourne ... | 5 | 7,814 | 180 | 180 | 61 | ... | 1,008 | 50,266 | 414 | 2 0 | 1-50 | ... |
| 119 | Shark Bay ... | 7 | 15,185 | 120 | 15 | 20 | ... | ... | 47,493 | 297 | ... | 1-50 | ... |
| 120 | Tableland ... | ... | 116,202 | 1,980 | 769 | 397 | ... | 5,286 | 1,062,326 | 5,910 | ... | ... | ... |
| Total, North-Western Division ... | | ... | ... | ... | ... | ... | ... | ... | ... | ... | ... | ... | ... |
| NORTHERN DIVISION. | | 7 | 20,740 | †675 | †540 | 246 | ... | 6,834 | 21,536 | 773 | 0 6 | 1-00 | ... |
| 121 | Broome ... | 7 | 31,374 | 153 | 26 | 51 | ... | 270 | 68,460 | 445 | 1 3 | 1-50 | ... |
| 122 | Hall's Creek ... | 7 | 39,855 | 228 | 69 | 40 | ... | 1,580 | 101,379 | 944 | 1 0 | 2-00 | ... |
| 123 | Kimberley, West ... | 7 | 69,526 | 340 | 93 | 53 | ... | ... | 64,195 | 535 | ... | 2-00 | ... |
| 124 | Marble Bar ... | 7 | 92,568 | 116 | 29 | 30 | ... | 300 | 70,396 | 305 | 0 9 | 1-00 | ... |
| 125 | Nulagine ... | 5 | 9,034 | 498 | 142 | 103 | ... | 2,200 | 64,411 | 513 | 1 0 | 1-50 | ... |
| 126 | Port Hedland ... | 7 | 46,791 | 480 | 74 | 102 | ... | 1,885 | 29,966 | 141 | 0 6 | 0-75 | ... |
| 127 | Wyndham ... | ... | 310,188 | 2,490 | 973 | 625 | ... | 13,069 | 420,343 | 3,656 | ... | ... | ... |
| Total, Northern Division ... | | ... | ... | ... | ... | ... | ... | ... | ... | ... | ... | ... | ... |
| GRAND TOTAL ... | | ... | 975,823-3 | 154,361 | 114,502 | 66,412 | 1,682 | 429,335 | 22,058,363 | 273,988 | ... | ... | ... |

* Supplied by the Department of Works and Labour.
 † Including Dwellings in the course of erection.
 ‡ Including 549 Asiatics.
 § Only 12-6 square miles of this District is in the Metropolitan Area.
 (a) Also a Lighting Rate of †d. on £115,703.
 (b) Loan Rates of †d. on £4,663, Annual, and †d. and †d. on £82,019 and £49,631, Unimproved Capital Value.
 (c) Loan Rates of †d. and †d. on £90,178 and £151,499, respectively.
 (d) Loan Rate of †d. on £4,229.
 (e) Loan Rate of †d. on £55,430.
 (f) Loan Rates of †d. and †d. on £477,881 and £22,795, respectively.
 (g) Loan Rate of †d. on £122, Annual Value, and †d. on £4,378, Unimproved Capital Value.
 (h) Loan Rate of †d. on £4,719.
 (i) Loan Rate of †d. on £6,813.
 (j) Lighting Rate of †d. on £110,272, Unimproved Capital Value.
 (k) Loan Rates of 1s. 1d. and 10d. on £7,377 and £2,293, Annual Value, and †d., †d., and †d. on Unimproved Capital Values of £73,095, £30,327 and £38,502, respectively.
 (l) Loan Rate of 2d. on £92,031.
 (m) Loan Rate of 3d. on £10,749.
 (n) Loan Rates of †d. and †d. on £2,296.
 (o) Loan Rate of †d. on £2,802.
 (p) Loan Rate of 1s. 1d. and 10d. on £11,557.
 (q) Loan Rate of 4d. on £2,802.
 (r) Loan Rate of †d. on £119,328.
 (s) Loan Rate of 1s. 3d. on £1,428.
 (t) Loan Rate of †d. on £66,594.
 (u) Fire Brigade Rate of 4d. on £2,296.

| | | | | | | | | | | | | | | | | | | | | | |
|--------------------------------------|--------|--------|-------|-------|-------|-----|-------|---------|--------|--------|--------|-------|-------|-------|--------|-------|---------|---------|--------|-------|-------|
| Three Springs | 1,184 | 1,072 | 127 | 2,091 | 7,831 | 365 | 3,743 | 108,519 | 18,208 | 31,983 | 26,431 | 3,837 | 1,254 | 2,333 | 18,730 | 6,601 | 109,877 | 241,952 | 2,499 | 2,829 | 2,155 |
| Victoria Plains | 1,588 | 1,751 | 43 | 2,482 | 305 | 385 | 2,608 | 2,482 | 2,087 | 2,044 | 858 | 48 | 16 | 71 | 807 | 71 | 3,367 | 5,353 | 3,879 | 3,028 | |
| Wanneroo | 211 | 1,049 | 49 | 1,985 | 988 | 919 | 3,517 | 1,985 | 2,044 | 1,307 | 75 | 24 | 16 | 71 | 882 | 165 | 6,349 | 7,141 | 2,289 | 1,295 | |
| Westonia | 294 | 881 | 100 | 1,418 | 489 | 301 | 1,382 | 1,418 | 1,382 | 1,308 | 40 | 5 | 185 | 100 | 141 | 77 | 2,267 | 3,474 | 3,879 | 3,028 | |
| Wongan-Ballidu | 987 | 1,884 | 504 | 4,839 | 681 | 681 | 4,063 | 4,839 | 1,743 | 849 | 800 | 8 | 22 | 636 | 678 | 141 | 5,080 | 16,589 | 7,546 | 6,933 | |
| Wyalkatchem | 1,378 | 1,961 | 138 | 4,063 | 681 | 681 | 4,063 | 4,063 | 1,839 | 922 | 131 | 181 | 22 | 193 | 895 | 76 | 4,309 | 7,629 | 7,546 | 7,015 | |
| Total, N. Agricult- ural Division | 36,375 | 45,531 | 6,273 | 2,091 | 7,831 | 365 | 3,743 | 108,519 | 18,208 | 31,983 | 26,431 | 3,837 | 1,254 | 2,333 | 18,730 | 6,601 | 109,877 | 241,952 | 2,499 | 2,829 | 2,155 |
| SOUTH - WESTERN DIVISION. | | | | | | | | | | | | | | | | | | | | | |
| Albany | 1,042 | 1,208 | 400 | 3,423 | 142 | 4 | 106 | 3,042 | 434 | 1,087 | 858 | 48 | 16 | 71 | 807 | 71 | 3,367 | 5,353 | 3,879 | 3,028 | |
| Armadale-Kelmeccott | 2,457 | 3,423 | 69 | 702 | 351 | 4 | 230 | 6,590 | 988 | 2,044 | 1,307 | 24 | 16 | 71 | 882 | 165 | 6,349 | 7,141 | 2,289 | 1,295 | |
| Arthur, West | 877 | 702 | 203 | 255 | 104 | 39 | 31 | 1,932 | 389 | 586 | 469 | 25 | 11 | 70 | 216 | 51 | 2,211 | 4,489 | 4,489 | 3,531 | |
| Augusta-Margaret River | 756 | 1,436 | 148 | 104 | 91 | 46 | 46 | 1,137 | 645 | 483 | 40 | 5 | 185 | 100 | 141 | 77 | 2,267 | 3,474 | 3,879 | 3,028 | |
| Balingup | 610 | 2,194 | 500 | 1,418 | 186 | 102 | 574 | 5,319 | 408 | 1,382 | 127 | 127 | 36 | 36 | 475 | 303 | 3,544 | 5,138 | 5,138 | 4,164 | |
| Baverley | 1,399 | 1,418 | 1 | 1,111 | 38 | 91 | 32 | 2,182 | 473 | 712 | 789 | 6 | 73 | 73 | 75 | 94 | 2,458 | 5,083 | 4,164 | 3,531 | |
| Blackwood, Upper | 1,524 | 1,111 | 25 | 250 | 48 | 89 | 6 | 2,288 | 413 | 1,066 | 6 | 6 | 73 | 73 | 75 | 94 | 2,458 | 5,083 | 4,164 | 3,531 | |
| Bridgetown | 1,762 | 2,277 | 30 | 2,894 | 467 | 33 | 37 | 4,115 | 236 | 2,944 | 154 | 16 | 12 | 72 | 352 | 72 | 2,977 | 3,613 | 3,028 | 3,028 | |
| Brookton | 897 | 1,111 | 25 | 250 | 48 | 89 | 6 | 2,288 | 413 | 1,066 | 6 | 6 | 73 | 73 | 75 | 94 | 2,458 | 5,083 | 4,164 | 3,531 | |
| Broomhill | 1,120 | 2,894 | 50 | 250 | 467 | 33 | 37 | 4,115 | 236 | 2,944 | 154 | 16 | 12 | 72 | 352 | 72 | 2,977 | 3,613 | 3,028 | 3,028 | |
| Bruce Rock | 2,365 | 727 | 200 | 126 | 26 | 16 | 16 | 2,597 | 349 | 637 | 106 | 106 | 12 | 72 | 352 | 72 | 2,977 | 3,613 | 3,028 | 3,028 | |
| Capel | 705 | 1,329 | 200 | 126 | 26 | 16 | 16 | 2,597 | 349 | 637 | 106 | 106 | 12 | 72 | 352 | 72 | 2,977 | 3,613 | 3,028 | 3,028 | |
| Collie | 1,079 | 1,387 | 220 | 183 | 51 | 64 | 4 | 4,722 | 808 | 1,106 | 1,458 | 297 | 4 | 124 | 183 | 27 | 1,646 | 4,330 | 1,511 | 7,085 | |
| Corrigin | 1,109 | 720 | 220 | 183 | 51 | 64 | 4 | 4,722 | 808 | 1,106 | 1,458 | 297 | 4 | 124 | 183 | 27 | 1,646 | 4,330 | 1,511 | 7,085 | |
| Craabrook | 671 | 2,444 | 25 | 743 | 2 | 9 | 15 | 1,431 | 340 | 583 | 373 | 4 | 4 | 124 | 183 | 27 | 1,646 | 4,330 | 1,511 | 7,085 | |
| Cuballing | 1,092 | 966 | 25 | 743 | 2 | 9 | 15 | 1,431 | 340 | 583 | 373 | 4 | 4 | 124 | 183 | 27 | 1,646 | 4,330 | 1,511 | 7,085 | |
| Dardanup | 2,772 | 2,444 | 25 | 743 | 2 | 9 | 15 | 1,431 | 340 | 583 | 373 | 4 | 4 | 124 | 183 | 27 | 1,646 | 4,330 | 1,511 | 7,085 | |
| Darling Range | 511 | 864 | 122 | 122 | 114 | 15 | 15 | 1,680 | 346 | 630 | 806 | 72 | 2 | 50 | 320 | 145 | 2,230 | 6,146 | 1,180 | 1,013 | |
| Denmark | 965 | 986 | 122 | 122 | 114 | 15 | 15 | 1,680 | 346 | 630 | 806 | 72 | 2 | 50 | 320 | 145 | 2,230 | 6,146 | 1,180 | 1,013 | |
| Drakesbrook | 1,983 | 1,973 | 20 | 495 | 291 | 192 | 192 | 2,506 | 549 | 1,298 | 995 | 117 | 128 | 86 | 1,174 | 164 | 4,028 | 4,108 | 2,580 | 4,820 | |
| Dumbleyung | 1,983 | 2,312 | 130 | 50 | 36 | 47 | 4 | 4,588 | 670 | 1,389 | 2,759 | 117 | 128 | 86 | 1,174 | 164 | 4,028 | 4,108 | 2,580 | 4,820 | |
| Freemantle | 2,160 | 2,108 | 500 | 48 | 985 | 439 | 439 | 6,086 | 670 | 1,389 | 2,759 | 117 | 128 | 86 | 1,174 | 164 | 4,028 | 4,108 | 2,580 | 4,820 | |
| Gnowangerup | 2,691 | 2,265 | 500 | 7 | 108 | 204 | 5 | 5,783 | 508 | 2,206 | 1,344 | 155 | 10 | 151 | 48 | 11 | 5,721 | 13,034 | 3,902 | 5,492 | |
| Gosnells | 316 | 465 | 488 | 181 | 76 | 18 | 18 | 875 | 206 | 114 | 1,392 | 1,030 | 163 | 412 | 525 | 271 | 9,373 | 20,214 | 27,486 | 35 | |
| Greenbushes | 1,475 | 3,108 | 488 | 181 | 76 | 18 | 18 | 875 | 206 | 114 | 1,392 | 1,030 | 163 | 412 | 525 | 271 | 9,373 | 20,214 | 27,486 | 35 | |
| Harvey | 2,485 | 2,369 | 181 | 70 | 619 | 180 | 180 | 8,772 | 1,198 | 3,548 | 1,995 | 1,030 | 163 | 412 | 525 | 271 | 9,373 | 20,214 | 27,486 | 35 | |
| Katanning | 458 | 1,777 | 300 | 517 | 129 | 56 | 56 | 1,475 | 701 | 1,208 | 2,339 | 945 | 185 | 100 | 72 | 18 | 6,501 | 15,057 | 8,031 | 8,031 | |
| Kent | 1,427 | 1,675 | 300 | 517 | 129 | 56 | 56 | 1,475 | 701 | 1,208 | 2,339 | 945 | 185 | 100 | 72 | 18 | 6,501 | 15,057 | 8,031 | 8,031 | |
| Kolonup | 986 | 1,295 | 230 | 1,048 | 205 | 14 | 14 | 3,763 | 596 | 1,239 | 1,954 | 268 | 77 | 342 | 316 | 66 | 4,554 | 9,496 | 4,213 | 4,213 | |
| Kondinin | 655 | 442 | 230 | 1,048 | 205 | 14 | 14 | 3,763 | 596 | 1,239 | 1,954 | 268 | 77 | 342 | 316 | 66 | 4,554 | 9,496 | 4,213 | 4,213 | |
| Kullin | 988 | 1,429 | 280 | 611 | 164 | 18 | 18 | 3,064 | 741 | 1,467 | 778 | 113 | 77 | 342 | 316 | 66 | 4,554 | 9,496 | 4,213 | 4,213 | |
| Lake Grace | 235 | 3,051 | 56 | 611 | 164 | 18 | 18 | 3,064 | 741 | 1,467 | 778 | 113 | 77 | 342 | 316 | 66 | 4,554 | 9,496 | 4,213 | 4,213 | |
| Manjimup | 1,718 | 503 | 3 | 3 | 3 | 19 | 19 | 1,156 | 607 | 3,700 | 802 | 221 | 194 | 80 | 518 | 396 | 6,778 | 7,323 | 5,081 | 5,081 | |
| Marraling | 681 | 3,119 | 79 | 79 | 79 | 89 | 89 | 7,011 | 232 | 2,190 | 432 | 18 | 32 | 84 | 116 | 116 | 1,145 | 2,042 | 6,805 | 970 | |
| Mundaring | 3,724 | 2,426 | 50 | 50 | 211 | 136 | 136 | 4,852 | 910 | 2,960 | 102 | 18 | 32 | 84 | 116 | 116 | 1,145 | 2,042 | 6,805 | 970 | |
| Murray | 1,995 | 628 | 63 | 500 | 345 | 7 | 7 | 1,758 | 345 | 1,100 | 102 | 12 | 32 | 84 | 116 | 116 | 1,145 | 2,042 | 6,805 | 970 | |
| Nannup | 1,046 | 1,557 | 200 | 150 | 81 | 9 | 9 | 3,240 | 507 | 1,168 | 804 | 149 | 140 | 165 | 1,235 | 277 | 3,378 | 6,858 | 4,591 | 4,591 | |
| Narembeen | 1,405 | 1,226 | 150 | 100 | 726 | 32 | 32 | 3,263 | 507 | 1,168 | 804 | 149 | 140 | 165 | 1,235 | 277 | 3,378 | 6,858 | 4,591 | 4,591 | |
| Narrogin | 1,469 | 2,107 | 600 | 100 | 726 | 32 | 32 | 3,263 | 507 | 1,168 | 804 | 149 | 140 | 165 | 1,235 | 277 | 3,378 | 6,858 | 4,591 | 4,591 | |
| Pingelly | 1,469 | 2,107 | 600 | 100 | 726 | 32 | 32 | 3,263 | 507 | 1,168 | 804 | 149 | 140 | 165 | 1,235 | 277 | 3,378 | 6,858 | 4,591 | 4,591 | |
| Piatagenet | 812 | 1,670 | 334 | 100 | 726 | 23 | 23 | 5,007 | 453 | 984 | 1,023 | 290 | 146 | 155 | 1,240 | 189 | 5,332 | 10,965 | 3,468 | 3,468 | |
| Preston | 1,969 | 2,289 | 600 | 100 | 726 | 118 | 118 | 4,498 | 778 | 1,989 | 1,325 | 146 | 146 | 155 | 1,240 | 189 | 5,332 | 10,965 | 3,468 | 3,468 | |
| Quairading | 927 | 736 | 95 | 95 | 95 | 13 | 13 | 2,514 | 509 | 360 | 397 | 312 | 104 | 587 | 164 | 159 | 2,438 | 3,838 | 7,214 | 7,214 | |
| Rockingham | 1,043 | 736 | 95 | 95 | 95 | 13 | 13 | 2,514 | 509 | 360 | 397 | 312 | 104 | 587 | 164 | 159 | 2,438 | 3,838 | 7,214 | 7,214 | |

| | | | | | | | | | | | | | | | | | | |
|--------------------------|---------|--------|--------|--------|--------|-------|--------|---------|--------|---------|--------|--------|--------|--------|--------|---------|-----------|---------|
| NORTH-WESTERN DIVISION. | | | | | | | | | | | | | | | | | | |
| Ashburton ... | 1,155 | 81 | 8,415 | 1,450 | 289 | ... | 15 | 3,621 | 321 | ... | 4 | ... | 51 | 610 | 79 | 3,955 | 3,190 | 1,092 |
| Gascayne-Mimilya ... | 1,494 | 713 | 4,415 | ... | ... | ... | 99 | 5,711 | 399 | 33 | ... | ... | ... | 1,009 | 125 | 5,862 | 1,819 | 70 |
| Gascayne, Upper ... | 1,048 | 426 | 1,435 | ... | 244 | ... | 17 | 3,170 | 229 | 1,466 | ... | ... | ... | 571 | 51 | 3,386 | 1,815 | 352 |
| Murchison ... | 985 | 549 | 1,250 | ... | ... | ... | 3 | 2,787 | 171 | 1,896 | ... | ... | ... | 268 | 36 | 2,725 | 1,293 | 245 |
| Roebourne ... | 371 | 557 | 1,805 | ... | 443 | 2 | 24 | 3,202 | 341 | 2,136 | ... | ... | ... | 525 | 70 | 3,352 | 2,549 | 276 |
| Shark Bay ... | 528 | 236 | ... | 1,300 | ... | ... | 5 | 2,097 | 226 | 1,287 | ... | ... | ... | 304 | 38 | 1,956 | 2,674 | 419 |
| Tableland ... | 284 | 191 | 1,875 | ... | 284 | ... | 5 | 2,589 | 100 | 1,910 | ... | ... | ... | 386 | 43 | 2,636 | 851 | 390 |
| Total, N.W. Division ... | 5,835 | 81 | 9,780 | 2,750 | 1,208 | 2 | 168 | 23,177 | 1,787 | 8,728 | 4 | ... | 51 | 3,663 | 442 | 23,372 | 14,131 | 2,784 |
| NORTHERN DIVISION. | | | | | | | | | | | | | | | | | | |
| Broome ... | 404 | 691 | 1,721 | ... | 196 | ... | 28 | 3,501 | 275 | ... | ... | ... | ... | 211 | 705 | 3,342 | 3,557 | 455 |
| Hall's Creek ... | 622 | 196 | 100 | 1,450 | 37 | ... | 11 | 2,416 | 142 | 1,526 | ... | ... | ... | 40 | 47 | 2,122 | 1,277 | ... |
| Kimberley, West ... | 787 | 592 | ... | 1,900 | 253 | ... | 43 | 3,575 | 374 | 1,914 | ... | ... | ... | 604 | 85 | 3,201 | 3,236 | 151 |
| Marble Bar ... | 463 | 443 | 1,472 | ... | 329 | 12 | 250 | 2,969 | 433 | 1,393 | 30 | ... | 18 | 927 | 65 | 3,102 | 2,184 | 787 |
| Nullagine ... | 257 | 283 | 180 | 1,825 | 119 | ... | 7 | 2,671 | 240 | 1,836 | ... | ... | ... | 745 | 1 | 3,023 | 673 | 64 |
| Port Hedland ... | 505 | 493 | 1,350 | ... | 180 | 5 | 32 | 2,565 | 323 | 1,362 | 13 | ... | ... | 398 | 100 | 2,817 | 1,291 | 565 |
| Wyndham ... | 467 | 319 | 30 | 1,250 | 11 | ... | 15 | 2,092 | 848 | 1,236 | ... | ... | ... | 61 | 20 | 2,234 | 2,322 | 16 |
| Total, N. Division ... | 3,505 | 691 | 4,853 | 6,425 | 1,125 | 17 | 386 | 19,789 | 2,135 | 8,600 | 43 | ... | 18 | 2,986 | 973 | 19,841 | 14,510 | 1,988 |
| GRAND TOTAL ... | 196,165 | 56,869 | 33,670 | 16,293 | 32,617 | 4,234 | 19,883 | 555,571 | 72,494 | 173,067 | 34,788 | 11,393 | 19,578 | 81,271 | 25,024 | 555,190 | 1,024,095 | 917,541 |

* Including interest accretions during the year. † Including flotation expenses, £294, and interest on overdrafts, £734. ‡ Comprising Bank, Cash, Treasury and Loan Bank balances, £83,545; arrears of rates, £340,277; value of board-owned property, £466,424; accrued sinking funds, £115,963; and all other assets, £17,896.

(a) Including Lighting Rate, £199. (b) Including Lighting Rate, £9. (c) Including Lighting Rate, £2. (d) Including Fire Brigade Rate, £37. (e) Including Lighting Rate, £37.

| | | | | | | | | | | | | | | | | | |
|-----------------------------------|--------|-----|-----|-------|--------|-------|--------|-------|-----|--------|-------|-------|-------|--------|-------|---------|--------|
| NORTHERN GOLDFIELDS | | | | | | | | | | | | | | | | | |
| DIVISION. | | | | | | | | | | | | | | | | | |
| Cue ... | 1,420 | 4 | 25 | 1 | 1,450 | 921 | 631 | 08 | 11 | 041 | 88 | 99 | ... | 431 | 1,143 | 3,805 | 1,513 |
| Leonora ... | 2,612 | 26 | 10 | ... | 2,668 | 377 | 1,907 | 293 | ... | 1,757 | ... | ... | ... | 594 | 2,188 | 4,762 | 286 |
| Meekatharra ... | 2,748 | 20 | ... | 258 | 3,036 | 286 | 698 | 462 | 477 | 1,983 | ... | ... | ... | 13 | 2,457 | 5,567 | 552 |
| Yalgoo ... | 356 | ... | ... | 195 | 551 | 36 | 127 | 166 | 17 | 286 | 22 | 172 | ... | ... | 493 | 2,163 | 390 |
| Total, N. Goldfields Division ... | 7,136 | 59 | 35 | 454 | 7,684 | 870 | 2,633 | 859 | 505 | 4,867 | 105 | 271 | 1,038 | 6,281 | 9 | 16,297 | 2,741 |
| NORTHERN DIVISION. | | | | | | | | | | | | | | | | | |
| Broome ... | 2,445 | 5 | 61 | 710 | 3,230 | 222 | 1,175 | 227 | ... | 1,624 | 367 | 405 | 440 | 2,838 | ... | 9,494 | 8,630 |
| GRAND TOTAL... | 43,514 | 325 | 568 | 2,592 | 46,939 | 4,111 | 21,673 | 3,127 | 915 | 29,826 | 2,458 | 4,015 | 5,642 | 41,941 | 122 | 130,342 | 57,179 |

* Including Interest on Sinking Funds for the year and Repayment of Loans not provided for by Sinking Funds. † Comprising Bank Balances and Cash on Hand, £20,149; Accrued Sinking Funds, £16,924; Sundry Debtors, £7,392; Land, Buildings, Plant and Materials, £82,940; and all other Assets, £3,987. ‡ Comprising Overdrafts, £2,904; Sundry Creditors, £1,813; Outstanding Debentures and Bonds, £47,530; Consumers' Deposits, £4,113, and all other Liabilities, £723. (a) Excluding Loan Receipts. (b) Excluding Capital Expenditure. (c) Excluding Loan Expenditure.

No. 12.—*Loan Receipts and Expenditure during year ended 30th June, 1936, and Loan Position at 30th June, 1936 (excluding Electricity Undertakings).*

| Name of Road District. | Loan Receipts and Expenditure. | | | | Loan Indebtedness. | | | | | | | Liability on Account of Interest at end of Year. | | | | | |
|--|--------------------------------|--------|-----|--------|--------------------|--------|---------|---------|---|----------------------------------|--------------------------------------|--|--|--|---------------------|-------|--------|
| | Receipts. | | | | Expenditure. | | | | Repayment of Principal during the Year. | Amount Current, 30th June, 1936. | Bank Loans Current, 30th June, 1935. | Bank Loans Current, 30th June, 1936. | Accrued Sinking Funds in Hands of Trustees, 30th June, 1936. | Net Liability on Loans, 30th June, 1936. | To Other Creditors. | | |
| | £ | £ | £ | £ | £ | £ | £ | £ | | | | | | | £ | £ | £ |
| METROPOLITAN DIVISION. | | | | | | | | | | | | | | | | | |
| Bassendean | 3,000 | 1,034 | 20 | 1,054 | 18,653 | 1,477 | 28,940 | 20,276 | 28,940 | 18,653 | 1,477 | 28,940 | 20,276 | 1,065 | 22,884 | 861 | 188 |
| Baywater | 12,000 | 1,054 | 112 | 8,295 | 5,027 | 3,516 | 43,466 | 4,879 | 43,466 | 5,027 | 3,516 | 43,466 | 4,879 | 9,970 | 33,487 | 861 | 1,801 |
| Belmont Park | | | | 178 | 3,808 | 853 | 6,028 | 2,998 | 6,028 | 3,808 | 853 | 6,028 | 2,998 | 4,125 | 8,552 | 134 | 153 |
| Canning | | | | 127 | 18,570 | 1,130 | 12,842 | 1,140 | 12,842 | 18,570 | 1,130 | 12,842 | 1,140 | 3,880 | 42,146 | 907 | 667 |
| Melville | 3,750 | | | 3,823 | 6,887 | 692 | 46,026 | 18,136 | 46,026 | 6,887 | 692 | 46,026 | 18,136 | 5,706 | 10,195 | 425 | 1,277 |
| Mosman Park | 4,000 | | | 5,753 | 15,035 | 3,510 | 10,195 | 10,195 | 10,195 | 15,035 | 3,510 | 10,195 | 10,195 | 2,798 | 70,473 | 646 | 3,121 |
| Nedlands | 9,750 | | | 8,254 | 2,958 | 162 | 78,170 | 14,075 | 78,170 | 2,958 | 162 | 78,170 | 14,075 | 55,725 | 240,284 | 2,751 | 10,642 |
| Peppermint Grove | | | | 10,505 | 51,130 | 3,074 | 296,009 | 62,530 | 296,009 | 51,130 | 3,074 | 296,009 | 62,530 | 9,082 | 61,408 | 2,973 | 384 |
| Perth | 28,165 | | | 19,505 | 63,687 | 1,229 | 70,490 | 70,490 | 70,490 | 63,687 | 1,229 | 70,490 | 70,490 | 89,562 | 498,253 | 9,069 | 18,183 |
| South Perth | | | | | | | | | | | | | | | | | |
| Total, Metropolitan | 80,685 | 44,769 | 132 | 46,989 | 185,695 | 15,808 | 587,815 | 198,732 | 587,815 | 185,695 | 15,808 | 587,815 | 198,732 | 89,562 | 498,253 | 9,069 | 18,183 |
| NORTHERN AGRICULTURAL DIVISION. | | | | | | | | | | | | | | | | | |
| Carnamah | | | | 102 | 991 | 30 | 2,136 | 961 | 2,136 | 991 | 30 | 2,136 | 961 | 739 | 1,397 | 82 | 28 |
| Chittering | | | | 1,865 | 771 | 39 | 732 | 732 | 732 | 771 | 39 | 732 | 732 | 1,562 | 7,204 | 97 | 344 |
| Dalwallinu | 2,200 | | 7 | 484 | 484 | 17 | 467 | 2,200 | 467 | 484 | 17 | 467 | 2,200 | 903 | 2,142 | 20 | |
| Dandaragan | | | | | 3,149 | 104 | 3,045 | 3,045 | 3,045 | 3,149 | 104 | 3,045 | 3,045 | 1,150 | 2,685 | 152 | |
| Dowerin | | | | | 1,343 | 28 | 3,815 | 1,315 | 3,815 | 1,343 | 28 | 3,815 | 1,315 | 21 | 2,665 | 66 | |
| Goomalling | | | | | 650 | | 650 | 650 | 650 | 650 | | 650 | 650 | 820 | 2,142 | | |
| Koorda | | | | | 4,250 | | 4,250 | 4,250 | 4,250 | 4,250 | | 4,250 | 4,250 | 780 | 3,470 | | |
| Kununoppin-Trayning | | | | | 2,085 | | 2,085 | 2,085 | 2,085 | 2,085 | | 2,085 | 2,085 | 540 | 4,410 | | |
| Meckering | 3,000 | | | 3,000 | 3,000 | 50 | 4,950 | 2,950 | 4,950 | 3,000 | 50 | 4,950 | 2,950 | 540 | 4,410 | | |
| Meredin | 1,500 | | | 1,500 | 1,967 | 18 | 1,482 | 1,482 | 1,482 | 1,967 | 18 | 1,482 | 1,482 | 540 | 4,410 | | |
| Mingenew | 2,500 | | | 2,522 | 5,244 | 742 | 4,800 | 1,890 | 4,800 | 5,244 | 742 | 4,800 | 1,890 | 540 | 4,410 | | |
| Moora | | | | | 7,188 | 25 | 4,916 | 4,916 | 4,916 | 7,188 | 25 | 4,916 | 4,916 | 1,865 | 5,298 | | |
| Morawa | | | | | 7,188 | 109 | 7,163 | 7,163 | 7,163 | 7,188 | 109 | 7,163 | 7,163 | 1,865 | 5,298 | | |
| Mount Marshall | | | 31 | 3,554 | 4,500 | 12 | 4,391 | 4,391 | 4,391 | 4,500 | 12 | 4,391 | 4,391 | 1,865 | 5,298 | | |
| Mullewa | 1,000 | | | 1,000 | 645 | 64 | 988 | 988 | 988 | 645 | 64 | 988 | 988 | 1,865 | 5,298 | | |
| Mukinbudin | | | | | 1,611 | 19 | 2,342 | 581 | 2,342 | 1,611 | 19 | 2,342 | 581 | 1,865 | 5,298 | | |
| Northampton | | | | 57 | 1,611 | 19 | 2,342 | 581 | 2,342 | 1,611 | 19 | 2,342 | 581 | 1,865 | 5,298 | | |
| Nungarin | 750 | | | | 2,456 | 213 | 2,243 | 2,243 | 2,243 | 2,456 | 213 | 2,243 | 2,243 | 1,865 | 5,298 | | |
| Perenjori | | | | | 1,150 | | 1,150 | 1,150 | 1,150 | 1,150 | | 1,150 | 1,150 | 1,865 | 5,298 | | |
| Three Springs | | | | | 2,475 | 80 | 2,395 | 1,595 | 2,395 | 2,475 | 80 | 2,395 | 1,595 | 1,865 | 5,298 | | |
| Toodyay | | | | | 379 | 100 | 279 | 279 | 279 | 379 | 100 | 279 | 279 | 1,865 | 5,298 | | |
| Victoria Plains | | | | | 379 | 100 | 279 | 279 | 279 | 379 | 100 | 279 | 279 | 1,865 | 5,298 | | |

II.—Road Districts, Year ended 30th June, 1936—continued.
 No. 12.—*Loan Receipts and Expenditure during year ended 30th June, 1936, and Loan Position at 30th June, 1936 (excluding Electricity Undertakings)—continued.*

| Name of Road District. | Loan Receipts and Expenditure. | | | | | Loan Indebtedness. | | | | | | | Liability on Account of Interest at end of Year. | |
|--------------------------------|--------------------------------|-----------------|-----------------|------------------|----------------|----------------------------------|---------------------------------------|---|----------------------------------|---------------------------------------|--|--|--|-----------|
| | Receipts. | Expenditure. | | | | Amount Current, 30th June, 1935. | Bank Loans Current, 30th June, 1935.* | Repayment of Principal during the Year. | Amount Current, 30th June, 1936. | Bank Loans Current, 30th June, 1936.* | Accrued Sinking Funds in Hands of Trustees, 30th June, 1936. | Net Liability on Loans, 30th June, 1936. | To Other Creditors. | |
| | Loans Raised during Year. | Roads, Bridges. | Board Property. | Road Works, etc. | Re-demp-tions. | | | | | | | | Total. | To Banks. |
| £ | £ | £ | £ | £ | £ | £ | £ | £ | £ | £ | £ | £ | £ | |
| NORTH-WESTERN DIVISION. | | | | | | | | | | | | | | |
| Ashburton | | | | | | 400 | | 51 | 340 | | 340 | | | 17 |
| NORTHERN DIVISION. | | | | | | | | | | | | | | |
| Marble Bar | | | | | | 749 | 749 | 18 | 731 | 731 | 390 | 37 | | 14 |
| Port Hedland | | | | | | 300 | | | 300 | | 192 | | | |
| Total, Northern Division | | | | | | 1,049 | 749 | 18 | 1,031 | 731 | 591 | 37 | | 14 |
| GRAND TOTAL | 101,685 | 52,095 | 34,343 | 187 | | 726,249 | 291,090 | 24,180 | 808,754 | 332,428 | 1,115,932 | 15,024 | | 22,058 |

* Included in previous column. † Excludes £21 in transit.

No. 13.—*Electricity Undertakings—Loan Receipts and Expenditure—Year ended 30th June, 1936 and Loan Position at 30th June, 1936.*

II.—*Road Districts, Year ended 30th June, 1936—continued.*

| Name of Road Board. | Loan Receipts and Expenditure. | | | | Loan Indebtedness. | | | | | | | Liability on account of Interest at end of Year. | |
|--|--------------------------------|--------------|--------------|--------|--------------------------------------|---|---------------------------------|--------------------------------------|--|---|--------|--|------------------|
| | Receipts. Loans Raised. | Expenditure. | | | Bank Loans Current 30th June, 1935.* | Repayment of Principal during the year. | Amount Current 30th June, 1935. | Bank Loans Current 30th June, 1936.* | Accrued Sinking Funds in Hands of Trustees on 30th June, 1936. | Net Liability on Loans 30th June, 1936. | To | | |
| | | On Property. | Redemptions. | Other. | | | | | | | Total. | Banks. | Other Creditors. |
| £ | £ | £ | £ | £ | £ | £ | £ | £ | £ | £ | £ | £ | |
| METROPOLITAN DIVISION. | | | | | | | | | | | | | |
| Bassendean | ... | ... | ... | ... | 3,500 | 2,000 | 1,500 | 1,267 | 233 | 76 | ... | ... | |
| Nelands | ... | ... | ... | ... | 760 | ... | 760 | 368 | 382 | 38 | ... | ... | |
| Perth, South | ... | ... | ... | ... | 14,138 | 808 | 13,330 | 6,880 | 7,749 | 350 | ... | ... | |
| Total, Metropolitan Division | | | | | 18,388 | 2,808 | 15,580 | 6,830 | 8,364 | 463 | | | |
| NORTHERN AGRICULTURAL DIVISION. | | | | | | | | | | | | | |
| Doverton | ... | ... | ... | ... | 1,411 | 121 | 1,290 | 1,290 | 1,290 | 05 | ... | ... | |
| Moora | ... | ... | ... | ... | 5,415 | 1,588 | 3,827 | 1,827 | 2,111 | 91 | ... | ... | |
| Mount Marshall | 400 | 400 | ... | 400 | 523 | 121 | 802 | 802 | 802 | 38 | ... | ... | |
| Toodyay | ... | ... | ... | ... | 4,485 | 158 | 4,327 | 339 | 4,327 | 17 | ... | ... | |
| Total, Northern Agricultural Division | 400 | 400 | ... | 400 | 11,834 | 1,988 | 10,246 | 4,258 | 1,716 | 206 | 808 | | |
| SOUTH-WESTERN DIVISION. | | | | | | | | | | | | | |
| Denmark | ... | ... | ... | ... | 1,500 | ... | 1,500 | 1,500 | 1,128 | 81 | ... | ... | |
| Dumbleyung | ... | ... | ... | ... | 1,737 | 114 | 1,623 | 1,623 | 1,623 | 73 | ... | ... | |
| Manjimup | ... | ... | ... | ... | 3,000 | ... | 3,000 | 2,304 | 696 | ... | ... | ... | |
| Panbaganet | ... | ... | ... | ... | 787 | 39 | 758 | 758 | 758 | 32 | ... | ... | |
| Perseus | ... | ... | ... | ... | 1,088 | 193 | 895 | 895 | 895 | 38 | ... | ... | |
| Wickepin | ... | ... | ... | ... | 1,000 | ... | 1,000 | 1,000 | 509 | 50 | ... | ... | |
| Total, South-Western Division | | | | | 9,122 | 346 | 8,776 | 5,776 | 3,167 | 274 | 152 | | |
| EASTERN GOLDFIELDS DIVISION. | | | | | | | | | | | | | |
| Yilgarn | ... | ... | ... | ... | 2,728 | 103 | 2,625 | 2,625 | 2,625 | 131 | ... | ... | |
| NORTHERN GOLDFIELDS DIVISION. | | | | | | | | | | | | | |
| Cue | ... | ... | ... | ... | 1,475 | 172 | 1,475 | 878 | 787 | 688 | 80 | ... | |
| Yalgoo | ... | ... | ... | ... | 550 | ... | 550 | 378 | 378 | 19 | ... | ... | |
| Total, Northern Goldfields Division | | | | | 2,025 | 172 | 1,853 | 878 | 787 | 19 | 80 | | |
| NORTHERN DIVISION. | | | | | | | | | | | | | |
| Broome | ... | ... | ... | ... | 8,450 | ... | 8,450 | 7,500 | 1,869 | 319 | 48 | ... | |
| GRAND TOTAL | 400 | 400 | ... | 400 | 52,547 | 5,417 | 47,530 | 26,867 | 14,755 | 1,266 | 1,051 | | |

* Included in previous column.

II.—Road Districts, Year ended 30th June, 1936—continued.

No. 14.—Length of Roads in Existence on 30th June, 1936.

| Name of Road District. | Length of Made Roads. | | | | | | | Roads Un-prepared, except for certain Clearing but Used for General Traffic (b). |
|--|-----------------------|-------------|---|---------------------|-----------------------------|--|-----------------|--|
| | Bituminous. | Concrete. | Granite, Limestone or Blast Furnace Slag Water-bound. | Gravel Water-bound. | Other Constructed Surfaces. | Formed but not Metalled or otherwise Prepared. | Total Prepared. | |
| METROPOLITAN DIVISION. | | | | | | | | |
| Bassendean | M. Ch. 16 76 | M. Ch. | M. Ch. | M. Ch. 18 58 | M. Ch. | M. Ch. 1 62 | M. Ch. 37 36 | M. Ch. (a) |
| Bayswater | 21 49 | | 18 21 | | | | 39 70 | 20 25 |
| Belmont Park | 20 13 | | | 15 33 | | | 35 46 | (a) |
| Canning | 14 13 | | | 31 68 | | 8 48 | 54 49 | 8 60 |
| Nedlands | 63 18 | | | | | | 63 18 | 21 50 |
| Melville | 39 34 | 0 26 | 8 21 | | | | 48 1 | 29 25 |
| Mosman Park | 3 30 | | 14 66 | | | | 18 16 | |
| Peppermint Grove | 4 63 | | | | | | 4 63 | |
| Perth | 56 49 | | | 81 52 | | | 138 21 | (a) |
| Perth, South | 21 43 | | | 36 45 | | | 58 8 | |
| Swan | 62 4 | | | 62 5 | | 26 3 | 150 12 | 47 20 |
| Total, Metropolitan Division | 323 72 | 0 26 | 41 28 | 246 21 | | 36 33 | 648 20 | 127 29 |
| NORTHERN AGRICULTURAL DIVISION. | | | | | | | | |
| Carnamah | | | | 41 23 | | 188 17 | 229 40 | 34 0 |
| Chapman, Upper | 5 0 | | | 73 25 | | 266 48 | 344 73 | 529 27 |
| Chittering | 0 35 | | | 84 4 | | 58 66 | 143 25 | 64 78 |
| Dalwallinu | | | | 55 28 | | 283 50 | 338 78 | 615 21 |
| Dandaragan | | | | 46 56 | | 60 41 | 107 17 | 44 10 |
| Dowerin | | | | 32 69 | | 222 56 | 255 45 | 366 25 |
| Geraldton | 10 0 | | | 33 0 | | 116 0 | 159 0 | (a) |
| Gingin | | | | 72 58 | | 20 35 | 93 13 | 234 71 |
| Goomalling | | | | 122 0 | | 129 0 | 251 0 | 400 0 |
| Greenough | | | | 30 0 | | 63 30 | 93 30 | 118 34 |
| Irwin | 2 0 | | | 56 13 | | 4 28 | 62 41 | 1 62 |
| Kellerberrin | 0 35 | | | 23 40 | | 276 72 | 300 67 | 641 5 |
| Koorda | | | | 24 14 | | 163 59 | 187 73 | 415 14 |
| Kununoppin-Trayning | | | | 50 61 | | 190 57 | 241 38 | 293 72 |
| Meckering | | | | 124 68 | | 151 73 | 276 61 | (a) |
| Merredin | 0 37 | | | 49 8 | | 224 29 | 273 74 | 600 73 |
| Mingenew | | | | 66 75 | | 95 51 | 162 46 | 330 0 |
| Moora | 17 6 | | | 197 60 | | 123 46 | 338 32 | 60 0 |
| Morawa | | | | 5 8 | | 169 68 | 174 76 | 517 15 |
| Mt. Marshall | | | | 58 33 | | 221 39 | 279 72 | 507 68 |
| Mukinbudin | | | | 6 41 | | 146 76 | 153 37 | 523 35 |
| Mullewa | | | | 31 53 | | 182 45 | 214 18 | 214 18 |
| Northam | 1 48 | | | 387 40 | | 511 0 | 900 8 | 83 0 |
| Northampton | | | | 117 78 | | 121 19 | 239 17 | 569 25 |
| Nungarin | | | | 25 54 | | 104 49 | 130 23 | 299 76 |
| Perenjori... .. | | | | 27 67 | | 426 37 | 454 24 | 645 63 |
| Toodyay | 0 45 | | | 232 20 | | 120 0 | 352 65 | 103 0 |
| Three Springs | | | | 78 78 | | 80 27 | 159 25 | 409 5 |
| Victoria Plains | 0 4 | | | 96 9 | 0 12 | 94 79 | 191 24 | 354 43 |
| Wanneroo | 31 40 | | | | | 66 79 | 98 39 | 29 50 |
| Westonia | | | | 15 70 | | 95 58 | 111 48 | 208 34 |
| Wongan-Ballidu | | | | 35 26 | | 411 31 | 446 57 | 515 17 |
| Wyalkatchem | | | | 42 26 | | 172 16 | 214 42 | 238 30 |
| Total Northern Agricultural Division— | 69 10 | | | 2,346 5 | 0 12 | 5,566 21 | 7,981 48 | 9,969 11 |
| SOUTH-WESTERN DIVISION. | | | | | | | | |
| Albany | 13 40 | | | 59 7 | | 131 31 | 203 78 | 236 38 |
| Armadale-Kelmscott | 0 41 | | | 91 5 | 1 46 | 106 29 | 199 41 | 80 28 |
| Arthur, West | | | | 37 40 | | 216 22 | 253 62 | 101 19 |
| Augusta-Margaret River | | | | 239 16 | | 77 0 | 316 16 | 127 40 |
| Balingup | | | | 47 0 | | 19 60 | 66 60 | 70 60 |
| Beverley | 3 0 | | | 218 0 | | 345 0 | 566 0 | 400 0 |
| Blackwood, Upper | | | | 105 44 | | 444 78 | 550 42 | 421 60 |
| Bridgetown | 1 64 | | | 103 0 | | 201 0 | 305 64 | 64 0 |
| Brookton | | | | 62 0 | | 270 0 | 332 0 | (a) |
| Broomehill | | | | 25 60 | | 218 70 | 244 50 | 217 10 |
| Bruce Rock | 0 32 | | | 55 10 | | 324 70 | 380 32 | 392 74 |
| Bunbury | 22 0 | | 11 2 | 8 0 | | 17 34 | 58 36 | 17 45 |
| Capel | | | | 57 50 | | 73 59 | 131 29 | 73 28 |
| Collie | | | | 63 42 | | 23 35 | 86 77 | 102 55 |
| Corrigin | | | | 65 5 | | 264 20 | 329 25 | 766 52 |
| Cranbrook | | | | 23 26 | | 136 5 | 159 31 | 203 22 |
| Cuballing | | | | 80 74 | | 233 63 | 314 57 | 88 45 |
| Dardanup | | | | 80 30 | | 76 70 | 157 20 | 55 45 |
| Darling Range | 20 5 | | | 42 18 | | 23 16 | 85 39 | 133 0 |
| Denmark | | | | 248 0 | | 49 0 | 297 0 | (a) |
| Drakesbrook | 12 0 | | | 44 9 | | 44 17 | 100 26 | 65 59 |
| Dumbleyung | | | | 102 39 | | 288 44 | 391 3 | 1,157 0 |
| Fremantle | 19 8 | | 58 18 | | | 0 50 | 77 76 | (a) |
| Gnowangerup | | | | 74 76 | | 242 10 | 317 6 | 320 5 |
| Gosnells | 5 56 | | | 42 58 | | 12 59 | 61 13 | (a) |

II.—Road Districts, Year ended 30th June, 1936—continued.

No. 14.—Length of Roads in Existence on 30th June, 1936—continued.

| Name of Road District. | Length of Made Roads. | | | | | | | Roads Un- prepared except for certain Clearing but Used for General Traffic (b). |
|--|-----------------------|----------------|---|----------------------------|--|---|--------------------|--|
| | Bitu- minous. | Con- crete. | Granite, Limestone or Blast Furnace Slag Water- bound. | Gravel Water- bound. | Other Con- structed Surfaces. | Formed but not Metalled or otherwise Pre- pared. | Total Prepared. | |
| S.W. DIVISION—contd. | M. Ch. | M. Ch. | M. Ch. | M. Ch. | M. Ch. | M. Ch. | M. Ch. | M. Ch. |
| Greenbushes | 0 40 | | | 45 20 | | 23 20 | 69 0 | 16 16 |
| Harvey | 3 52 | | 2 60 | 375 0 | | 565 0 | 946 32 | 271 0 |
| Katanning | 2 53 | | | 94 66 | | 242 60 | 340 19 | 506 25 |
| Kent | | | | 35 53 | | 115 15 | 150 68 | 218 47 |
| Kojoonup | | | | 144 33 | | 365 70 | 510 23 | 650 27 |
| Kondinin | | | | 83 7 | | 91 37 | 174 44 | 828 0 |
| Kulin | | | | 44 72 | | 137 48 | 182 40 | 577 36 |
| Lake Grace | | | | | 58 0 | 46 0 | 104 0 | 202 0 |
| Manjimup | 0 24 | | | 321 6 | | 85 33 | 406 63 | 973 42 |
| Marradong | | | | | 63 15 | 63 35 | 126 50 | 164 27 |
| Mundaring | 21 12 | | | 156 35 | | 302 60 | 480 27 | 101 18 |
| Murray | | | | 80 63 | | 224 10 | 304 73 | 353 47 |
| Nannup | | | | 193 0 | | 10 0 | 203 0 | 20 0 |
| Narembeen | | | | 78 20 | | 215 40 | 293 60 | 496 56 |
| Narrogin | | | | 60 20 | | 301 0 | 361 20 | |
| Pingelly | | | | 51 0 | | 296 40 | 347 40 | 20 0 |
| Plantagenet | | | | 100 45 | | 147 39 | 248 4 | 36 0 |
| Preston | 0 22 | | | 72 20 | | 44 17 | 116 59 | 91 54 |
| Quairading | 0 18 | | | 167 0 | | 247 0 | 414 18 | 397 0 |
| Rockingham | 5 39 | | 33 29 | | | 2 44 | 41 32 | 1 39 |
| Serpentine-Jarrahdale | | | | 85 68 | | 18 75 | 104 63 | 80 25 |
| Sussex | | | | 73 0 | | 67 0 | 140 0 | 97 0 |
| Tambellup | | | | 50 0 | | 211 0 | 261 0 | 178 63 |
| Wagin | | | | 113 46 | | 295 13 | 408 59 | 509 35 |
| Wandering | | | | 76 0 | | 110 0 | 186 0 | 46 30 |
| Wickepin | 0 25 | | | | 63 1 | 230 50 | 293 76 | 250 0 |
| Williams | | | | 73 40 | | 163 50 | 237 10 | 294 64 |
| Woodanilling | 4 20 | | | 35 45 | | 123 30 | 163 15 | 261 25 |
| York | | | | 285 28 | | 97 2 | 382 30 | 40 72 |
| Total, S.W. Division | 136 71 | | 105 29 | 4,873 16 | 185 62 | 8,685 30 | 13,986 48 | 12,780 3 |
| EASTERN GOLDFIELDS DIVISION. | | | | | | | | |
| Coolgardie | 17 0 | | | 118 0 | | 134 0 | 269 0 | (a) |
| Dundas | | | | 40 22 | | 73 16 | 113 38 | 217 34 |
| Esperance | | | | 55 30 | | 19 30 | 74 60 | 309 14 |
| Kalgoorlie | 12 41 | | 45 10 | 112 10 | | 155 0 | 324 61 | 30 0 |
| Menzies | | | | | 31 10 | | 31 10 | 359 49 |
| Phillips River | | | | 16 5 | | 24 42 | 40 47 | 358 40 |
| Yilgarn | | | | 41 41 | | 174 32 | 215 73 | 988 52 |
| Total, Eastern Gold- fields Division | 29 41 | | 45 10 | 383 28 | 31 10 | 580 40 | 1,069 49 | 2,263 29 |
| NORTHERN GOLDFIELDS DIVISION. | | | | | | | | |
| Black Range | | | | | | 98 0 | 98 0 | 901 0 |
| Cue | | | 27 14 | | | 128 0 | 155 14 | 371 13 |
| Leonora | | | 6 7 | | | 106 7 | 112 14 | 414 0 |
| Meekatharra | | | 10 35 | | | 413 0 | 423 35 | 2,374 50 |
| Mt. Magnet | | | | 7 6 | | 162 21 | 169 27 | 512 49 |
| Mt. Margaret | 2 60 | | | | | 107 0 | 109 60 | 465 0 |
| Wiluna | 4 40 | | | 12 0 | | 47 0 | 63 40 | 399 0 |
| Yalgoo | | | | 55 11 | | 69 54 | 124 65 | 596 52 |
| Total, Northern Gold- fields Division | 7 20 | | 43 56 | 74 17 | | 1,131 2 | 1,256 15 | 6,034 4 |
| NORTH-WESTERN DIVISION. | | | | | | | | |
| Ashburton | 0 12 | 0 5 | 3 42 | 4 0 | | 0 30 | 8 9 | 933 71 |
| Gascoyne-Minilya | | | | | | 16 0 | 16 0 | 1,627 70 |
| Gascoyne, Upper | | | | | | 137 0 | 137 0 | 768 0 |
| Murchison | | | | 12 35 | | 611 21 | 623 56 | (a) |
| Boebourne | 5 57 | | | 16 0 | | 18 26 | 40 3 | 527 59 |
| Shark Bay | | 0 3 | 0 20 | 4 72 | | 26 32 | 31 47 | 287 32 |
| Tableland | | | | 16 70 | | 26 79 | 43 69 | 262 70 |
| Total, N.W. Division | 5 69 | 0 8 | 3 62 | 54 17 | | 836 28 | 900 24 | 4,407 62 |
| NORTHERN DIVISION. | | | | | | | | |
| Broome | 1 18 | | | 3 46 | | 478 23 | 483 7 | (a) |
| Hall's Creek | | | 1 22 | | | | 1 22 | 510 0 |
| Kimberley, West | | | | 41 15 | | 198 31 | 239 46 | 522 53 |
| Marble Bar | 0 20 | | 12 14 | | | 8 65 | 21 19 | 796 32 |
| Nullagine | | | | | | 400 0 | 400 0 | (a) |
| Port Hedland | 0 2 | 0 64 | 5 54 | | | 8 51 | 15 11 | 402 69 |
| Wyndham | | | 16 70 | | | | 16 70 | 376 0 |
| Total, North'n Division | 1 40 | 0 64 | 36 0 | 44 61 | | 1,094 10 | 1,177 15 | 2,607 74 |
| GRAND TOTAL | 574 3 | 1 18 | 275 25 | 8,022 5 | 217 4 | 17,930 4 | 27,019 59 | 38,189 52b |

(a) Information not available.

(b) Incomplete—See Note (a).

II.—Road Districts, Year Ended 30th June, 1936—continued.

No. 15.—Number, Area, Valuations, Finances, Roads, Bridges, Culverts, etc., 1927 to 1936.

| Year ended 30th June. | Number. | Approximate Area. | Valuation of Rateable Property in force for the Year. | | Revenue. | | | | Expenditure. | Loans Current on 30th June. | Accrued Sinking Funds in hands of Trustees on 30th June. |
|-----------------------|---------|-------------------|---|----------------------------|-----------|--------------------|----------------------|-------------|--------------|-----------------------------|--|
| | | | Annual Value.* | Unimproved Capital Value.* | Rates. | Government Grants. | All other Sources. † | Total. ‡ | | | |
| 1927 ... | 125 | 975,825 | £ 301,665 | £ 21,119,659 | £ 270,464 | £ 85,427 | £ 321,369 | £ 677,260 | £ 687,334 | £ 409,002 | £ 53,498 |
| 1928 ... | 126 | 975,825 | £ 322,213 | £ 23,994,418 | £ 296,338 | £ 103,636 | £ 352,496 | £ 752,520 | £ 764,649 | £ 474,446 | £ 65,219 |
| 1929 ... | 128 | 975,825 | £ 322,044 | £ 24,573,070 | £ 311,908 | £ 182,723 | £ 457,307 | £ 951,938 | £ 947,987 | £ 577,486 | £ 76,937 |
| 1930 ... | 126 | 975,825 | £ 344,875 | £ 25,612,118 | £ 301,105 | £ 201,135 | £ 531,521 | £ 1,033,761 | £ 1,041,523 | £ 683,213 | £ 86,004 |
| 1931 ... | 126 | 975,825 | £ 354,344 | £ 26,943,138 | £ 236,801 | £ 185,698 | £ 317,836 | £ 740,335 | £ 760,094 | £ 689,632 | £ 96,799 |
| 1932 ... | 126 | 975,825 | £ 324,948 | £ 23,282,422 | £ 236,345 | £ 182,914 | £ 257,906 | £ 677,167 | £ 651,284 | £ 683,092 | £ 103,161 |
| 1933 ... | 126 | 975,825 | £ 308,552 | £ 22,688,512 | £ 222,000 | £ 135,261 | £ 313,924 | £ 671,185 | £ 643,430 | £ 714,381 | £ 118,318 |
| 1934 ... | 127 | 975,825 | £ 351,801 | £ 22,310,336 | £ 234,965 | £ 53,979 | £ 332,544 | £ 621,483 | £ 625,054 | £ 749,730 | £ 128,023 |
| 1935 ... | 127 | 975,825 | £ 406,347 | £ 22,936,588 | £ 244,129 | £ 42,690 | £ 352,035 | £ 638,854 | £ 630,323 | £ 778,979 | £ 125,429 |
| 1936 ... | 127 | 975,825 | £ 429,335 | £ 22,058,363 | £ 253,034 | £ 49,963 | £ 401,658 | £ 704,655 | £ 684,278 | £ 851,284 | £ 130,637 † |

| As at 30th June. | Roads in existence. | | | | Bridges, Culverts, etc., under control of Board. | | | | | | | |
|------------------|------------------------------------|-----|--------------|-------------|--|----------|-----------|--------------------|-------------------------|--------|-------|-------|
| | Metalled or otherwise constructed. | | Formed only. | Unformed. ‡ | Total. § | Bridges. | Culverts. | Constructed Fords. | Wells, Dams, and Tanks. | | | |
| | M. | Ch. | M. | Ch. | M. | Ch. | No. | No. | No. | No. | | |
| 1927 ... | 5,861 | 41 | 9,208 | 8 | 24,189 | 65 | 39,259 | 34 | 1,039 | 11,666 | 2,363 | 1,552 |
| 1928 ... | 6,524 | 59 | 9,989 | 67 | 32,255 | 57 | 48,770 | 23 | 1,050 | 12,615 | 2,414 | 1,594 |
| 1929 ... | 6,977 | 53 | 11,726 | 74 | 35,544 | 55 | 54,249 | 22 | 1,061 | 13,310 | 2,639 | 1,621 |
| 1930 ... | 7,426 | 74 | 12,687 | 52 | 35,864 | 0 | 55,978 | 46 | 1,072 | 14,732 | 2,801 | 1,615 |
| 1931 ... | 7,930 | 25 | 13,304 | 20 | 37,878 | 18 | 59,112 | 63 | 1,094 | 17,010 | 3,051 | 1,680 |
| 1932 ... | 7,780 | 23 | 13,745 | 78 | 39,552 | 75 | 61,079 | 16 | 1,111 | 17,650 | 3,195 | 1,662 |
| 1933 ... | 8,032 | 48 | 14,622 | 56 | 40,418 | 7 | 63,073 | 31 | 1,105 | 17,563 | 3,416 | 1,600 |
| 1934 ... | 8,386 | 0 | 15,637 | 50 | 33,998 | 63 | 63,022 | 33 | 1,127 | 18,553 | 3,696 | 1,602 |
| 1935 ... | 8,756 | 44 | 16,495 | 45 | 38,685 | 21 | 63,937 | 30 | 1,149 | 19,567 | 3,953 | 1,615 |
| 1936 ... | 9,089 | 55 | 17,930 | 4 | 38,189 | 52 | 65,209 | 31 | 1,175 | 20,502 | 4,174 | 1,553 |

* Some of the Boards rate on the "Unimproved Capital Value," and some partly on the "Unimproved Capital Value" and partly on the "Annual Value," so that the amounts given in these columns are the totals for the areas rated on each valuation. † Including Electricity Undertakings. ‡ Excludes £21 in transit. § Though neither formed nor otherwise prepared, apart from certain clearing, these roads were used for general traffic. The information is incomplete as particulars were not supplied for 41 Boards in 1927, 24 in 1928, 32 in 1929, 29 in 1930, 23 in 1931, 20 in 1932, 21 in 1933, 20 in 1934, 17 in 1935 and 13 in 1936. § Incomplete; see Note ‡.

III.—Building Permits.

No. 16.—Building Permits Issued since 1927 by Local Governing Authorities in the Metropolitan Area.

| Year ended 30th June: | New Dwellings and Hotels. | | New Stores, Warehouses and other Buildings. | | Additions and Alterations. | | Total Permits Issued. | |
|-----------------------|---------------------------|-----------|---|----------|----------------------------|----------|-----------------------|-----------|
| | No. | Value £. | No. | Value £. | No. | Value £. | No. | Value £. |
| 1928 ... | 1,891 | 1,351,052 | 299 | 583,008 | 1,326 | 239,876 | 3,516 | 2,173,936 |
| 1929 ... | 2,071 | 1,756,504 | 268 | 556,744 | 1,586 | 204,941 | 3,925 | 2,518,189 |
| 1930 ... | 1,561 | 1,176,742 | 253 | 492,100 | 1,298 | 164,132 | 3,112 | 1,832,974 |
| 1931 ... | 488 | 275,157 | 131 | 60,308 | 780 | 57,321 | 1,399 | 392,786 |
| 1932 ... | 575 | 326,955 | 109 | 196,430 | 708 | 72,322 | 1,392 | 595,707 |
| 1933 ... | 808 | 514,703 | 119 | 123,388 | 737 | 93,890 | 1,664 | 731,981 |
| 1934 ... | 1,064 | 714,245 | 115 | 109,887 | 966 | 163,606 | 2,145 | 987,738 |
| 1935 ... | 1,243 | 940,188 | 175 | 243,131 | 1,047 | 170,788 | 2,465 | 1,354,107 |
| 1936 ... | 1,449 | 1,092,070 | 183 | 359,042 | 1,096 | 170,018 | 2,728 | 1,621,130 |
| 1937 ... | 1,508 | 1,116,463 | 174 | 677,612 | 1,299 | 226,438 | 2,981 | 2,020,513 |

IV.—Metropolitan Market Trust.

No. 17.—Revenue Account, Year ended 30th June, 1937.

| Revenue. | | | | Expenditure. | | | |
|----------------------|--------------------|--------|----------|--------------------|-----------------------------|---------|----------|
| Rent of Stalls, etc. | Government Grants. | Other. | Total. | Interest on Loans. | Sinking Fund Contributions. | Other. | Total. |
| £ 16,278 | £ ... | £ 706 | £ 16,984 | £ 8,318 | £ 416 | £ 7,144 | £ 15,878 |

At 30th June, 1937, the amount of Loans debited to this Trust was £158,638.

V.—Local Boards of Health, Year 1985-86.
 No. 18.—Municipal Local Boards of Health, Year ended 31st October, 1986—Valuations, Rates Levied, Revenue, Expenditure, Assets, and Liabilities.

| Name of Board. | Rates in the £ Levied. | | Revenue. | | | Expenditure. | | | Assets. | Liabilities. |
|---------------------|------------------------------------|-----------|------------------------------------|------------|------------|----------------------------|----------------|------------|-----------|--------------|
| | Annual Value of Rateable Property. | | Sanitary Charges and Garbage Fees. | All other. | Total. | Adminis- trative Expenses. | Total. | | | |
| | Health. | Sanitary. | | | | | Public Health. | Sanitary. | | |
| Metropolitan. | Charemont | d. 3 | £ 856 | £ 2,774 | £ 20 | £ 908 | £ 2,635 | £ 310 | £ 2,686 | £ 2,884 |
| | Cottesloe | d. 3 | 798 | 1,163 | 53 | 796 | 1,760 | 511 | 671 | 38 |
| | Fromantle | d. 3 | 5,319 | 2,968 | 300 | 1,462 | 2,860 | 2,380 | 2,073 | 686 |
| | Fromantle, East | d. 3 | 677 | 45 | 21 | 149 | 530 | 334 | 961 | ... |
| | Fromantle, North | d. 3 | 1,050 | 1,611 | 196 | 2,857 | 1,289 | 485 | 2,332 | 3,498 |
| | Guildford | d. 3 | 259 | 804 | ... | 178 | 823 | 90 | 1,091 | 25 |
| | Midland Junction | d. 3 | 315 | 1,776 | 298 | 343 | 2,225 | 1,379 | 4,167 | 1,045 |
| Perth | d. 6 | 16,648 | 5,358 | 2,053 | 4,902 | 23,635 | 3,925 | 7,890 | (b) 1,114 | |
| Subiaco | d. 3 | 2,295 | 281 | 555 | 1,177 | 1,778 | 1,215 | 2,051 | 4,170 | 24 |
| Total, Metropolitan | ... | 28,217 | 6,308 | 3,496 | 17,834 | 10,293 | 37,335 | 9,861 | 24,804 | 6,691 |
| Other. | Albany | d. 5 | 844 | 3,983 | 379 | 625 | 20 | (c) 489 | (d) 2,676 | (e) 1,100 |
| | Boulder | d. 5 | 957 | 2,601 | 14 | 804 | 3,988 | 31 | 4,823 | 242 |
| | Bunbury | d. 3 | 847 | 185 | 850 | 1,067 | 118 | 4,008 | 334 | 6,599 |
| | Busselton | d. 1 | 185 | 689 | 128 | 228 | 118 | 48 | 394 | 24 |
| | Carrieton | d. 1 | ... | ... | 544 | 146 | 674 | 29 | 849 | 937 |
| | Collie | d. 1 | 31,798 | 2,097 | 529 | 362 | 2,188 | 941 | 3,441 | 1,298 |
| | Geraldton | d. 8 | 50,000 | 1,688 | 17,896 | 1,012 | 1,325 | 17,126 | 19,463 | (h) 31,724 |
| | Kalgoorlie | d. 6 | 92,762 | 7,334 | 9,443 | 2,040 | 5,971 | 3,072 | 11,083 | (i) 292 |
| | Narrogin | d. 5 | 24,637 | 476 | 531 | 688 | 1,500 | 158 | 2,346 | (j) 1,555 |
| | Northam | d. 5 | 46,375 | 3,695 | (i) 48,645 | 634 | 3,162 | (j) 50,872 | (k) 3,916 | (l) 34,900 |
| | Waglan | d. 2 | 14,813 | 22 | 10 | 68 | 52 | 55 | 188 | 21 |
| | York | d. 1 | 16,685 | 759 | 20 | 318 | 787 | 44 | 1,149 | 794 |
| Total, Other... | ... | 8,487 | 23,283 | 67,128 | 7,992 | 23,743 | 72,802 | 82,863 | 37,781 | 68,553 |
| GRAND TOTAL | ... | ... | 6,330 | 70,924 | 18,255 | 61,078 | 161,996 | 162,585 | 161,996 | 175,244 |

(g) Includes Interest on Loans, £132; Repayment of Loans, £79; and Sinking Fund Contributions and Interest Accretions, £119. (h) Includes Loans, £1,274. (i) Includes Loans, £50; and Sinking Fund Contributions and Interest Accretions, £76. (j) Includes Loan Sinking Funds, £408. (k) Including Loans, £1,000. (l) Includes £9,000 from Loans. (m) Includes Interest on Loans, £925; Repayment of Loans, £1,471, and Expenditure on Sewerage and Septic Tanks, £13,162. (n) Including Loans, £29,333. (o) Includes £33,000 from Loans. (p) Includes Interest on Loans, £149; Repayment of Loans, £247, and Expenditure on Sewerage, £49,099. (q) Includes Loans, £32,573. (r) Comprising Cash and Bank Balances, £10,923; Arrears of Rates and Sanitary Charges, £29,435; Plant and Buildings, £18,700; Accrued Sinking Funds, £408; and all other Assets, £4,019. (s) Comprising Bank Overdrafts and Outstanding Cheques, £5,377; Outstanding Debentures and Bonds, £64,460; and all other Liabilities, £5,407. * On Vacant Land only. † Also Health Rate of 4d. and Sanitary Rate of 1d. on £16,626, Unimproved Capital Value. The Sanitary Rates are levied on Vacant Land only. ‡ No rate levied.

V.—Local Boards of Health, Year 1935-36—continued.

No. 19.—Local Boards of Health under control of Road Boards, Year ended 30th June, 1936—Members, Valuations, Rates Levied, Revenue, Expenditure, Assets, and Liabilities.

| No. | Name of Board. | Members, including Chairman. | Annual Value of Rateable Property. | Rate in the £ Levied. | Revenue. | | | | Expenditure. | | | | Assets. | Liabilities. |
|--|--------------------------|------------------------------|------------------------------------|-----------------------|----------------------------|------------------------------------|------------|---------|--------------------------|---|------------|---------|---------|--------------|
| | | | | | Health and Sanitary Rates. | Sanitary Charges and Garbage Fees. | All other. | Total. | Administrative Expenses. | Expenditure on Sanitary and Garbage Services. | All other. | Total. | | |
| METROP. DIVISION. | | | | | | | | | | | | | | |
| 1 | Bassendean | 9 | £ 107,917 | d. 1 1/2 | £ 539 | £ 1,876 | £ 46 | £ 1,961 | £ 20 | £ 1,120 | £ 589 | £ 2,029 | £ 2,131 | £ 179 |
| 2 | Bayswater | 9 | b 184,228 | 1 1/2 | 907 | 1,720 | 88 | 2,715 | 706 | 1,499 | 392 | 2,597 | 3,852 | 7 |
| 3 | Belmont Park | 7 | b 182,085 | c 1 1/2 | 865 | 731 | 22 | 1,618 | 694 | 751 | 423 | 1,868 | 3,387 | 123 |
| 4 | Canning | 13 | b 143,299 | 1 1/2 | 662 | 46 | 30 | 728 | 315 | 393 | 191 | 899 | 1,045 | 39 |
| 5 | Melville | 11 | b 243,010 | d 1 1/2 | 912 | 1,362 | 41 | 2,315 | 610 | 1,324 | 486 | 2,420 | 3,483 | ... |
| 6 | Mosman Park | 7 | b 115,703 | 1 1/2 | 601 | 1,393 | 11 | 2,005 | 650 | 1,394 | 275 | 2,319 | 1,988 | 466 |
| 7 | Nedlands | 11 | b 433,035 | 1 1/2 | 942 | 2,139 | 140 | 3,221 | 943 | 1,985 | 295 | 3,123 | 4,178 | 51 |
| 8 | Peppermint Grove | 7 | b 97,383 | 1 1/2 | 306 | 186 | 6 | 498 | 209 | 213 | 67 | 479 | 54 | 7 |
| 9 | Perth | 18 | b1,184,438 | e 1 1/2 | 3,052 | 7,358 | 337 | 10,747 | 2,001 | 5,740 | 1,310 | 9,051 | 17,611 | 913 |
| 10 | Perth, South | 9 | b 461,705 | 1 1/2 | 875 | 3,294 | 138 | 4,307 | 1,209 | 2,726 | 389 | 4,324 | 5,082 | 55 |
| Total, Metropolitan Division | | | | | 9,651 | 19,605 | 859 | 30,115 | 7,557 | 17,145 | 4,407 | 29,109 | 42,811 | 1,830 |
| N'TH'N AGRIC. DIV. | | | | | | | | | | | | | | |
| 11 | Carnamah | 7 | 3,848 | f 4 1/2 | 72 | ... | 26 | 98 | 92 | 18 | 12 | 122 | 31 | 23 |
| 12 | Chapman, Upper | 9 | 951 | f 1 1/2 | 62 | ... | ... | 82 | 30 | 27 | 57 | 88 | ... | ... |
| 13 | Dalwallinu | 7 | b 10,047 | 1 1/2 | 82 | 352 | 47 | 431 | 83 | 520 | 80 | 683 | 636 | 365 |
| 14 | Dowerin | 9 | 3,783 | 3 | 44 | ... | ... | 66 | 46 | 9 | 17 | 72 | 61 | 35 |
| 15 | Geraldton | 7 | ... | a 1 1/2 | ... | ... | ... | 1 | 3 | 10 | ... | 10 | 23 | ... |
| 16 | Greenough | 9 | ... | a 1 1/2 | ... | ... | ... | 22 | 39 | ... | 7 | 47 | 211 | ... |
| 17 | Kellerberrin | 9 | 7,444 | 1 1/2 | 57 | ... | 4 | 61 | 40 | 44 | 1 | 99 | 159 | 10 |
| 18 | Koorda | 7 | b 7,379 | h 1 1/2 | 28 | ... | 24 | 52 | 26 | 2 | 5 | 33 | 70 | ... |
| 19 | Kununoppin-Trayning | 7 | 2,507 | i 1 1/2 | 19 | ... | 22 | 41 | 27 | 29 | ... | 56 | 74 | 4 |
| 20 | Meckering | 9 | 10,285 | 2 | 85 | 34 | 6 | 125 | 82 | 48 | 36 | 166 | 326 | 11 |
| 21 | Merredin | 11 | 17,600 | 2 1/2 | 171 | ... | 91 | 262 | 218 | 49 | 88 | 355 | 382 | ... |
| 22 | Mingenew | 9 | 2,785 | 6 | 64 | ... | 14 | 78 | 20 | 21 | 12 | 53 | 187 | ... |
| 23 | Morawa | 9 | b 11,810 | 1 1/2 | 17 | 232 | ... | 249 | 71 | 174 | ... | 245 | 282 | 14 |
| 24 | Mount Marshall | 11 | b 6,630 | 1 1/2 | 17 | ... | 7 | 24 | ... | ... | 9 | 9 | 27 | ... |
| 25 | Mukinbudin | 7 | 1,105 | 2 | 25 | ... | ... | 25 | 1 | ... | 11 | 12 | 61 | ... |
| 26 | Mullewa | 9 | 8,127 | 2 | 104 | ... | 32 | 136 | 44 | 6 | 9 | 59 | 130 | ... |
| 27 | Northampton | 9 | 5,932 | 1 | 22 | ... | 27 | 49 | 52 | 18 | 29 | 99 | 68 | 94 |
| 28 | Nungarin | 11 | 1,549 | 6 | 4 | ... | 4 | 52 | 49 | ... | 2 | 51 | 111 | 78 |
| 29 | Perenjori | 7 | 2,548 | 1 | 19 | ... | 2 | 21 | ... | ... | 1 | 5 | 86 | ... |
| 30 | Toodyay | 7 | 5,122 | 6 | 70 | ... | 31 | 101 | 66 | 47 | 36 | 149 | 66 | 44 |
| 31 | Three Springs | 9 | 177 | j 6 | 23 | ... | 28 | 51 | 50 | 17 | 3 | 70 | 96 | ... |
| 32 | Wanneroo | 9 | b 86,904 | 1 1/2 | 90 | ... | 1 | 91 | 75 | ... | 5 | 80 | 409 | 3 |
| 33 | Westonia | 9 | 2,388 | 3 | 36 | ... | 10 | 46 | 2 | ... | 19 | 1 | 22 | 144 |
| 34 | Wongan-Baliddu | 11 | ... | a 3 | ... | ... | 39 | 39 | 18 | 20 | 7 | 45 | 56 | 15 |
| 35 | Wyalkatchem | 9 | 9,668 | 1 | 40 | ... | 50 | 90 | 108 | 7 | 11 | 126 | 166 | 1 |
| Total, Northern Agricultural Division | | | | | 1,214 | 618 | 510 | 2,342 | 1,268 | 1,076 | 381 | 2,725 | 3,965 | 697 |
| S'TH-WEST'N DIV. | | | | | | | | | | | | | | |
| 36 | Albany | 7 | ... | a 1 1/2 | ... | ... | 3 | 3 | ... | 1 | 1 | 2 | 3 | ... |
| 37 | Armadale-Kelmscott | 9 | b 165,064 | 1 1/2 | 223 | ... | 108 | 331 | 219 | 188 | 81 | 438 | 381 | 16 |
| 38 | Arthur, West | 9 | ... | a 1 1/2 | ... | 73 | ... | 73 | ... | 55 | ... | 55 | 76 | ... |
| 39 | Augusta - Margaret River | 7 | ... | a 1 1/2 | ... | ... | 55 | 55 | 11 | 79 | 9 | 99 | 17 | 43 |
| 40 | Ballingup | 7 | 3,434 | k 1 1/2 | 62 | ... | 2 | 64 | 29 | 19 | ... | 48 | 145 | ... |
| 41 | Beverley | 13 | 4,719 | 1 1/2 | 77 | 369 | 3 | 449 | 71 | 346 | 16 | 433 | 573 | 30 |
| 42 | Boyp Brook | 9 | b 6,813 | 1 1/2 | 22 | ... | 12 | 34 | 14 | ... | 1 | 15 | 56 | 1 |
| 43 | Bridgetown | 11 | b 56,070 | 1 1/2 | 71 | ... | 18 | 89 | 68 | 7 | 3 | 78 | 103 | 2 |
| 44 | Broomehill | 9 | 2,764 | 5 | 50 | ... | 1 | 51 | 13 | 24 | 1 | 38 | 169 | 33 |
| 45 | Bruce Rock | 13 | b 18,984 | e 1 1/2 | 112 | ... | 74 | 186 | 113 | 47 | 13 | 173 | 152 | 16 |
| 46 | Collie | 7 | b 66,816 | 1 1/2 | 109 | ... | 19 | 128 | 111 | 19 | 30 | 160 | 163 | 5 |
| 47 | Corrigin | 9 | 5,198 | 2 | 54 | ... | 34 | 88 | 37 | 31 | ... | 68 | 183 | 3 |
| 48 | Cranbrook | 9 | b 162,978 | 1 1/2 | 72 | 185 | 1 | 208 | 32 | 131 | 26 | 189 | 438 | ... |
| 49 | Darling Range | 7 | b 33,760 | m 1 1/2 | 134 | 438 | 6 | 578 | 110 | 403 | 15 | 528 | 473 | 53 |
| 50 | Denmark | 7 | b 13,692 | 1 1/2 | 32 | 25 | 2 | 59 | 40 | 28 | 9 | 77 | 106 | 6 |
| 51 | Dumbleyung | 9 | 3,809 | 3 | 55 | 212 | ... | 267 | 64 | 227 | 8 | 299 | 269 | 67 |
| 52 | Fremantle | 9 | b 106,120 | 1 1/2 | 105 | ... | 8 | 113 | 70 | 15 | 26 | 111 | 200 | 77 |
| 53 | Gnowangerup | 9 | b 9,284 | 1 1/2 | 31 | ... | 5 | 36 | 31 | 34 | ... | 65 | 53 | 16 |
| 54 | Gosnells | 11 | b 187,740 | 1 1/2 | 276 | ... | 58 | 334 | 292 | 117 | 80 | 489 | 1,115 | 114 |
| 55 | Greenbushes | 7 | 2,815 | n 1 1/2 | 52 | ... | 28 | 80 | 26 | 15 | 5 | 46 | 278 | 50 |
| 56 | Harvey | 11 | 11,941 | o 1 1/2 | 210 | 9 | 160 | 379 | 244 | 143 | 178 | 565 | 396 | 153 |
| 57 | Katanning | 13 | b 189,979 | p 1 1/2 | 776 | 1,386 | 2,132 | 3,774 | 967 | 489 | 1,930 | 3,258 | 1,830 | ... |
| 58 | Kojonup | 7 | ... | a 1 1/2 | ... | ... | 33 | 33 | 25 | 62 | 1 | 66 | 81 | 39 |
| 59 | Kondinin | 7 | b 221,711 | q 1 1/2 | 74 | ... | 17 | 91 | 42 | 23 | 1 | 88 | 439 | 1 |
| 60 | Kulin | 7 | b 9,183 | 1 1/2 | 15 | ... | 16 | 31 | 27 | 8 | 1 | 36 | 223 | ... |
| 61 | Lake Grace | 9 | b 10,154 | 1 1/2 | 41 | ... | 77 | 118 | 52 | 54 | ... | 106 | 160 | ... |
| 62 | Manjimup | 10 | 14,046 | 3 | 170 | ... | 73 | 243 | 101 | 53 | 5 | 159 | 279 | 5 |
| 63 | Marradong | 7 | ... | a 1 1/2 | ... | ... | 10 | 10 | ... | 3 | 10 | 13 | 12 | 6 |
| 64 | Mundaring | 9 | b 190,792 | 1 1/2 | 314 | ... | 123 | 437 | 376 | 22 | 34 | 432 | 1,277 | 11 |
| 65 | Murray | 9 | ... | a 1 1/2 | ... | 44 | ... | 326 | 277 | 169 | 14 | 460 | 819 | 14 |
| 66 | Nannup | 6 | 6,175 | 2 | 35 | ... | 15 | 50 | 51 | ... | 2 | 53 | 121 | ... |
| 67 | Narebeeen | 9 | b 6,520 | 1 1/2 | 25 | ... | 17 | 42 | 30 | ... | 27 | 1 | 58 | ... |
| 68 | Plantagenet | 7 | 7,050 | r 1 1/2 | 69 | 331 | 17 | 417 | 156 | 304 | 6 | 466 | 213 | ... |
| 69 | Prenton | 9 | 3,459 | s 1 1/2 | 35 | ... | 40 | 75 | 44 | ... | 2 | 90 | 143 | ... |
| 70 | Quairading | 11 | ... | a 1 1/2 | ... | ... | 41 | 43 | 37 | 20 | 17 | 74 | 178 | ... |
| 71 | Rockingham | 7 | b 28,110 | 1 1/2 | 90 | ... | 96 | 186 | 72 | 19 | 83 | 174 | 66 | 203 |
| 72 | Sussex | 7 | b 10,707 | 1 | 22 | ... | 107 | 129 | 107 | 65 | ... | 172 | 195 | 43 |
| 73 | Tambellup | 9 | b 101,002 | t 1 1/2 | 99 | 12 | 37 | 148 | 191 | 21 | 14 | 226 | 290 | 196 |
| 74 | Wickepin | 9 | 3,475 | 2 | 32 | ... | 34 | 66 | 71 | 3 | 1 | 75 | 43 | ... |
| 75 | Williams | 9 | 2,253 | 3 | 35 | 235 | 2 | 272 | 55 | 235 | ... | 290 | 87 | 18 |
| 76 | Woodanilling | 7 | 922 | 6 | 16 | ... | ... | 16 | 1 | 2 | ... | 3 | 119 | ... |
| Total, S.W. Division | | | | | 3,641 | 3,225 | 1,846 | 8,712 | 3,784 | 3,980 | 1,183 | 8,947 | 12,921 | 2,553 |

For reference notes *, a, b, etc., see page 31.

V.—Local Boards of Health, Year 1935-36—continued.

No. 19.—Local Boards of Health under control of Road Boards, Year ended 30th June, 1936—Members, Valuations, Rates Levied, Revenue, Expenditure, Assets, and Liabilities—continued.

| No. | Name of Board. | Members, including Chairman. | Annual Value of Rateable Property. | Rate in the £ Levied. | Revenue. | | | | Expenditure. | | | | Assets. | Liabilities. |
|---------------------------------------|---|------------------------------|------------------------------------|-----------------------|----------------------------|------------------------------------|------------|--------|--------------------------|---|------------|--------|---------|--------------|
| | | | | | Health and Sanitary Rates. | Sanitary Charges and Garbage Fees. | All other. | Total. | Administrative Expenses. | Expenditure on Sanitary and Garbage Services. | All other. | Total. | | |
| EASTERN GOLD-FIELDS DIVISION. | | | | | | | | | | | | | | |
| 77 | Coolgardie ... | 9 | 9,072 | 5 3/4 | 197 | 403 | 5 | 605 | 147 | 359 | 72 | 578 | 797 | 12 |
| 78 | Dundas ... | 7 | 9,385 | u 3 | 94 | 77 | 240 | 411 | 50 | 254 | 5 | 309 | 341 | 212 |
| 79 | Esperance ... | 7 | 4,113 | 6 | 118 | 21 | 5 | 144 | 71 | 40 | ... | 111 | 725 | ... |
| 80 | Kalgoorlie ... | 9 | 45,684 | v 4 | 790 | 3,920 | 46 | 4,756 | 811 | 4,220 | 121 | 5,152 | 5,830 | 64 |
| 81 | Menzies ... | 7 | 3,610 | 6 | 87 | ... | 43 | 130 | 39 | 15 | 21 | 75 | 249 | 67 |
| 82 | Phillips River ... | 7 | 2,328 | 3 | 49 | ... | 21 | 70 | 25 | 66 | ... | 91 | 357 | 163 |
| 83 | Yilgarn ... | 9 | 15,696 | 2 | 139 | ... | ... | 183 | 322 | 123 | 5 | 344 | 909 | 175 |
| | Total, Eastern Goldfields Division | ... | ... | ... | 1,474 | 4,421 | 543 | 6,438 | 1,266 | 5,170 | 224 | 6,660 | 9,208 | 683 |
| NORTHERN GOLD-FIELDS DIVISION. | | | | | | | | | | | | | | |
| 84 | Black Range ... | 7 | ... | ... | ... | 203 | 139 | 342 | 62 | 275 | 2 | 339 | 371 | ... |
| 85 | Cue ... | 10 | 10,124 | 9 | 332 | 600 | 263 | 1,195 | 243 | 630 | 35 | 169 | 923 | 165 |
| 86 | Leonora ... | 9 | 9,459 | 1 1/2 | 85 | ... | 159 | 244 | 146 | 53 | 47 | 246 | 724 | 34 |
| 87 | Meekatharra ... | 11 | 14,529 | 6 | 288 | 205 | 25 | 518 | 286 | 278 | 39 | 603 | 819 | 15 |
| 88 | Mt. Magnet ... | 9 | 5,775 | 2 | 51 | 632 | 11 | 694 | 189 | 504 | ... | 693 | 375 | 125 |
| 89 | Mt. Margaret ... | 7 | 5,076 | 9 | 143 | ... | 48 | 191 | 104 | 18 | 56 | 178 | 404 | 20 |
| 90 | Wiluna ... | 9 | 42,630 | w | 987 | ... | 1,022 | 2,009 | 618 | 972 | 24 | 1,614 | 2,247 | 73 |
| 91 | Yalgoo ... | 7 | ... | ... | ... | 213 | 1 | 214 | 24 | 261 | 12 | 297 | 287 | 126 |
| | Total, N'thn Goldfields Division | ... | ... | ... | 1,886 | 1,853 | 1,668 | 5,407 | 1,672 | 2,991 | 215 | 4,878 | 6,100 | 558 |
| NORTH WESTERN DIVISION. | | | | | | | | | | | | | | |
| 92 | Onslow ... | 9 | 2,290 | x 1 1/2 | 28 | 296 | 9 | 333 | 66 | 236 | 1 | 303 | 236 | 8 |
| 93 | Roebourne ... | 7 | 2,494 | 9 | 86 | 183 | 7 | 276 | 61 | 136 | 31 | 228 | 234 | 30 |
| 94 | Shark Bay ... | 5 | 908 | 6 | 25 | ... | 1 | 26 | 2 | ... | 28 | 30 | ... | 4 |
| | Total, North Western Division | ... | ... | ... | 139 | 479 | 17 | 635 | 129 | 372 | 60 | 561 | 470 | 42 |
| NORTHERN DIVISION | | | | | | | | | | | | | | |
| 95 | Broome ... | 7 | 6,834 | 9 | 303 | 517 | 87 | 907 | 136 | 848 | 12 | 996 | 1,144 | ... |
| 96 | Kimberley, West ... | 7 | ... | a | ... | 46 | 46 | 93 | 74 | 2 | 169 | 366 | 65 | ... |
| 97 | Marble Bar ... | 7 | b 3,176 | y 1 | 19 | 156 | ... | 175 | 39 | 136 | ... | 175 | 29 | 18 |
| 98 | Port Hedland ... | 5 | 2,199 | 9 | 88 | 341 | 2 | 431 | 104 | 256 | 3 | 363 | 225 | 5 |
| 99 | Wyndham ... | 7 | 1,885 | z 6 | 155 | 127 | 13 | 295 | 83 | 114 | 1 | 198 | 237 | 206 |
| | Total, Northern Division | ... | ... | ... | 565 | 1,141 | 148 | 1,854 | 455 | 1,428 | 18 | 1,901 | 2,001 | 293 |
| | GRAND TOTAL | ... | ... | ... | 18,570 | 31,342 | 5,591 | 55,503 | 16,131 | 32,162 | 6,488 | 54,781 | 77,476 | 6,656 |

* Including Transactions of the Local Hospital. † Comprising Cash and Bank Balances, £10,086; Arrears of Rates and Sanitary Charges, £42,911; Plant and Buildings, £20,104; and all other Assets, £4,375. ‡ Comprising Overdrafts, £3,149; Outstanding Debentures and Bonds, £1,151 and all other Liabilities, £2,356. (a) No Rate levied during the year. (b) Unimproved Capital Value. (c) Health Rate of 1/2d. and Sanitary Rate of 1/2d. (d) Health Rate of 1/2d. and Sanitary Rate of 1/2d. (e) Health Rate of 1/2d. on £353,573 and 1/2d. on £830,865. (f) Also Health Rate of 1/2d. on £169,764, Unimproved Capital Value. (g) Arrears. (h) Health Rate of 1/2d. and Sanitary Rate of 1/2d. (i) Health Rate of 1/2d. and Sanitary Rate of 1/2d. (j) Also Health Rate of 1/2d. on £4,378, Unimproved Capital Value. (k) Also Health Rate of 1/2d. on £72,120, Unimproved Capital Value. (l) Health Rate of 1/2d. and Sanitary Rate of 1/2d. (m) Health Rate of 1/2d. and Sanitary Rate of 1/2d. (n) Also Health Rate of 1/2d. on £14,320, Unimproved Capital Value. (o) Also Health Rate of 1/2d. on £230,651, Unimproved Capital Value. (p) Health Rates of 1/2d. and 1/2d. on £61,860 and £128,119 respectively, and Sanitary Rate of 1/2d. on £81,860. (q) Health Rate of 1/2d. on £10,125 and 1/2d. on £211,586. (r) Also Health Rate of 1/2d. on £148,510, Unimproved Capital Value. (s) Also Health Rate of 1/2d. on £3,459, Unimproved Capital Value. (t) Health Rate of 2d. on £4,082 and 1/2d. on £96,920, Unimproved Capital Value. (u) Also Health Rate of 2d. on £3,820, Unimproved Capital Value. (v) Also Health Rate of 1/2d. on £16,865, Unimproved Capital Value. (w) Health Rates of 6d. and 3d. on £18,145 and £24,485 respectively. (x) Health Rate of 1/2d. and Sanitary Rate of 1/2d. (y) Health Rate of 1/2d. and Sanitary Rate of 1/2d. (z) Also Health Rate of 1/2d. on £29,966, Unimproved Capital Value.

V.—Local Boards of Health, Year 1935-36—continued.

No. 20.—Local Boards of Health not under control of Municipalities or Road Boards, Year ended 30th June, 1936—Members, Valuations, Rates Levied, Revenue, Expenditure, Assets, and Liabilities.

| No. | Name of Board. | Members (including Chairman). | Annual Value of Rateable Property. | Rates in the £ Levied. | Revenue. | | | | Expenditure. | | | | Assets. (d) | Liabilities. (d) |
|-----------|----------------|-------------------------------|------------------------------------|------------------------|--------------|------------------------------------|------------|--------|--------------------------|---|------------|--------|-------------|------------------|
| | | | | | Health Rate. | Sanitary Charges and Garbage Fees. | All other. | Total. | Administrative Expenses. | Expenditure on Sanitary and Garbage Services. | All other. | Total. | | |
| 1 | Brookton ... | No. 7 | £ 2,920 | d. 2½ | £ 29 | £ 7 | £ 2 | £ 38 | £ 31 | £ 7 | £ 1 | £ 39 | £ 108 | £ 2 |
| 2 | Comet Vale * | ... | ... | ... | ... | ... | ... | ... | ... | ... | ... | ... | ... | ... |
| 3 | Galena * | ... | ... | ... | ... | ... | ... | ... | ... | ... | ... | ... | ... | ... |
| 4 | Goomalling | 7 | 4,654 | 6 | 105 | 380 | 18 | 503 | 123 | 347 | 9 | 479 | 800 | 23 |
| 5 | Goongarrie * | ... | ... | ... | ... | ... | ... | ... | ... | ... | ... | ... | ... | ... |
| 6 | Kununoppin | ... | ... | a | ... | 38 | ... | 38 | 6 | ... | ... | 6 | 85 | 5 |
| 7 | Moora | 7 | ... | ... | ... | 99 | 13 | 112 | 121 | 7 | 10 | 138 | 389 | ... |
| 8 | Mt. Morgans* | 5 | ... | ... | ... | ... | ... | ... | ... | ... | ... | ... | ... | ... |
| 9 | Payne's Find * | ... | ... | ... | ... | ... | ... | ... | ... | ... | ... | ... | ... | ... |
| 10 | Peak Hill * | ... | ... | ... | ... | ... | ... | ... | ... | ... | ... | ... | ... | ... |
| 11 | Pingelly | 4 | 7,372 | 5 | 148 | ... | 4 | 152 | 68 | 54 | 5 | 127 | 292 | 4 |
| 12 | Yealering | 4 | ... | a | ... | 15 | ... | 15 | 11 | 6 | 2 | 19 | † | † |
| Total ... | | ... | ... | ... | 282 | 539 | 37 | 858 | 360 | 421 | 27 | 808 | 61,074 | c 34 |

* Inactive during the year. (a) No Rate levied. (b) Comprising Cash and Bank Balances, £609; Arrears of Rates and Sanitary Charges, £609; Plant and Buildings, £443; and other Assets, £13. (c) Comprising Bank Overdrafts and Outstanding Cheques, £Nil; and all other Liabilities, £34. † Not available. (d) Incomplete see Note †.

MUNICIPAL LOCAL BOARDS OF HEALTH.

No. 21.—Number, Revenue and Expenditure, 1927 to 1936.

| Year ended 31st October. | Number. | Revenue. | | | | Expenditure. | | | Assets. | Liabilities. |
|--------------------------|---------|----------|--------------------------------|--------------------|-----------|--------------------------------|--------------------|-----------|----------|--------------|
| | | Rates. | Sanitary Chgs. & Garbage Fees. | All other Sources. | Total. | Sanitary and Garbage Services. | Other Expenditure. | Total. | | |
| 1927 | 21 | £ 49,625 | £ 45,721 | £ 10,856 | £ 106,202 | £ 70,485 | £ 31,227 | £ 101,712 | £ 53,910 | £ 12,063 |
| 1928 | 21 | 49,145 | 45,381 | 10,399 | 104,925 | 73,939 | 33,838 | 107,777 | 54,835 | 15,464 |
| 1929 | 21 | 53,342 | 44,498 | 10,611 | 108,451 | 72,968 | 38,456 | 111,424 | 53,733 | 16,781 |
| 1930 | 21 | 63,065 | 42,064 | 10,232 | 115,361 | 74,641 | 43,138 | 117,779 | 55,599 | 16,826 |
| 1931 | 21 | 64,393 | 40,182 | 10,949 | 115,524 | 64,808 | 35,471 | 100,279 | 71,421 | 15,087 |
| 1932 | 21 | 43,357 | 39,156 | 9,267 | 96,780 | 59,378 | 37,933 | 97,311 | 69,542 | 14,123 |
| 1933 | 21 | 42,254 | 37,408 | 13,334 | 92,996 | 55,596 | 39,181 | 94,777 | 65,459 | 9,279 |
| 1934 | 21 | 36,259 | 40,737 | 28,948 | 103,944 | 57,695 | 47,421 | 105,116 | 74,807 | 24,345 |
| 1935 | 21 | 44,778 | 42,414 | 17,250 | 104,442 | 57,992 | 41,712 | 99,704 | 65,073 | 28,839 |
| 1936 | 21 | 43,034 | 41,117 | 70,624 | 154,775 | 61,078 | 100,918 | 161,996 | 62,585 | 75,244 |

LOCAL BOARDS OF HEALTH OUTSIDE MUNICIPALITIES.

No. 22.—Number, Revenue and Expenditure, 1927 to 1936.

| Year ended 30th June. | Number. (a) | Revenue. | | | | Expenditure. | | | Assets. | Liabilities. |
|-----------------------|-------------|----------|--------------------------------|--------------------|----------|--------------------------------|--------------------|----------|----------|--------------|
| | | Rates. | Sanitary Chgs. & Garbage Fees. | All other Sources. | Total. | Sanitary and Garbage Services. | Other Expenditure. | Total. | | |
| 1927 | 99 | £ 14,650 | £ 27,818 | £ 4,005 | £ 46,473 | £ 31,109 | £ 15,833 | £ 46,942 | £ 39,084 | £ 12,309 |
| 1928 | 101 | 21,469 | 22,936 | 4,740 | 49,145 | 31,788 | 16,849 | 48,637 | 40,493 | 12,481 |
| 1929 | 103 | 18,626 | 27,915 | 4,120 | 50,661 | 32,166 | 19,611 | 51,777 | 44,117 | 8,968 |
| 1930 | 102 | 21,760 | 27,362 | 5,501 | 55,123 | 34,623 | 20,355 | 54,983 | 48,626 | 8,059 |
| 1931 | 102 | 17,916 | 26,800 | 5,979 | 50,695 | 31,585 | 20,866 | 52,451 | 58,859 | 8,622 |
| 1932 | 99 | 17,996 | 25,766 | 5,197 | 48,959 | 27,970 | 19,233 | 47,203 | 58,486 | 7,528 |
| 1933 | 100 | 16,365 | 27,554 | 6,327 | 50,246 | 25,417 | 19,369 | 44,786 | 64,383 | 5,203 |
| 1934 | 101 | 16,269 | 28,381 | 4,319 | 48,969 | 28,036 | 19,836 | 47,872 | 69,747 | 5,066 |
| 1935 | 104 | 16,843 | 29,370 | 4,447 | 51,160 | 30,278 | 20,778 | 51,056 | 72,034 | 6,102 |
| 1936 | 105 | 18,852 | 31,881 | 5,628 | 56,361 | 32,583 | 23,006 | 55,589 | 79,150 | 6,690 |

(a) Excluding Inactive Boards as follows:—1927, 7; 1928, 7; 1929, 8; 1930, 8; 1931, 5; 1932, 6; 1933, 6; 1934, 6; 1935, 5; 1936, 6.

VI.—Water Boards.

No. 23.—Revenue, Expenditure and Loans for the years 1926-27 to 1935-36.

| No. | Name of Board. | Year ended : | Revenue. | | | Expenditure. | Loans. | | | | Total amount of Sinking Funds in hands of Trustees at end of Financial Year. |
|-----|------------------------|--------------|-------------------|---------------|---------------|---------------|--------------------------------------|--------------------|----------------|----------------|--|
| | | | Taxes, Dues, etc. | Other. | Total. | | Amount Current at end of Year from : | | | | |
| | | | | | | | Banks. | General Loan Fund. | Other Sources. | Total. | |
| | | | £ | £ | £ | £ | £ | £ | £ | £ | £ |
| 1 | Albany | 31-10-36 | 5,481 | 115 | 5,596 | 6,146 | ... | 64,769 | ... | 64,769 | ... |
| 2 | Broome | 30-6-36 | 965 | 259 | 1,224 | 1,334 | 1,212 | 5,602 | ... | 6,814 | 189 |
| 3 | Bunbury | 31-12-36 | 4,845 | 145 | 4,990 | 6,111 | 9,654 | ... | 5,300 | 14,954 | 1,186 |
| 4 | Busselton | 31-12-36 | 1,253 | 94 | 1,347 | 975 | 330 | ... | ... | 330 | 124 |
| 5 | Carnarvon | 31-12-36 | 1,584 | 20 | 1,604 | 1,261 | ... | ... | ... | ... | ... |
| 6 | Katanning | 30-6-36 | 2,394 | 626 | 3,020 | 2,865 | 586 | 18,876 | 2,863 | 22,325 | 9,769 |
| 7 | Moora | 31-10-36 | 739 | 102 | 841 | 664 | ... | ... | 3,306 | 3,306 | ... |
| 8 | Onslow | 30-6-36 | 190 | 366 | 456 | 408 | ... | ... | ... | ... | ... |
| 9 | Pinjarra | 30-6-36 | 437 | 30 | 467 | 514 | ... | ... | 3,000 | 3,000 | 980 |
| 10 | Port Hedland | 30-6-36 | 217 | 3 | 220 | 231 | ... | ... | ... | ... | ... |
| 11 | Quairading-Dan- gin | 30-6-36 | 662 | 13 | 675 | 3,407 | 5,868 | ... | ... | 5,868 | ... |
| 12 | Roebourne | 31-12-36 | 327 | 8 | 335 | 357 | 777 | ... | ... | 777 | ... |
| 13 | Sandstone | 30-6-36 | 102 | 8 | 110 | 112 | ... | ... | ... | ... | ... |
| 14 | Wagin | 31-10-36 | 2,084 | 96 | 2,180 | 2,191 | ... | 22,909 | ... | 22,909 | 2,883 |
| 15 | Wiluna | 30-6-36 | 3,188 | 220 | 3,408 | 6,080 | 6,671 | ... | ... | 6,671 | ... |
| 16 | Wyndham | 30-6-36 | 346 | 7 | 353 | 361 | ... | 450 | ... | 450 | 160 |
| | Total. 1935-36 | ... | 24,814 | 2,012 | 26,826 | 33,017 | 25,098 | 112,606 | 14,469 | 152,173 | 15,291 |
| | Total 1934-35 | ... | 23,079 | 15,169 | 38,248 | 37,141 | 31,012 | 117,071 | 14,665 | 162,748 | 21,921 |
| | Total 1933-34 | ... | 22,532 | 13,921 | 36,453 | 37,734 | 27,039 | 112,802 | 14,721 | 154,562 | 19,244 |
| | Total 1932-33 | ... | 20,117 | 9,718 | 29,835 | 31,080 | 20,337 | 113,176 | 8,300 | 141,813 | 17,210 |
| | Total 1931-32 | ... | 17,877 | 1,799 | 19,676 | 21,113 | 18,570 | 113,500 | 5,300 | 137,370 | 15,360 |
| | Total 1930-31 | ... | 16,394 | 2,209 | 18,603 | 20,365 | 26,763 | 114,125 | 6,241 | 147,129 | 21,146 |
| | Total 1929-30 | ... | 19,005 | 4,493 | 23,498 | 23,492 | 27,615 | 134,226 | 6,300 | 168,141 | 18,808 |
| | Total 1928-29 | ... | 17,708 | 38,830 | 56,538 | 56,095 | 30,393 | 134,520 | 5,300 | 170,213 | 19,453 |
| | Total 1927-28 | ... | 16,101 | 1,542 | 17,643 | 19,757 | 31,011 | 104,087 | 5,300 | 140,398 | 17,794 |
| | Total 1926-27 | ... | 18,129 | 11,212 | 29,341 | 27,618 | 25,573 | 105,909 | 3,300 | 134,782 | 18,982 |

VII.—Vermin Boards Year ended 30th June, 1936.

No. 24.—Valuations, Rates Levied, Revenue, Expenditure, Assets and Liabilities.

| No. | Name of Board. | Valuations. | | Rates Levied. | | Revenue. | | | | Expenditure. | | | | Assets. (£) | Liabilities. (£) |
|--|--|--|----------------------|--|------------------------------|--------------|-----------------|--|------------|--------------------------|----------------------|---------------------|------------|----------------|---------------------|
| | | Unimproved Value of Rateable Property. | Total Area Assessed. | Amount in the £ on Unimproved Capital Value. | Amount Levied per 100 acres. | Vermin Rate. | Sale of Poisons | Government Bonus for Dingos, Scaps, etc. | All Other. | Administrative Expenses. | Plant and Additions. | Vermin Destruction. | All Other. | | |
| METROPOLITAN DIVISION. | | | | | | | | | | | | | | | |
| 1 | Bassendean † | £ | acres. | d. | s. d. | £ | £ | £ | £ | £ | £ | £ | £ | £ | £ |
| 2 | Belmont Park | | | (a) | | b 1 | | | | | | | | | |
| 3 | Cannell † | | | | | | | | | | | | | | |
| 4 | Swan | | | | | | | | | | | | | | |
| | Total, Metropolitan Division | | | | | 1 | | 25 | | | | | | | |
| NORTHERN AGRICULTURAL DIVISION. | | | | | | | | | | | | | | | |
| 6 | Charnmah | 157,056 | | | | 204 | | 166 | | | | | | | |
| 6 | Chapman | 169,764 | | | | 176 | | 446 | | | | | | | |
| 7 | Chittering | 60,757 | | | | 112 | | 46 | | | | | | | |
| 8 | Dalwallino | 492,047 | 2,560,310 | 0 1½ | | 490 | | 278 | | | | | | | |
| 9 | Dandaragan | 57,383 | 246,878 | 0 4 | | 178 | | 153 | | | | | | | |
| 10 | Dowroth | 154,742 | | | | 349 | | 42 | | | | | | | |
| 11 | Geraldton | 125,587 | | | | 183 | | 290 | | | | | | | |
| 12 | Gingin | 91,016 | 50,227 | 0 6 | | 280 | | 8 | | | | | | | |
| 13 | Goornalling | 276,285 | | | | 350 | | 118 | | | | | | | |
| 14 | Greenough | 96,908 | | | | 135 | | 27 | | | | | | | |
| 15 | Irwin | 59,390 | | | | 122 | | 214 | | | | | | | |
| 16 | Kellerberrin | 234,098 | | | | 335 | | 129 | | | | | | | |
| 17 | Koorda | 182,109 | | | | 105 | | 126 | | | | | | | |
| 18 | Kununoppin-Trayning | 129,590 | | | | 185 | | 21 | | | | | | | |
| 19 | Meckering | 877,620 | | | | 361 | | 32 | | | | | | | |
| 20 | Merredin | 259,216 | | | | 101 | | 32 | | | | | | | |
| 21 | Mingenew | 211,852 | | | | 410 | | 36 | | | | | | | |
| 22 | Moora | 884,970 | | | | 1,186 | | 75 | | | | | | | |
| 23 | Mt. Marshall | 292,325 | | | | 201 | | 11 | | | | | | | |
| 24 | Mt. Marshall | 297,727 | 284,474 | 0 2 | | 312 | | 61 | | | | | | | |
| 25 | Mukinbudin | 167,586 | | | | 109 | | 10 | | | | | | | |
| 26 | Mullewa | 179,274 | | | | 110 | | 12 | | | | | | | |
| 27 | Northam | 286,368 | | | | 337 | | 169 | | | | | | | |
| 28 | Northampton | 259,706 | | | | 175 | | 64 | | | | | | | |
| 29 | Nungesser | 107,181 | | | | 88 | | 8 | | | | | | | |
| 30 | Pearcefort | | | | | b 15 | | 41 | | | | | | | |
| 31 | Toodyay | 215,682 | | | | 217 | | 23 | | | | | | | |
| 32 | Three Springs | 176,031 | | | | 192 | | 119 | | | | | | | |
| 33 | Victoria Plains | 252,505 | | | | 232 | | 65 | | | | | | | |
| 34 | Wanneroo | 86,904 | | | | 148 | | 19 | | | | | | | |
| 35 | Westonia | 163,959 | | | | 17 | | 67 | | | | | | | |
| 36 | Wongan-Ballidu | 291,961 | | | | 219 | | 48 | | | | | | | |
| 37 | Wyalkatchem | 266,114 | | | | 169 | | 58 | | | | | | | |
| | Total, Northern Agricultural Division | 6,484,663 | 3,140,884 | | | 7,888 | 1,341 | 7,919 | 623 | 17,771 | 2,953 | 13,622 | 317 | 16,967 | 5,376 |

| Year ended 30th June— | Northern Division | Capital Value of Rateable Property. | Total Acreage Assessed at rate of | Revenue. | | Rates. | Expenditure. | | Assets. | Liabilities. |
|-----------------------|-------------------|-------------------------------------|-----------------------------------|------------------------------|--------------------|--------|---------------------|--------------------|---------|--------------|
| | | | | Government Bonus and Grants. | All other Sources. | | Vermin Destruction. | Other Expenditure. | | |
| 1927 | 109 | 12,786,025 | 117,037,305 | 2,028 | 2,656 | 27,055 | 18,528 | 13,001 | 50,611 | 61,066 |
| 1928 | 112 | 15,440,166 | 36,294,554 | 19,567 | 5,430 | 20,590 | 31,241 | 14,007 | 89,510 | 59,207 |
| 1929 | 114 | 15,207,028 | 60,947,828 | 18,644 | 2,779 | 20,171 | 33,574 | 13,071 | 43,594 | 58,034 |
| 1930 | 114 | 16,154,623 | 78,650,228 | 33,873 | 3,675 | 21,441 | 45,855 | 14,870 | 42,384 | 56,440 |
| 1931 | 114 | 15,140,458 | 50,793,535 | 26,718 | 4,021 | 16,130 | 37,445 | 12,518 | 49,963 | 56,152 |
| 1932 | 114 | 12,648,081 | 24,715,388 | 4,247 | 3,479 | 15,417 | 13,959 | 10,228 | 24,187 | 24,453 |
| 1933 | 114 | 13,575,401 | 29,855,747 | 12,295 | 4,316 | 16,210 | 25,518 | 11,286 | 36,604 | 45,851 |
| 1934 | 114 | 13,932,894 | 60,111,958 | 17,884 | 4,496 | 16,468 | 28,184 | 9,797 | 44,554 | 20,786 |
| 1935 | 114 | 14,250,047 | 94,065,657 | 9,258 | 5,261 | 16,917 | 23,670 | 8,831 | 32,507 | 19,652 |
| 1936 | 115 | 14,230,898 | 110,787,395 | 15,326 | 5,843 | 18,597 | 31,061 | 8,589 | 44,306 | 18,013 |

* Under control of the Minister for Agriculture, Property, Buildings, Office Furniture, and Plant, £5,689; and all other Assets, £1,942.
 † Inactive during the year.
 ‡ Comprising Cash and Bank Balances, £4,010; Arrears of Rates, £32,665; and all other Assets, £7,140; and all other Liabilities, £10,874.
 § Comprising Amounts Bank overdrafts, £7,140; and all other Liabilities, £10,874.
 (a) No rate levied. (b) Arrears. (c) Vermin Rate of 3d. on £116,480, and 1d. on £151,247. (d) Incomplete see Note (d). (e) Not available.

No. 25.—Vermin Boards—Number, Valuations, Revenue and Expenditure, 1927 to 1936.

| Year ended 30th June— | Number. | Unimproved Capital Value of Rateable Property. | Total Acreage Assessed at rate of | Revenue. | | | Expenditure. | | | Assets. | Liabilities. |
|-----------------------|---------|--|-----------------------------------|----------|-------------------|--------------------|---------------------|--------------------|--------|---------|--------------|
| | | | | Rates. | Bonus and Grants. | All other Sources. | Vermin Destruction. | Other Expenditure. | Total. | | |
| 1927 | 109 | 12,786,025 | 117,037,305 | 27,055 | 2,028 | 2,656 | 31,759 | 18,528 | 13,001 | 50,611 | 61,066 |
| 1928 | 112 | 15,440,166 | 36,294,554 | 20,590 | 19,567 | 5,430 | 45,587 | 31,241 | 14,007 | 89,510 | 59,207 |
| 1929 | 114 | 15,207,028 | 60,947,828 | 20,171 | 18,644 | 2,779 | 41,594 | 33,574 | 13,071 | 43,594 | 58,034 |
| 1930 | 114 | 16,154,623 | 78,650,228 | 21,441 | 33,873 | 3,675 | 58,989 | 45,855 | 14,870 | 42,384 | 56,440 |
| 1931 | 114 | 15,140,458 | 50,793,535 | 16,130 | 26,718 | 4,021 | 46,869 | 37,445 | 12,518 | 49,963 | 56,152 |
| 1932 | 114 | 12,648,081 | 24,715,388 | 15,417 | 4,247 | 3,479 | 23,143 | 13,959 | 10,228 | 24,187 | 24,453 |
| 1933 | 114 | 13,575,401 | 29,855,747 | 16,210 | 12,295 | 4,316 | 32,827 | 25,518 | 11,286 | 36,604 | 45,851 |
| 1934 | 114 | 13,932,894 | 60,111,958 | 16,468 | 17,884 | 4,496 | 39,848 | 28,184 | 9,797 | 44,554 | 20,786 |
| 1935 | 114 | 14,250,047 | 94,065,657 | 16,917 | 9,258 | 5,261 | 31,436 | 23,670 | 8,831 | 32,507 | 19,652 |
| 1936 | 115 | 14,230,898 | 110,787,395 | 18,597 | 15,326 | 5,843 | 40,766 | 31,061 | 8,589 | 44,306 | 18,013 |

VIII.— FIRE BRIGADES.

No. 26.—Number of Brigades, Firemen, Plant, Calls Attended, Finance, etc., 1927 to 1936.

| As at 30th September:— | Brigades. | Firemen on Rolls. | | Electric Facilities for calling Brigades. | | Plant. | | | Reels. |
|------------------------|-----------|-------------------|------------|---|-----------------------------|---------------|--------|---------|--------|
| | | Permanent (a) | Volunteer. | Automatic (Including Sprinklers.) | Other (Public and Private). | Fire Engines. | | | |
| | | | | | | Steam. | Motor. | Manual. | |
| 1927 | No. 41 | No. 136 | No. 504 | No. 33 | No. 894 | No. 5 | No. 10 | No. 1 | No. 37 |
| 1928 | 39 | 135 | 480 | 41 | 887 | 5 | 12 | 1 | 35 |
| 1929 | 39 | 136 | 489 | 47 | 896 | 5 | 18 | 1 | 37 |
| 1930 | 39 | 140 | 499 | 54 | 871 | 4 | 22 | 1 | 37 |
| 1931 | 39 | 137 | 521 | 55 | 872 | 2 | 23 | ... | 22 |
| 1932 | 39 | 136 | 518 | 56 | 869 | 2 | 23 | ... | 24 |
| 1933 | 39 | 133 | 520 | 62 | 875 | 2 | 24 | ... | 24 |
| 1934 | 40 | 133 | 531 | 63 | 882 | 2 | 24 | ... | 24 |
| 1935 | 40 | 132 | 535 | 65 | 884 | ... | 23 | ... | 24 |
| 1936 | 41 | 133 | 557 | 65 | 885 | ... | 28 | ... | 30 |

| As at 30th September:— | Plant—continued. | | | Calls Attended. (b) | | | Revenue. (b) † | Expenditure. (b) † | Estimated Value of— | |
|------------------------|----------------------|----------|--------|---------------------|---------------------------------|---------------|----------------|--------------------|---------------------|----------|
| | Motor Hose Carriages | Escapes. | Hose. | Actual Fires. | Chimney, Grass & Rubbish Fires. | False Alarms. | | | Land & Buildings. | Plant. |
| | | | | | | | | | | |
| 1927 | No. 20 | No. 2 | 75,650 | 352 | 390 | 125 | £ 50,468 | £ 50,997 | £ 66,000 | £ 33,000 |
| 1928 | 18 | 2 | 95,050 | 330 | 366 | 117 | 55,048 | 54,021 | 68,600 | 36,900 |
| 1929 | 18 | 2 | 94,900 | 366 | 422 | 101 | 57,907 | 57,499 | 68,600 | 37,800 |
| 1930 | 14 | 2 | 91,800 | 366 | 482 | 108 | 60,038 | 60,533 | 68,600 | 38,500 |
| 1931 | 14 | 2 | 90,100 | 453 | 380 | 154 | 57,195 | 56,490 | 68,600 | 38,500 |
| 1932 | 17 | 2 | 93,000 | 369 | 377 | 122 | 49,337 | 48,368 | 68,369 | 34,600 |
| 1933 | 17 | 2 | 97,700 | 350 | 377 | 83 | 48,423 | 48,703 | 68,000 | 31,140 |
| 1934 | 16 | 1 | 96,900 | 322 | 444 | 81 | 50,296 | 50,755 | 70,200 | 31,140 |
| 1935 | 16 | 1 | 86,600 | 326 | 492 | 111 | 52,938 | 53,949 | 73,700 | 32,600 |
| 1936 | 16 | 2 | 95,200 | 366 | 315 | 130 | 57,828 | 57,207 | 83,000 | 37,600 |

(a) Includes Auxiliaries as follows:—1927, 16; 1928, 15; 1929, 12; 1930, 12; 1931, 11; 1932, 11; 1933, 9; 1934, 8; 1935, 8; 1936, 7.

(b) During the Year ended 30th September. † Excludes loans raised and spent during year, 1928, £10,000; 1929, £14,000; 1934, £5,000, 1935, £5,160; 1936, £16,971.

No. 27.—Number of Firemen on Roll, Plant, and Calls Attended, Year ended 30th September, 1936.

| No. | Name of Station. | Firemen on the Roll. (a) | Plant. (a) | | | | Calls Attended. | | |
|--------------|--------------------------|--------------------------|---------------|--------|-----------------------|-------------|-----------------|------------------------------------|---------------|
| | | | Fire Engines. | Reels. | Motor Hose Carriages. | Hose. | Actual Fires. | Chimney, Grass, and Rubbish Fires. | False Alarms. |
| 1 | Albany | No. 18 | No. 1 | No. 1 | No. 1 | Feet. 2,400 | No. 8 | No. 11 | No. ... |
| 2 | Bassendean | 20 | ... | 1 | 1 | 1,100 | 4 | 13 | ... |
| 3 | Beverley | 15 | ... | 1 | ... | 1,100 | ... | 1 | ... |
| 4 | Boulder | 7 | 1 | ... | 1 | 3,500 | 9 | 4 | 6 |
| 5 | Brookton | 20 | ... | 1 | ... | 1,000 | ... | 2 | ... |
| 6 | Bunbury | 23 | 1 | 1 | ... | 4,000 | 10 | 2 | ... |
| 7 | Busselton | 19 | 1 | 1 | ... | 2,200 | 3 | 1 | ... |
| 8 | Canning | 17 | ... | 1 | ... | 1,100 | 5 | 4 | ... |
| 9 | Claremont | 4 | 2 | ... | 1 | 4,200 | 23 | 46 | 7 |
| 10 | Collie | 19 | 1 | 1 | ... | 1,000 | 1 | ... | ... |
| 11 | Coolgardie | 16 | ... | 1 | ... | 1,100 | ... | ... | ... |
| 12 | Cue | 20 | ... | 1 | ... | 1,000 | 3 | 1 | ... |
| 13 | Fremantle | 14 | 2 | ... | 1 | 6,200 | 20 | 21 | 9 |
| 14 | Fremantle, North | 5 | 1 | ... | ... | 3,100 | 19 | 15 | 7 |
| 15 | Geraldton | 20 | 1 | 1 | ... | 2,600 | 12 | 2 | ... |
| 16 | Guildford | 19 | ... | 1 | 1 | 1,200 | 4 | 3 | ... |
| 17 | Kalgoorlie | 7 | 1 | ... | 1 | 3,100 | 25 | 3 | 9 |
| 18 | Kalgoorlie, South | 19 | ... | 1 | ... | 400 | ... | ... | ... |
| 19 | Kalgoorlie, North | 20 | ... | 1 | ... | 600 | ... | ... | ... |
| 20 | Katanning | 18 | 1 | 1 | ... | 1,700 | 2 | 4 | ... |
| 21 | Kellerberrin | 20 | 1 | 1 | ... | 1,300 | 2 | 2 | ... |
| 22 | Leaderville | 8 | 1 | ... | 1 | 3,500 | 26 | 16 | 4 |
| 23 | Leonora | 20 | ... | 1 | ... | 1,500 | 2 | 2 | ... |
| 24 | Meekatharra | 6 | 1 | ... | ... | 3,600 | 21 | 17 | 6 |
| 25 | Moylands | 17 | ... | 1 | ... | 1,200 | 2 | 1 | ... |
| 26 | Merredin | 19 | ... | 1 | 1 | 1,400 | ... | 1 | ... |
| 27 | Midland Junction | 20 | 1 | 1 | 1 | 3,000 | 16 | 12 | 7 |
| 28 | Moora | 19 | ... | 1 | ... | 1,000 | ... | ... | ... |
| 29 | Narrogin | 19 | 1 | 1 | ... | 1,800 | 2 | 1 | ... |
| 30 | Northam | 19 | 1 | 1 | 1 | 3,400 | 6 | 11 | 7 |
| 31 | Perth | 53 | 3 | ... | 2 | 16,100 | 100 | 53 | 50 |
| 32 | Perth, North | 7 | 1 | ... | ... | 2,600 | 14 | 13 | 6 |
| 33 | Perth, South | 4 | 1 | ... | 1 | 1,800 | 9 | 16 | 1 |
| 34 | Southern Cross | 20 | ... | 1 | ... | 900 | 1 | ... | ... |
| 35 | Tammin | 16 | ... | 1 | ... | 1,000 | ... | ... | ... |
| 36 | Toodyay | 16 | ... | 1 | ... | 1,600 | ... | 4 | ... |
| 37 | Trafalgar | 20 | ... | 1 | ... | 500 | ... | ... | ... |
| 38 | Victoria Park | 8 | 1 | ... | 1 | 3,000 | 12 | 25 | 7 |
| 39 | Wagin | 20 | 1 | 1 | ... | 1,300 | 2 | 3 | ... |
| 40 | Wiluna | 20 | 1 | 1 | ... | 1,000 | ... | 1 | ... |
| 41 | York | 19 | 1 | 1 | ... | 1,100 | 3 | 5 | 1 |
| Total | | 690 | 28 | 30 | 16 | 95,200 | 366 | 315 | 130 |

(a) As at 30th September, 1936.

IX.—LOAN INDEBTEDNESS AND TAXATION OF LOCAL GOVERNING BODIES.

No. 28.—Return showing Loans outstanding, Sinking Funds and Taxation for Years 1926-27 to 1935-36.

| Year. | Amount outstanding. | Average nominal interest payable. (c) | Accrued Sinking Funds in hands of trustees at end of financial year. | Approximate Net Indebtedness. | | Taxation Receipts. | | | | | | Total. | |
|---------|---------------------|---------------------------------------|--|-------------------------------|---|--------------------|---------|----------------------|------------------------------------|--------------------|---------------------------------|--------|-----------|
| | | | | Amount. | Per head of Population on 31st October. | Rates. | | | Sanitary Charges and Garbage Fees. | Licenses and Fees. | Water Boards, Taxes, Dues, etc. | | |
| | | | | | | General. | Loan. | Health and Sanitary. | | | | | Other. |
| | | | | | | | | | | | | | |
| 1926-27 | 2,820,038 | 5.31 | 518,447 | 2,902,191 | 5.917 | 441,612 | 137,519 | 64,275 | 43,335 | 73,539 | 190,595 | 18,129 | 969,034 |
| 1927-28 | 3,080,325 | 5.20 | 651,195 | 2,429,330 | 6.013 | 458,780 | 159,219 | 70,614 | 36,393 | 68,317 | 211,506 | 16,101 | 1,020,310 |
| 1928-29 | 3,352,684 | 5.39 | 517,203 | 2,835,481 | 6.826 | 490,847 | 169,324 | 71,968 | 35,406 | 72,413 | 243,407 | 17,708 | 1,101,073 |
| 1929-30 | 3,530,700 | 5.04 | 565,217 | 2,965,483 | 7.056 | 451,695 | 185,813 | 84,825 | 40,682 | 69,926 | 265,604 | 19,005 | 1,117,530 |
| 1930-31 | 3,460,616 | 5.06 | 580,104 | 2,880,512 | 6.831 | 338,498 | 191,954 | 82,309 | 32,934 | 66,982 | 242,432 | 16,394 | 971,503 |
| 1931-32 | 3,354,365 | 5.67 | 632,164 | 2,722,201 | 6.432 | 310,265 | 198,456 | 66,353 | 31,333 | 64,922 | 233,096 | 17,877 | 922,302 |
| 1932-33 | 3,285,299 | 5.51 | 651,495 | 2,633,804 | 5.981 | 311,181 | 187,527 | 58,619 | 30,040 | 64,962 | 244,413 | 20,117 | 916,859 |
| 1933-34 | 3,256,215 | 5.49 | 681,165 | 2,575,050 | 5.825 | 315,321 | 193,413 | 52,528 | 33,137 | 69,118 | 245,710 | 22,532 | 931,750 |
| 1934-35 | 3,259,693 | 5.48 | 728,281 | 2,531,412 | 5.661 | 323,631 | 195,311 | 61,621 | 32,941 | 72,284 | 267,419 | 23,079 | 976,236 |
| 1935-36 | 3,241,894 | 4.05 | 724,239 | 2,517,655 | 5.569 | 339,955 | 193,119 | 61,924 | 36,439 | 72,998 | 262,483 | 24,814 | 1,021,732 |

* Exclusive of Loans debited to certain undertakings from General Loan Fund.

(c) Excludes reductions under the Financial Emergency Act, 1931.

PART XII.—MISCELLANEOUS.

I.—PARLIAMENTARY ROLLS, ELECTIONS, ETC.

A.—State Rolls, Elections, etc.

No 1.—Elections: *Legislative Council, 9th May, 1936, and Legislative Assembly, 15th February, 1936.*

| | Males. | Females. | Total. | | Males. | Females. | Total. |
|-----------------------------|--------|----------|--------|-------------------------------|--------|----------|---------|
| LEGISLATIVE COUNCIL. | | | | | | | |
| <i>Names on Rolls.</i> | | | | <i>Names on Rolls.</i> | | | |
| <i>Electoral Province.</i> | | | | <i>Electoral Province.</i> | | | |
| Central | 5,140 | 771 | 5,911 | South-West | 5,368 | 1,343 | 6,711 |
| East | 9,396 | 2,363 | 11,759 | West | 5,885 | 2,435 | 8,320 |
| Metropolitan | 4,896 | 2,384 | 7,280 | Total | 63,407 | 21,987 | 85,394 |
| Metropolitan-Suburban | 19,747 | 9,113 | 28,860 | <i>In Contested Provinces</i> | 41,041 | 15,975 | 57,016 |
| North | 804 | 137 | 941 | <i>Votes recorded</i> | 18,479 | 6,394 | †24,873 |
| North-East | 2,944 | 1,134 | 4,078 | | | | |
| South | 3,254 | 844 | 4,098 | | | | |
| South-East | 5,973 | 1,463 | 7,436 | | | | |

LEGISLATIVE ASSEMBLY.

| <i>Names on Rolls.</i> | | | | <i>Names on Rolls.</i> | | | |
|----------------------------|-------|-------|-------|-------------------------------|---------|---------|----------|
| <i>Electoral District.</i> | | | | <i>Electoral District.</i> | | | |
| Albany | 2,284 | 2,132 | 4,416 | Mount Marshall | 2,543 | 1,707 | 4,250 |
| Avon | 2,151 | 1,566 | 3,717 | Murchison | 2,652 | 1,137 | 3,789 |
| Beverley | 2,253 | 1,637 | 3,890 | Murray-Wellington | 2,142 | 1,791 | 3,933 |
| Boulder | 1,879 | 1,531 | 3,410 | Nedlands | 4,705 | 5,095 | 9,800 |
| Brown Hill-Ivanhoe | 1,680 | 1,170 | 2,850 | Nelson | 3,229 | 2,226 | 5,455 |
| Bunbury | 2,551 | 2,438 | 4,989 | Northam | 2,472 | 2,162 | 4,634 |
| Canning | 4,614 | 5,086 | 9,700 | Perth | 3,781 | 3,993 | 7,774 |
| Claremont | 4,058 | 2,576 | 6,634 | Perth, East | 3,448 | 3,923 | 7,371 |
| Collie | 2,366 | 1,912 | 4,278 | Perth, North | 2,724 | 3,619 | 6,343 |
| Forrest | 2,596 | 1,693 | 4,289 | Perth, West | 2,911 | 3,955 | 6,866 |
| Fremantle | 3,769 | 3,843 | 7,612 | Pilbara | 600 | 126 | 726 |
| Fremantle, North-East | 3,127 | 3,017 | 6,144 | Pingelly | 2,212 | 1,563 | 3,775 |
| Fremantle, South | 3,593 | 3,711 | 7,304 | Roebourne | 426 | 149 | 575 |
| Gascoyne | 826 | 353 | 1,179 | Subiaco | 3,287 | 4,254 | 7,541 |
| Geraldton | 2,138 | 1,854 | 3,992 | Sussex | 1,928 | 1,521 | 3,449 |
| Greenough | 3,370 | 2,128 | 5,498 | Swan | 2,841 | 2,756 | 5,597 |
| Guildford-Midland | 3,017 | 3,210 | 6,227 | Toodyay | 1,863 | 1,509 | 3,372 |
| Hannans | 1,377 | 1,096 | 2,473 | Victoria Park | 3,771 | 4,280 | 8,051 |
| Irwin-Moore | 1,995 | 1,302 | 3,297 | Wagin | 2,246 | 1,922 | 4,168 |
| Kalgoorlie | 2,382 | 1,867 | 4,249 | Williams-Narrogin | 1,730 | 1,417 | 3,147 |
| Kanowna | 1,456 | 633 | 2,089 | Yilgarn-Coolgardie | 2,632 | 1,228 | 3,860 |
| Katanning | 2,757 | 2,270 | 5,027 | York | 1,602 | 1,280 | 2,882 |
| Kimberley | 750 | 199 | 949 | Total | 130,065 | 117,400 | 247,465 |
| Leederville | 4,188 | 5,025 | 9,213 | <i>In Contested Districts</i> | 99,698 | 94,656 | 194,354 |
| Maylands | 3,501 | 4,159 | 7,660 | <i>Votes recorded</i> | 71,734 | 64,575 | *136,309 |
| Middle Swan | 4,232 | 4,224 | 8,456 | | | | |
| Mount Hawthorn | 3,314 | 3,737 | 7,051 | | | | |
| Mt. Magnet— | | | | | | | |
| Sub-District | | | | | | | |
| Leonora | 1,078 | 419 | 1,497 | | | | |
| Sub-District | | | | | | | |
| Magnet | 1,018 | 399 | 1,417 | | | | |

†Including 222 Informal Votes.

* Including 1,518 Informal Votes.

No. 2.—Names on Rolls of *Legislative Council, 1925 to 1936, and Legislative Assembly, 1925 to 1936.*

| LEGISLATIVE COUNCIL. | | | | LEGISLATIVE ASSEMBLY. | | | |
|------------------------|--------|----------|--------|----------------------------|---------|----------|---------|
| Date. | Males. | Females. | Total. | Date. | Males. | Females. | Total. |
| 30th June, 1925 | 42,794 | 14,607 | 57,401 | 4th April, 1925 | 106,535 | 93,677 | 200,212 |
| 30th June, 1926 | 52,317 | 17,740 | 70,057 | 30th June, 1926 | 109,059 | 97,486 | 206,545 |
| 30th June, 1927 | 50,797 | 17,977 | 68,774 | 30th June, 1927 | 111,969 | 97,607 | 209,576 |
| 30th June, 1928 | 55,133 | 19,165 | 74,298 | 30th June, 1928 | 112,933 | 100,273 | 213,206 |
| 30th June, 1929 | 53,757 | 18,933 | 72,690 | 31st December, 1928 | 114,347 | 101,925 | 216,272 |
| 10th May, 1930 | 54,651 | 18,927 | 73,578 | 12th April, 1930 | 122,576 | 107,500 | 230,076 |
| 30th June, 1931 | 52,602 | 18,222 | 70,824 | 30th June, 1931 | 117,635 | 104,404 | 222,039 |
| 7th May, 1932 | 57,454 | 19,889 | 77,343 | 30th June, 1932 | 119,502 | 104,805 | 224,307 |
| 12th May, 1934 | 62,168 | 22,323 | 84,491 | 8th April, 1933 | 124,776 | 112,419 | 237,195 |
| 9th May, 1936 | 63,407 | 21,987 | 85,394 | 15th February, 1936 | 130,065 | 117,400 | 247,465 |

No. 3.—Results of Prohibition Poll taken on 4th April, 1925, under the provisions of the Licensing Act, 1911-1922.

| Electors on Roll. | | | Votes Recorded. | | | Valid Votes. | | |
|-------------------|----------|---------|-----------------|----------|----------|------------------|----------------------|---------|
| Males. | Females. | Total. | Males. | Females. | Total. | For Prohibition. | Against Prohibition. | Total. |
| 106,535 | 93,677 | 200,212 | 66,359 | 52,774 | *119,133 | 41,362 | 77,113 | 118,475 |

* Including 658 informal votes.

No. 4.—Results of the Referendum taken on 8th April, 1933, under the provisions of the Secession Referendum Act, 1932.

| Electors on Roll. | | | Number of Votes Recorded. | | | | | | | |
|-------------------|----------|---------|---------------------------|----------|-----------|---------|-------------|----------|-----------|---------|
| | | | Secession. | | | | Convention. | | | |
| Males. | Females. | Total. | For. | Against. | Informal. | Total. | For. | Against. | Informal. | Total. |
| 124,776 | 112,419 | 237,195 | 138,653 | 70,706 | 7,921 | 217,280 | 88,275 | 119,031 | 9,974 | 217,280 |

B.—Commonwealth Rolls, Elections, Etc.

No. 5.—Elections on 23rd October, 1937, for the House of Representatives.

| Contested Divisions. | Electors Enrolled, 23rd October, 1937. | | | Number of Electors to whom Ballot Papers were issued. | | | Informal Ballot Papers. | Ratio of Ballot Papers Issued to Electors Enrolled. | | |
|----------------------|--|---------|---------|---|---------|---------|-------------------------|---|-------|--------|
| | M. | F. | Total. | M. | F. | Total. | | M. | F. | Total. |
| | No. | No. | No. | No. | No. | No. | No. | % | % | % |
| Forrest | 25,348 | 20,822 | 46,170 | 24,314 | 19,163 | 43,477 | 1,430 | 95.92 | 92.03 | 94.17 |
| Fremantle | 27,408 | 31,026 | 58,434 | 25,371 | 29,942 | 55,313 | 1,827 | 92.57 | 96.51 | 94.66 |
| Kalgoorlie | 25,608 | 15,640 | 41,248 | 22,103 | 14,360 | 36,463 | 1,457 | 86.31 | 91.82 | 88.40 |
| Perth | 26,881 | 31,794 | 58,675 | 25,412 | 29,579 | 54,991 | 1,980 | 94.54 | 93.03 | 93.72 |
| Swan | 27,050 | 23,635 | 50,685 | 24,812 | 22,061 | 46,873 | 1,623 | 91.73 | 93.34 | 92.48 |
| Totals | 132,295 | 122,917 | 255,212 | 122,012 | 115,105 | 237,117 | 8,317 | 92.23 | 93.64 | 92.91 |

No. 6.—Electors on Commonwealth Rolls on 30th June, 1937.

| Division. | | | | Electors enrolled. | Division. | | | | Electors enrolled. |
|-------------------|--|--|--|--------------------|--------------|--|--|--|--------------------|
| | | | | No. | | | | | No. |
| Forrest | | | | 46,797 | Perth | | | | 45,574 |
| Fremantle | | | | 56,913 | Swan | | | | 53,302 |
| Kalgoorlie | | | | 42,492 | Total | | | | 250,078 |

No. 7.—Senate Elections and Referenda for the Alteration of the Constitution, etc., 1903 to 1937.

| Date of Election or Referendum. | Electors Enrolled. | | | Ballot Papers Issued. | | | Ratio of Ballot Papers Issued to Electors Enrolled. | | |
|---------------------------------|--------------------|---------|---------|-----------------------|---------|----------|---|-------|--------|
| | M. | F. | Total. | M. | F. | Total. | M. | F. | Total. |
| 16th December, 1903 a... | 74,754 | 42,188 | 116,942 | 26,878 | 6,270 | 33,148 | 35.96 | 14.86 | 28.35 |
| 12th December, 1906 ab | 91,427 | 54,046 | 145,473 | 37,180 | 15,532 | 52,712 | 40.67 | 28.74 | 36.23 |
| 13th April, 1910 a c | 80,996 | 53,983 | 134,979 | 53,704 | 30,189 | 83,893 | 66.30 | 55.92 | 62.15 |
| 26th April, 1911 d | 83,850 | 54,847 | 138,697 | 42,598 | 18,884 | 61,482 | 50.80 | 34.43 | 44.33 |
| 31st May, 1913 a e | 106,264 | 73,520 | 179,784 | 80,011 | 52,138 | 132,149 | 75.29 | 70.92 | 73.50 |
| 5th September, 1914 a | 107,005 | 75,102 | 182,107 | 79,150 | 50,984 | 130,134 | 73.97 | 67.89 | 71.46 |
| 28th October, 1916 f | 94,456 | 73,146 | 167,602 | 82,067 | 58,551 | 140,648 | 86.88 | 80.09 | 83.92 |
| 20th December, 1917 f | 88,126 | 74,221 | 162,347 | *81,365 | *54,228 | *135,593 | 92.33 | 73.06 | 83.52 |
| 13th December, 1919 ag | 87,921 | 75,923 | 163,844 | 60,731 | 42,504 | 103,235 | 69.07 | 58.21 | 63.12 |
| 16th December, 1922 a | 89,470 | 79,154 | 168,624 | 48,114 | 30,643 | 78,757 | 53.78 | 38.71 | 46.71 |
| 14th November, 1925 a | 102,877 | 90,158 | 193,035 | 90,794 | 82,404 | 173,198 | 88.25 | 91.40 | 89.72 |
| 4th September, 1926 h | 100,775 | 89,511 | 190,286 | 86,677 | 77,878 | 164,555 | 86.01 | 87.00 | 86.48 |
| 17th November, 1928 a i | 107,583 | 95,563 | 203,146 | 95,828 | 87,647 | 183,475 | 89.07 | 91.72 | 90.32 |
| 19th December, 1931 a | 115,687 | 104,982 | 220,669 | 105,816 | 95,722 | 201,538 | 91.47 | 91.18 | 91.33 |
| 15th September, 1934 a | 125,942 | 115,161 | 241,103 | 112,978 | 104,810 | 217,788 | 89.71 | 91.01 | 90.33 |
| 6th March, 1937 j | 128,611 | 118,925 | 247,536 | 115,459 | 106,373 | 221,832 | 89.77 | 89.45 | 89.62 |
| 23rd October, 1937 a | 132,295 | 122,917 | 255,212 | 122,012 | 115,105 | 237,117 | 92.23 | 93.64 | 92.91 |

a. Senate Election. b. Referendum relative to Senate Elections. c. Referendum relative to—(1) Finance, (2) State Debts. d. Referendum relative to—(1) Legislative Powers, (2) Monopolies. e. Referendum relative to—(1) Trade and Commerce, (2) Corporations, (3) Industrial Matters, (4) Railway Disputes, (5) Trusts. f. Nationalisation of Monopolies. g. Referendum relative to Military Service. h. Referendum relative to—(1) Legislative Powers, (2) Nationalisation of Monopolies. i. Referendum relative to—(1) Industry and Commerce, (2) Essential Services. j. Referendum relative to—(1) Aviation, (2) Marketing. * Inclusive of members of the Forces and crews of Transports.

II.—WORKERS' HOMES.

No. 8.—Applications approved, 1932-33 to 1936-37.

| Section. | 1932-33. | | 1933-34. | | 1934-35. | | 1935-36. | | 1936-37. | |
|-----------|----------|--------|----------|--------|----------|--------|----------|--------|----------|--------|
| | No. | £ | No. | £ | No. | £ | No. | £ | No. | £ |
| Leasehold | 32 | 18,840 | 32 | 23,170 | 21 | 14,556 | 85 | 51,994 | 51 | 37,622 |
| Freehold | 101 | 60,324 | 28 | 18,424 | 15 | 10,550 | 30 | 20,276 | 37 | 23,581 |
| Total | 133 | 79,164 | 60 | 41,594 | 36 | 25,106 | 115 | 72,270 | 88 | 61,203 |

NOTE.—Since the commencement of operations in 1912 assistance has been given in the erection of 2,771 homes, comprising 2,246 freehold properties and 525 leasehold, the total amount advanced being £1,052,761 and £290,109 respectively. Other advances made are as follows:—Improvement of dwellings, 144 for £35,862; Purchase of properties, 293 for £106,731; and Discharge of mortgages, 124 for £37,947.

In addition, under the Commonwealth Housing Act, 127 advances totalling £100,063 have been made, mainly for the erection of new dwellings.

III.—PUBLICATIONS.

No. 9.—Number of Western Australian Newspapers and Periodicals in Circulation on 31st December, 1927 to 1936.

| Date. | Number Issued. | | | | | | | | | | Total. |
|--------------------|----------------|---------------------|---------------|---------|---------------|----------|------------|---------------------|--------------|---------|--------|
| | Daily. | Three times a week. | Twice a week. | Weekly. | Fort-nightly. | Monthly. | Quarterly. | Three times a year. | Half-yearly. | Yearly. | |
| 31st December 1927 | 4 | 5 | 3 | 73 | 1 | 36 | 2 | 5 | 4 | ... | 133 |
| 1928 | 4 | 5 | 2 | 75 | 1 | 35 | 3 | 5 | 4 | ... | 134 |
| 1929 | 5 | 3 | 2 | 77 | 2 | 38 | 4 | 5 | 4 | ... | 140 |
| 1930 | 4 | 2 | 6 | 75 | 3 | 42 | 2 | 5 | 4 | 1 | 144 |
| 1931 | 4 | 1 | 6 | 70 | 1 | 39 | 3 | 2 | 5 | 2 | 133 |
| 1932 | 4 | 1 | 6 | 74 | 2 | 41 | 3 | 2 | 4 | 3 | 140 |
| 1933 | 4 | 1 | 5 | 74 | 3 | 45 | 3 | 2 | 4 | 3 | 144 |
| 1934 | 4 | 1 | 5 | 80 | 1 | 44 | 4 | 2 | 4 | 6 | 151 |
| 1935 | 4 | 1 | 6 | 83 | 3 | 44 | 4 | 3 | 3 | 6 | 157 |
| 1936 | 4 | 1 | 6 | 79 | ... | 50 | 4 | 2 | 4 | 4 | 154 |

IV.—SOCIETIES, BOARDS, ETC.

No. 10.—Royal Life Saving Society Awards, Receipts, and Payments, years ended 30th June, 1928 and 1933 to 1937.

| Year. | Awards. | | | | | | | Receipts. | Payments. | | |
|---------|-------------|---------------|---------------------|----------------------|------------------------|------------------------|--------------|-----------|-----------|-----------|--------|
| | Elementary. | Intermediate. | Medalions (Bronze). | Bar to Bronze Medal. | Instructors 2nd Class. | Instructors 1st Class. | Merit Award. | | | Diplomas. | Total. |
| 1927-28 | 743 | 683 | 177 | ... | 7 | 10 | 42 | ... | 1,662 | £ 208 | £ 129 |
| 1932-33 | 552 | 500 | 159 | 4 | 51 | 4 | 46 | ... | 1,317 | 152 | 103 |
| 1933-34 | 472 | 449 | 179 | ... | 13 | 13 | 24 | ... | 1,150 | 86 | 86 |
| 1934-35 | 487 | 441 | 87 | 1 | 12 | 10 | 7 | ... | 1,040 | 117 | 118 |
| 1935-36 | 497 | 511 | 155 | ... | 2 | 7 | 10 | ... | 1,303 | 125 | 112 |
| 1936-37 | 621 | 529 | 184 | 4 | 10 | 9 | 15 | ... | 1,374 | 140 | 181 |

No. 11.—Societies, Boards, etc., Years ended 30th June, 1928 and 1933 to 1937.

| Name. | 1927-28. | | | 1932-33. | | | 1933-34. | | | 1934-35. | | | 1935-36. | | | 1936-37. | | |
|---|-----------|-----------|----------|-----------|-----------|----------|-----------|-----------|----------|-----------|-----------|----------|-----------|-----------|----------|-----------|-----------|----------|
| | Receipts. | Payments. | Members. | Receipts. | Payments. | Members. | Receipts. | Payments. | Members. | Receipts. | Payments. | Members. | Receipts. | Payments. | Members. | Receipts. | Payments. | Members. |
| The Royal Society of Western Australia | 380 | 230 | 231 | 204 | 175 | 213 | 295 | 259 | 186 | 224 | 204 | 186 | 211 | 230 | 172 | 241 | 211 | 168 |
| West Australian Society of Arts | 58 | 58 | 67 | 71 | 71 | 72 | 80 | 88 | 86 | 37 | 34 | 71 | 45 | 45 | 95 | 1 | 1 | 75 |
| Zoological Gardens | 6,746 | 7,225 | ... | 8,352 | 7,051 | ... | 10,002 | 9,929 | ... | 11,867 | 10,926 | ... | 12,239 | 12,781 | ... | 10,173 | 9,393 | ... |
| King's Park Board | 6,245 | 4,911 | ... | 2,984 | 3,024 | ... | 3,959 | 3,567 | ... | 6,681 | 6,807 | ... | 4,000 | 3,760 | ... | 4,287 | 4,398 | ... |
| Royal Life Saving Society* | 208 | 129 | ... | 152 | 103 | ... | 108 | 80 | ... | 117 | 118 | ... | 125 | 112 | ... | 140 | 181 | ... |
| The Returned Sailors' and Soldiers' Imperial League of Australia, W.A. Branch | 3,440 | 2,692 | 5,360 | 3,407 | 2,488 | 6,171 | 2,587 | 2,870 | 6,028 | 2,769 | 3,013 | 6,788 | 3,492 | 3,980 | 7,045 | 4,089 | 3,862 | 7,689 |

* For further particulars see Table No. 10.

V.—STATE LABOUR BUREAU.

No. 12.—Vacancies and Engagements during 1930-37 classified according to Occupation and Rate of Wages.

| Occupation. | Men. | | | Occupation. | Women. | | |
|------------------------------------|---|---------------------------|---------------------------|-----------------------------------|--|-----------------|----------------|
| | Rate of Wages. | Vacancies. | Engagements. | | Rate of Wages. | Vacancies. | Engagements. |
| Farm Hands | 45/- to 60/-, inclusive, per week and keep 35/- to 40/-, inclusive, per week and keep 20/- to 30/-, inclusive, per week and keep Various | 50 549 1,459 747 | 48 520 1,245 734 | Generals | 20/- to 40/-, inclusive, per week and keep 15/- and under 20/- per week and keep Under 15/- per week and keep 50/- to 100/-, inclusive, per week and keep | 237 108 1 | 130 46 |
| Lads for Farms | 25/- to 30/-, inclusive, per week and keep 15/- to 20/-, inclusive, per week and keep 10/- to 12/6, inclusive, per week and keep Various | 61 364 47 24 | 49 272 24 21 | Cooks | 20/- and under 30/- per week and keep Union Rates | 23 103 | 15 58 |
| Married Couples for Farms | 50/- to 70/-, inclusive, per week and cottage 30/- to 80/-, inclusive, per week and keep Various | 27 56 8 | 24 40 8 | Cook-Generals | 30/- to 50/-, inclusive, per week and keep 15/- and under 30/- per week and keep Union Rates | 63 253 | 30 71 |
| Clearers | 20/- to 40/-, inclusive, per week and keep Contract | 44 22 | 43 17 | Cook-Laundresses | 35/- to 50/-, inclusive, per week and keep 20/- and under 35/- per week and keep Various | 19 17 157 | 14 9 126 |
| Dairyhands | 20/- to 30/-, inclusive, per week and keep Various | 36 4 | 31 4 | Waitresses | 10/- to 20/-, inclusive, per week and keep Under 10/- per week and keep | 18 12 | 9 3 |
| Market Gardeners and Orchard Hands | 7/- per day 50/- per week 15/- to 40/-, inclusive, per week and keep Various | 85 18 16 71 | 85 18 16 67 | Useful Helps | 10/- to 20/-, inclusive, per week and keep Under 10/- per week and keep | 286 | 111 |
| Tobacco Pickers | Various | 36 | 35 | Companion Helps | 10/- to 25/-, inclusive, per week and keep 10/- to 30/-, inclusive, per week and keep Various | 48 65 | 31 38 |
| Other Agricultural Workers | Various | 16 | 16 | Kitchenmaids | 15/- to 40/-, inclusive, per week and keep Union Rates | 18 14 | 15 12 |
| Total Agricultural Workers | | 3,723 | 3,310 | Pantrymaids | 15/- to 40/-, inclusive, per week and keep 15/- to 40/-, inclusive, per week and keep Various | 98 14 60 | 61 8 33 |
| | | | | Housemaids | 25/- and under 25/- per week and keep 15/- and under 25/- per week and keep 15/- to 40/-, inclusive, per week and keep | 43 18 78 | 22 13 56 |
| Pastoral | Various | 191 | 189 | Housemaid-Laundresses | Under 20/- per week and keep 20/- to 50/-, inclusive, per week and keep Union Rates | 34 38 10 | 10 33 4 |
| Mining | do. | 255 | 255 | Laundresses (Resident workers) | Up to 10/- per day | 669 | 664 |
| Timber | do. | 78 | 64 | Laundress-Charwomen (day workers) | | 67 | 41 |
| Building | do. | 20 | 18 | Other Workers | | | |
| Engineering | do. | 43 | 41 | | | | |
| Hotel Employees— | do. | 17 | 16 | | | | |
| Cooks | do. | 157 | 152 | | | | |
| Yardmen, etc. | do. | 217 | 213 | | | | |
| Labourers | do. | 72 | 69 | | | | |
| Other Workers | do. | | | | | | |
| | Total | 4,773 | 4,327 | | Total | 2,578 | 1,667 |

V.—STATE LABOUR BUREAU.—*continued.*No. 13.—*Applications for Work and Engagements Secured, 1930-31 to 1936-37.*

| Year. | Men. | | | | Women. | | | |
|---------|--------------------|--------------|----------|--------|--------------------|------------------|----------|--------|
| | Applica- tions. | Engagements. | | | Applica- tions. | Engagements (a). | | |
| | | Town. | Country. | Total. | | Town. | Country. | Total. |
| 1930-31 | 28,009 | 243 | 4,684 | 4,927 | 2,664 | 631 | 216 | 847 |
| 1931-32 | 25,288 | 159 | 3,974 | 4,133 | 2,584 | 426 | 354 | 780 |
| 1932-33 | 20,878 | 60 | 4,385 | 4,445 | 1,546 | 467 | 400 | 867 |
| 1933-34 | 15,585 | 96 | 4,919 | 5,015 | 1,754 | 757 | 563 | 1,320 |
| 1934-35 | 9,488 | 43 | 4,746 | 4,789 | 1,746 | 1,055 | 623 | 1,678 |
| 1935-36 | 7,934 | 95 | 4,505 | 4,600 | 1,711 | 1,172 | 557 | 1,729 |
| 1936-37 | 8,092 | 111 | 4,216 | 4,327 | 1,621 | 1,091 | 576 | 1,667 |

(a) Including Day Workers.

No. 14.—*Number and Cost of Fares Advanced by State Government and Amount Refunded during each of the years 1927-28 to 1936-37.*

| Year. | Number of Fares Advanced. | Cost of Fares Advanced. | | Amount Refunded. | | Percentage Refunded. |
|---------|------------------------------|----------------------------|-------|------------------|-------|----------------------|
| | | £ | s. d. | £ | s. d. | |
| 1927-28 | 3,861 | 4,160 | 17 0 | 3,548 | 14 2 | 78 |
| 1928-29 | 2,751 | 3,414 | 13 11 | 2,903 | 16 0 | 85 |
| 1929-30 | 3,909 | 4,059 | 11 1 | 2,533 | 0 0 | 70 |
| 1930-31 | 4,409 | 5,681 | 19 9 | 3,125 | 0 0 | 55 |
| 1931-32 | 4,266 | 5,189 | 17 1 | 3,351 | 0 0 | 66 |
| 1932-33 | 4,591 | 5,291 | 12 7 | 4,122 | 8 9 | 78 |
| 1933-34 | 4,949 | 6,146 | 12 9 | 5,082 | 1 0 | 83 |
| 1934-35 | 5,039 | 6,628 | 14 4 | 5,460 | 17 3 | 82 |
| 1935-36 | 4,902 | 6,005 | 1 5 | 5,573 | 1 10 | 93 |
| 1936-37 | 4,597 (a) | 6,346 | 13 2 | 5,363 | 7 5 | 92 |
| Total | 43,274 | 52,925 | 13 1 | 41,866 | 6 5 | 79 |

(a) In addition 5 Goldfields and Coastal lads were supplied, under the scheme for placing lads on farms, with free fares amounting to £6 3s. 1d.

Government Statistician's Office,
Perth, 2nd April, 1938.S. BENNETT,
Government Statistician.

1938.

—
WESTERN AUSTRALIA.

STATISTICAL VIEW
of
ONE HUNDRED AND EIGHT YEARS'
PROGRESS

in

WESTERN AUSTRALIA
1829 to 1936-37

Compiled from Official Sources

S. BENNETT, F.I.A.,
GOVERNMENT STATISTICIAN.

PERTH :

BY AUTHORITY: FRED. WM. SIMPSON, GOVERNMENT PRINTER.

E 11299/38.

1938.

STATISTICAL VIEW OF THE PROGRESS OF WESTERN AUSTRALIA, 1829 TO 1936-37.

Note.—Prior to the year 1837 no Blue Books were issued, and figures relative to arrivals and departures, shipping, imports and exports have been taken either from the reports of the Harbour Master at Fremantle or from Perth newspapers of the period. From 1838 to 1859, inclusive, migration figures show only the excess of arrivals over departures or *vice versa*.

Population, Migration, and Vital Statistics, and Posts and Telegraphs.

| Year. | Population. (a) | | | Migration. | | Vital Statistics. | | | Posts and Telegraphs. | | |
|-------------------------|-----------------|----------|---------|------------|-------------|-------------------|---------|------------|------------------------------------|-------------------------------------|---------------|
| | Males. | Females. | Total. | Arrivals. | Departures. | Births. | Deaths. | Marriages. | Telegraph and Telephone Lines. (c) | Post, Telegraph, and Telephone. (d) | |
| | | | | | | | | | | Re-ceipts. | Expen-diture. |
| | No. | No. | No. | No. | No. | No. | No. | No. | Miles. | £ | £ |
| 1829 ... | 769 | 234 | 1,003 | 652 | ... | b | b | b | ... | ... | 54 |
| 1830 ... | b | b | b | 1,125 | ... | b | b | b | ... | 26 | 94 |
| 1840 ... | 1,434 | 877 | 2,311 | 123 | ... | 54 | 20 | 25 | ... | 60 | 377 |
| 1850 ... | 3,576 | 2,310 | 5,886 | 203 | ... | 186 | 54 | 37 | ... | 349 | 536 |
| 1860 ... | 9,529 | 5,698 | 15,227 | 461 | 450 | 588 | 209 | 151 | ... | 2,790 | 3,627 |
| 1870 ... | 15,474 | 9,610 | 25,084 | 268 | 303 | 615 | 281 | 153 | ... | 4,226 | 7,105 |
| 1880 ... | 16,559 | 12,460 | 29,019 | 577 | 777 | 933 | 382 | 214 | 1,568 | 13,014 | 29,908 |
| 1890 ... | 26,794 | 19,496 | 46,290 | 3,567 | 1,996 | 1,561 | 540 | 278 | 2,961 | 26,594 | 36,609 |
| 1891 ... | 32,054 | 21,225 | 53,279 | 6,346 | 2,667 | 1,786 | 869 | 413 | 2,961 | 31,336 | 41,243 |
| 1892 ... | 35,632 | 23,026 | 58,658 | 7,440 | 2,978 | 1,848 | 931 | 412 | 3,388 | 35,572 | 49,975 |
| 1893 ... | 40,182 | 24,855 | 65,037 | 8,928 | 3,716 | 2,112 | 945 | 392 | 3,678 | 41,142 | 57,884 |
| 1894 ... | 53,121 | 28,893 | 82,014 | 25,858 | 9,223 | 2,123 | 1,081 | 482 | 4,403 | 61,068 | 77,459 |
| 1895 ... | 66,579 | 34,564 | 101,143 | 29,523 | 11,163 | 2,373 | 1,604 | 633 | 4,577 | 112,654 | 108,578 |
| 1896 ... | 91,586 | 46,210 | 137,796 | 55,215 | 19,324 | 2,782 | 2,020 | 1,077 | 5,430 | 187,609 | 269,102 |
| 1897 ... | 103,880 | 57,814 | 161,694 | 49,387 | 26,867 | 4,021 | 2,643 | 1,659 | 5,845 | 221,572 | 298,900 |
| 1898 ... | 105,440 | 62,370 | 167,810 | 32,709 | 28,845 | 4,968 | 2,716 | 1,674 | 5,886 | 203,722 | 267,108 |
| 1899 ... | 105,708 | 64,943 | 170,651 | 20,278 | 20,287 | 5,174 | 2,324 | 1,671 | 5,941 | 203,962 | 230,700 |
| 1900 ... | 109,923 | 69,785 | 179,708 | 24,921 | 19,078 | 5,454 | 2,240 | 1,781 | 6,053 | 206,475 | 248,877 |
| 1901 ... | 117,885 | 75,716 | 193,601 | 32,762 | 20,780 | 5,718 | 2,519 | 1,821 | 6,173 | 218,818 | 251,289 |
| 1902 ... | 128,370 | 83,603 | 211,973 | 37,860 | 21,001 | 6,232 | 2,823 | 2,024 | 6,112 | 232,591 | 259,499 |
| 1903 ... | 134,140 | 90,608 | 224,748 | 30,943 | 20,216 | 6,699 | 2,788 | 2,064 | 6,079 | 231,323 | 277,021 |
| 1904 ... | 141,694 | 97,714 | 239,408 | 31,517 | 19,563 | 7,176 | 2,817 | 2,088 | 6,199 | 235,664 | 305,225 |
| 1905 ... | 146,498 | 103,640 | 250,138 | 28,791 | 22,934 | 7,582 | 2,709 | 2,123 | 6,389 | 263,666 | 302,150 |
| 1906 ... | 148,061 | 107,112 | 255,173 | 25,396 | 25,077 | 7,800 | 3,084 | 2,261 | 6,451 | 259,735 | 295,300 |
| 1907 ... | 146,264 | 108,276 | 254,540 | 22,326 | 27,740 | 7,712 | 2,931 | 2,114 | 6,686 | 260,650 | 319,141 |
| 1908 ... | 148,447 | 111,224 | 259,671 | 24,594 | 24,339 | 7,755 | 2,879 | 2,012 | 6,868 | 272,179 | 346,198 |
| 1909 ... | 151,325 | 114,350 | 265,675 | 24,443 | 23,537 | 7,602 | 2,704 | 1,997 | 6,719 | 276,668 | 336,001 |
| 1910 ... | 157,971 | 118,861 | 276,832 | 31,603 | 25,091 | 7,585 | 2,740 | 2,107 | 7,480 | 306,312 | 392,469 |
| 1911 ... | 167,993 | 125,930 | 293,923 | 41,359 | 29,436 | 8,091 | 2,923 | 2,421 | 7,580 | 314,357 | 452,140 |
| 1912 ... | 173,897 | 131,724 | 305,621 | 38,326 | 31,982 | 8,689 | 3,335 | 2,524 | 7,758 | 320,935 | 493,925 |
| 1913 ... | 180,534 | 139,401 | 319,935 | 37,637 | 29,607 | 9,218 | 2,934 | 2,572 | 8,513 | 336,422 | 632,601 |
| 1914 ... | 178,978 | 143,111 | 322,089 | 27,270 | 31,277 | 9,204 | 3,043 | 2,660 | 8,804 | 343,879 | 571,090 |
| 1915 ... | 170,890 | 145,773 | 316,663 | 20,734 | 32,187 | 9,017 | 2,992 | 2,580 | (b) | 346,102 | 543,900 |
| 1916 ... | 159,237 | 147,643 | 306,880 | 19,322 | 34,583 | 8,563 | 3,085 | 2,365 | 8,791 | 367,178 | 526,084 |
| 1917 ... | 157,532 | 149,306 | 306,838 | 17,822 | 22,977 | 7,882 | 2,769 | 1,621 | 8,342 | 380,271 | 486,698 |
| 1918 ... | 159,865 | 150,318 | 310,183 | 24,262 | 25,190 | 7,106 | 2,833 | 1,612 | 8,313 | 389,022 | 444,864 |
| 1919 ... | 174,981 | 152,879 | 327,860 | 32,561 | 18,231 | 6,937 | 3,590 | 2,194 | 8,328 | 451,636 | 462,848 |
| 1920 ... | 176,895 | 154,428 | 331,323 | 29,930 | 31,228 | 8,149 | 3,388 | 2,931 | 8,270 | 442,975 | 533,533 |
| 1921 ... | 178,968 | 157,580 | 336,548 | 29,333 | 28,435 | 7,807 | 3,480 | 2,656 | 8,318 | 541,382 | 618,130 |
| 1922 ... | 184,471 | 161,073 | 345,544 | 31,141 | 27,109 | 8,131 | 3,167 | 2,446 | 8,413 | 592,112 | 736,691 |
| 1923 ... | 191,131 | 165,728 | 356,859 | 33,335 | 27,444 | 7,854 | 2,930 | 2,376 | 8,706 | 607,630 | 802,377 |
| 1924 ... | 197,676 | 170,648 | 368,324 | 35,195 | 28,768 | 8,301 | 3,263 | 2,596 | 10,098 | 608,306 | 1,305,560 |
| 1925 ... | 202,554 | 174,973 | 377,527 | 32,920 | 28,587 | 8,185 | 3,315 | 2,744 | 11,081 | 634,985 | 971,375 |
| 1926 ... | 206,797 | 178,436 | 385,233 | 30,732 | 27,977 | 8,301 | 3,350 | 2,846 | 11,402 | 679,879 | 1,026,949 |
| 1927 ... | 215,851 | 184,046 | 399,897 | 35,275 | 25,700 | 8,482 | 3,393 | 3,107 | 11,858 | 740,218 | 937,450 |
| 1928 ... | 225,072 | 189,549 | 414,621 | 36,039 | 26,379 | 8,704 | 3,640 | 3,309 | 11,526 | 799,031 | 963,141 |
| 1929 ... | 231,361 | 195,276 | 426,637 | 32,847 | 25,952 | 9,051 | 3,930 | 3,367 | 11,691 | 845,638 | 915,498 |
| 1930 ... | 232,868 | 198,742 | 431,610 | 22,457 | 22,910 | 9,200 | 3,774 | 3,205 | 11,804 | 908,998 | 920,429 |
| 1931 ... | 232,397 | 201,289 | 433,686 | 14,192 | 10,984 | 8,549 | 3,681 | 2,741 | 11,812 | 835,996 | 912,022 |
| 1932 ... | 233,049 | 203,271 | 436,320 | 15,446 | 17,062 | 7,965 | 3,715 | 2,904 | 11,699 | 788,063 | 619,427 |
| 1933 ... | 234,442 | 205,822 | 440,264 | 17,261 | 17,401 | 7,874 | 3,790 | 3,374 | 11,723 | 819,668 | 632,767 |
| 1934 ... | 235,239 | 207,371 | 442,610 | 17,609 | 18,988 | 7,801 | 4,076 | 3,682 | 11,785 | 848,021 | 668,246 |
| 1935 ... | 237,229 | 210,516 | 447,745 | 19,733 | 18,599 | 8,119 | 4,118 | 3,940 | 11,704 | 922,263 | 733,576 |
| 1936 ... | 238,704 | 212,853 | 451,557 | 20,690 | 21,027 | 8,479 | 4,230 | 4,242 | 11,924 | 974,601 | 826,539 |
| 1937 ... | 241,297 | 215,814 | 457,111 | 22,571 | 21,561 | 8,609 | 4,065 | 4,169 | 14,486 | 1,038,894 | (e) |
| Total for all years ... | ... | ... | ... | 1,342,745 | 1,092,606 | 363,018 | 153,044 | 115,572 | ... | 2,106,4418 | 23,976,299 |

(a) On 31st December. (b) No records available. (c) As at end of year. From 1916 year ended 30th June. (d) From 1920 year ended 30th June. (e) Not yet available.

Public Revenue, Expenditure, and Debt.

| Year (a). | Consolidated Revenue. | | Expenditure from Consolidated Revenue. | Expenditure from Loan Funds on— | | | | Public Debt. | |
|-------------------------|---------------------------------|---|--|--|--------------------------------------|----------------------------|-------------------------------|-------------------------------|-------------------------|
| | From Customs and Excise Duties. | Total, including Customs and Excise Duties. (d) | | Railways, Tramways and Electric Power Station. | Harbours, Rivers, Light-houses, etc. | Water Supply and Sewerage. | Total Expenditure from Loans. | Gross Amount outstanding. (h) | Amount of Sinking Fund. |
| | £ | £ | £ | £ | £ | £ | £ | £ | £ |
| 1829 ... | ... | 4,273 | 3,769 | ... | ... | ... | ... | ... | ... |
| 1830 ... | ... | 17,485 | 17,485 | ... | ... | ... | ... | ... | ... |
| 1840 ... | 4,251 | 16,827 | 15,098 | ... | ... | ... | ... | ... | ... |
| 1850 ... | 7,802 | 19,138 | 16,657 | ... | ... | ... | ... | ... | ... |
| 1860 ... | 33,019 | 69,863 | 61,745 | ... | ... | ... | ... | 1,750 | ... |
| 1870 ... | 42,721 | 98,132 | 113,046 | ... | ... | ... | ... | (c) | ... |
| 1880 ... | 95,511 | 180,049 | 204,337 | (e) 274,320 | (f) 19,016 | ... | (f) 400,856 | 361,000 | (b) |
| 1890 ... | 182,546 | 414,314 | 401,737 | 1,497 | 3,011 | 760 | 15,906 | 1,367,445 | 85,107 |
| 1891 ... | 237,686 | 497,670 | 435,623 | 43,639 | 6,258 | 972 | 77,994 | 1,613,594 | 89,324 |
| 1892 ... | 276,544 | 543,888 | 550,616 | 258,017 | 55,847 | 136 | 369,230 | 2,261,864 | 114,295 |
| 1893 ... | 265,182 | 575,822 | 629,372 | (i) 207,069 | (e) 41,206 | (i) 61 | (i) 270,640 | 2,280,013 | 114,194 |
| 1894 ... | 331,298 | 681,246 | 656,357 | 505,427 | 70,474 | 17 | 659,190 | 3,417,339 | 138,581 |
| 1895 ... | 513,508 | 1,125,941 | 936,729 | 362,522 | 138,581 | 49 | 606,502 | 3,992,681 | 154,785 |
| 1896 ... | 780,901 | 1,858,695 | 1,823,363 | 409,121 | 194,937 | ... | 650,708 | 4,736,573 | 175,033 |
| 1897 ... | 1,087,257 | 2,842,751 | 2,839,453 | 1,926,795 | 218,172 | 16,994 | 2,609,668 | 7,310,815 | 205,637 |
| 1898 ... | 1,017,724 | 2,754,747 | 3,256,912 | 1,385,794 | 1,208,392 | 75,757 | 1,896,145 | 9,118,224 | 255,784 |
| 1899 ... | 867,520 | 2,478,811 | 2,539,358 | 546,128 | 207,141 | 147,209 | 1,032,690 | 10,372,825 | 310,373 |
| 1900 ... | 933,717 | 2,875,396 | 2,615,675 | 151,111 | 197,488 | 474,615 | 878,329 | 11,674,640 | 377,161 |
| 1901 ... | 992,216 | 3,080,580 | 3,164,147 | 332,729 | 214,830 | 872,800 | 1,495,292 | 12,709,430 | 431,478 |
| 1902 ... | 1,335,614 | 3,690,585 | 3,491,016 | 578,985 | 182,902 | 731,989 | 1,545,823 | 14,942,310 | 480,737 |
| 1903 ... | 1,396,002 | 3,996,470 | 3,886,802 | 1,059,418 | 138,422 | 413,435 | 1,665,901 | 15,627,298 | 655,069 |
| 1904 ... | 1,262,010 | 3,978,468 | 4,127,973 | 443,339 | 84,145 | 130,442 | 710,629 | 16,090,288 | 684,752 |
| 1905 ... | 1,172,063 | 4,019,066 | 4,145,625 | 348,327 | 96,296 | 469 | 654,353 | 16,642,773 | 1,073,844 |
| 1906 ... | 1,030,813 | 3,973,050 | 4,047,461 | 219,937 | 28,455 | 18,681 | 372,442 | 18,058,553 | 1,320,603 |
| 1907 ... | 952,617 | 3,837,604 | 3,931,715 | 329,527 | 96,050 | 91,708 | 900,964 | 19,222,698 | 1,600,044 |
| 1908 ... | 998,930 | 3,893,863 | 3,898,003 | 305,817 | 73,464 | 127,886 | 733,745 | 20,493,618 | 1,904,433 |
| 1909 ... | 887,040 | 3,816,271 | 3,906,679 | 547,639 | 81,185 | 114,450 | 1,012,208 | 21,951,753 | 2,233,385 |
| 1910 ... | 985,409 | 4,274,424 | 4,060,610 | 454,121 | 86,792 | 99,268 | 1,028,995 | 23,287,453 | 2,569,707 |
| 1911 ... | 912,085 | 3,850,440 | 3,734,448 | (g) 908,968 | (g) 33,275 | (g) 153,592 | g) 1,556,912 | 23,703,953 | 2,544,812 |
| 1912 ... | 1,048,630 | 3,966,673 | 4,101,082 | 1,320,309 | 185,764 | 124,989 | 2,309,552 | 26,283,523 | 2,918,734 |
| 1913 ... | 992,254 | 4,596,659 | 4,787,063 | 1,993,901 | 150,499 | 395,115 | 3,409,213 | 30,276,436 | 3,309,345 |
| 1914 ... | 471,581 | 5,205,343 | 5,340,754 | 1,166,584 | 89,870 | 332,110 | 2,913,010 | 34,420,181 | 3,692,103 |
| 1915 ... | 876,760 | 5,140,725 | 5,706,542 | 693,118 | 165,360 | 248,142 | 2,521,608 | 37,022,622 | 4,068,888 |
| 1916 ... | 889,094 | 5,356,678 | 5,705,201 | 447,553 | 109,228 | 165,543 | 1,584,642 | 39,139,676 | 4,528,432 |
| 1917 ... | 799,749 | 4,577,007 | 5,278,764 | 337,472 | 121,858 | 76,485 | 855,183 | 40,914,826 | 5,935,961 |
| 1918 ... | 561,290 | 4,622,536 | 5,328,279 | 207,973 | 84,933 | 68,248 | 1,054,178 | 42,304,001 | 5,570,853 |
| 1919 ... | 667,335 | 4,944,850 | 5,596,865 | 187,345 | 69,948 | 46,637 | 1,049,736 | 43,637,076 | 6,139,008 |
| 1920 ... | 1,044,257 | 5,363,501 | 6,531,725 | 121,149 | 102,177 | 47,080 | 2,663,320 | 46,822,003 | 6,827,878 |
| 1921 ... | 1,575,122 | 6,789,565 | 7,476,291 | 198,926 | 118,333 | 213,608 | 2,586,404 | 49,039,667 | 7,641,564 |
| 1922 ... | 1,334,239 | 6,907,107 | 7,639,242 | 603,476 | 91,641 | 217,579 | 2,454,925 | 54,959,778 | 8,370,160 |
| 1923 ... | 1,530,509 | 7,207,492 | 7,612,856 | 679,375 | 120,140 | 200,856 | 3,389,299 | 58,485,854 | 8,781,051 |
| 1924 ... | 1,759,344 | 7,865,594 | 8,094,753 | 651,519 | 139,014 | 436,665 | 3,936,833 | 62,765,782 | 9,373,571 |
| 1925 ... | 1,920,545 | 8,381,446 | 8,439,844 | 621,335 | 181,012 | 650,295 | 4,099,021 | 64,493,261 | 9,985,031 |
| 1926 ... | 1,997,946 | 8,803,166 | 8,907,309 | 769,774 | 210,303 | 678,461 | 4,078,686 | 70,010,921 | 10,654,493 |
| 1927 ... | 2,316,967 | 9,750,833 | 9,722,588 | 779,421 | 191,187 | 441,845 | 3,930,201 | 70,606,175 | 8,756,936 |
| 1928 ... | 2,418,595 | 9,807,949 | 9,834,415 | 951,134 | 284,860 | 566,021 | 4,198,362 | 76,427,764 | 8,899,080 |
| 1929 ... | 2,582,775 | 9,947,951 | 10,223,919 | 912,481 | 283,847 | 545,839 | 3,940,752 | 69,355,449 | 991,276 |
| 1930 ... | 2,655,417 | 9,750,515 | 10,268,518 | 909,370 | 284,360 | 305,056 | 3,645,725 | 71,194,325 | 1,040,463 |
| 1931 ... | 1,670,692 | 8,686,756 | 10,107,295 | 439,015 | 128,599 | 209,964 | 1,505,846 | 76,564,885 | 1,310,369 |
| 1932 ... | 1,669,925 | 8,035,316 | 9,593,212 | 131,448 | 77,490 | 575,903 | 1,312,242 | 79,707,953 | 1,308,906 |
| 1933 ... | 2,036,585 | 8,332,153 | 9,196,234 | 187,014 | 242,279 | 677,622 | 2,060,530 | 83,514,698 | 1,346,449 |
| 1934 ... | 2,065,586 | 8,481,697 | 9,270,609 | 329,440 | 246,068 | 803,201 | 2,648,501 | 85,847,802 | 371,412 |
| 1935 ... | 2,216,900 | 9,331,430 | 9,498,525 | 498,344 | 304,941 | 1,077,273 | 2,538,213 | 88,590,176 | 523,815 |
| 1936 ... | 2,500,571 | 10,033,721 | 9,945,343 | 472,779 | 300,955 | 1,243,406 | 2,451,707 | 90,344,055 | 569,134 |
| 1937 ... | 2,666,252 | 10,185,433 | 10,556,638 | 245,422 | 175,901 | 1,151,369 | 2,032,224 | 92,332,855 | 645,906 |
| Total for all years ... | 62,568,581 | 257,797,791 | 269,959,703 | 27,868,852 | 7,143,540 | 14,972,908 | 91,880,560 | ... | ... |

(a) Calendar years to 1892; thence years ended 30th June save in respect to Customs and Excise duties, which are again shown for the calendar years 1911, 1912, 1913 and for the six months ended 30th June, 1914; Sinking Fund is at 31st March from 1893 to 1928. (b) Not available. (c) No public debt. (d) Exclusive since 1911 of Customs and Excise duties which from that year form part of the revenue of the Commonwealth. (e) Total amount for the years 1877 to 1881. (f) Total amount for the years 1872 to 1881. (g) Including re-adjustments for previous years. (h) Reduction of Public Debt in 1929 is due to cancellation of Western Australian Stocks held by Sinking Fund Trustees, in accordance with Financial Agreement Act. (i) Half-year ended 30th June. † Figures for 1927-28 onwards are revised in this issue.

4 STATISTICAL VIEW OF THE PROGRESS OF WESTERN AUSTRALIA, 1829 TO 1936-37.

Revenue from, and Expenditure on Land, Agriculture, Mining, and Timber.

| Year. | Revenue from— | | | | Expenditure on— | | | | |
|-------------------------|---------------|-----------|-----------|-----------|------------------|--|------------------------|-----------|---------------------|
| | Land. | Land Tax. | Mining. | Timber. | Land and Survey. | Agricultural Bank and Industries Assistance. | Agriculture Generally. | Mining. | Woods and Forests † |
| | £ | £ | £ | £ | £ | £ | £ | £ | £ |
| 1834 ... | 15 | ... | ... | ... | 173 | ... | ... | ... | ... |
| 1835-9 ... | 2,008 | ... | ... | ... | 4,300 | ... | ... | ... | ... |
| 1840 ... | 2,639 | ... | ... | ... | 769 | ... | ... | ... | ... |
| 1841-9 ... | 8,568 | ... | ... | b 284 | a 20,194 | ... | ... | ... | ... |
| 1850 ... | 1,994 | ... | ... | 82 | 2,105 | ... | ... | ... | ... |
| 1851-9 ... | 57,740 | ... | ... | 1,250 | 20,385 | ... | ... | ... | ... |
| 1860 ... | 16,712 | ... | ... | 631 | 2,194 | ... | ... | ... | ... |
| 1861-9 ... | 162,523 | ... | c 215 | 3,642 | 40,960 | ... | ... | ... | ... |
| 1870 ... | 19,428 | ... | 26 | 649 | 5,803 | ... | ... | ... | ... |
| 1871-9 ... | 236,750 | ... | 2,264 | 6,417 | 57,662 | ... | ... | ... | ... |
| 1880 ... | 34,693 | ... | 207 | 852 | 7,670 | ... | ... | ... | ... |
| 1881-9 ... | 717,797 | ... | 13,911 | 11,469 | 131,854 | ... | ... | d 7,003 | ... |
| 1880 ... | 103,244 | ... | 4,029 | 1,140 | 15,702 | ... | ... | 3,522 | ... |
| 1891 ... | 98,181 | ... | 3,814 | 1,265 | 15,152 | ... | ... | 4,689 | ... |
| 1892 ... | 71,869 | ... | 6,085 | 1,405 | 19,300 | ... | ... | 5,189 | ... |
| 1893* ... | 60,956 | ... | 3,918 | 852 | 13,713 | ... | ... | 2,598 | ... |
| 1893-4 ... | 77,040 | ... | 21,520 | 1,018 | 24,691 | ... | ... | 7,439 | ... |
| 1894-5 ... | 88,730 | ... | 51,050 | 1,111 | 28,248 | 572 | 2,289 | 17,156 | 371 |
| 1895-6 ... | 147,436 | ... | 135,168 | 4,137 | 33,441 | 1,008 | 3,630 | 31,842 | 1,351 |
| 1896-7 ... | 175,990 | ... | 212,407 | 9,136 | 52,227 | 1,101 | 7,000 | 112,464 | 2,739 |
| 1897-8 ... | 145,944 | ... | 87,401 | 23,028 | 75,262 | 1,279 | 7,000 | 95,737 | 3,956 |
| 1898-9 ... | 116,744 | ... | 73,522 | 25,976 | 64,252 | 1,255 | 6,470 | 63,058 | 2,744 |
| 1899-0 ... | 118,462 | ... | 106,589 | 11,064 | 45,307 | 1,239 | 6,304 | 63,089 | 2,571 |
| 1900-1 ... | 138,654 | ... | 94,632 | 18,006 | 56,316 | 1,450 | 11,093 | 66,437 | 2,724 |
| 1901-2 ... | 128,746 | ... | 113,644 | 16,992 | 58,968 | 1,647 | 12,104 | 62,231 | 3,363 |
| 1902-3 ... | 130,123 | ... | 47,532 | 21,444 | 69,441 | 2,207 | 45,442 | 64,432 | 4,153 |
| 1903-4 ... | 147,723 | ... | 44,026 | 20,152 | 114,084 | 1,959 | 49,087 | 156,647 | 3,983 |
| 1904-5 ... | 160,042 | ... | 36,112 | 18,588 | 131,259 | 2,520 | 39,596 | 168,699 | 4,864 |
| 1905-6 ... | 170,384 | ... | 34,674 | 21,122 | 112,793 | 2,541 | 49,310 | 75,344 | 5,785 |
| 1906-7 ... | 197,798 | ... | 34,067 | 21,482 | 102,775 | 3,928 | 42,646 | 69,867 | 6,271 |
| 1907-8 ... | 211,146 | 11,140 | 31,434 | 23,499 | 102,147 | 7,086 | 46,077 | 71,572 | 8,802 |
| 1908-9 ... | 230,132 | 33,120 | 32,024 | 26,516 | 112,759 | 9,408 | 50,306 | 64,655 | 9,031 |
| 1909-10 ... | 264,646 | 34,344 | 32,227 | 27,705 | 72,297 | 11,061 | 47,481 | 60,598 | 8,531 |
| 1910-11 ... | 328,267 | 37,871 | 38,189 | 34,668 | 80,382 | 11,706 | 54,028 | 68,161 | 8,861 |
| 1911-12 ... | 315,707 | 45,167 | 29,294 | 40,983 | 90,792 | 13,049 | 63,205 | 70,553 | 10,489 |
| 1912-13 ... | 318,174 | 46,519 | 26,420 | 43,439 | 83,150 | 15,639 | 87,122 | 68,190 | 11,463 |
| 1913-14 ... | 333,133 | 46,201 | 26,000 | 44,929 | 71,904 | 15,476 | 59,892 | 66,333 | 12,093 |
| 1914-15 ... | 329,872 | 36,433 | 23,669 | 43,003 | 62,093 | 11,372 | 48,863 | 59,940 | 10,458 |
| 1915-16 ... | 322,671 | 47,716 | 23,408 | 35,366 | 45,565 | 14,308 | 46,275 | 62,694 | 8,565 |
| 1916-17 ... | 282,223 | 42,431 | 20,546 | 27,379 | 46,286 | 16,068 | 57,600 | 64,698 | 10,087 |
| 1917-18 ... | 257,368 | 63,388 | 19,291 | 39,248 | 46,326 | 307 | 54,438 | 60,030 | 11,220 |
| 1918-19 ... | 300,604 | 34,182 | 17,643 | 26,818 | 44,703 | 2,782 | 62,455 | 57,302 | 10,873 |
| 1919-20 ... | 330,740 | 46,415 | 24,050 | 54,010 | 59,316 | 287 | 68,410 | 63,958 | 36,119 |
| 1920-21 ... | 342,362 | 57,791 | 24,108 | 70,796 | 90,182 | 1,638 | 65,863 | 73,551 | 50,128 |
| 1921-22 ... | 338,729 | 42,549 | 22,929 | 73,530 | 108,192 | 507 | 58,974 | 65,684 | 58,142 |
| 1922-23 ... | 311,360 | 79,983 | 19,880 | 72,095 | 101,056 | ... | 56,398 | 66,447 | 56,846 |
| 1923-24 ... | 330,234 | 71,449 | 17,376 | 115,047 | 100,897 | ... | 59,656 | 63,002 | 81,050 |
| 1924-25 ... | 334,109 | 113,866 | 16,323 | 151,787 | 82,963 | ... | 63,225 | 61,481 | 85,410 |
| 1925-26 ... | 336,791 | 145,830 | 16,305 | 188,641 | 72,689 | ... | 70,487 | 68,492 | 112,978 |
| 1926-27 ... | 350,531 | 147,415 | 16,689 | 183,692 | 72,191 | ... | 77,963 | 86,160 | 110,173 |
| 1927-28 ... | 395,283 | 162,906 | 18,812 | 197,026 | 69,141 | ... | 85,881 | 102,066 | 113,061 |
| 1928-29 ... | 343,225 | 196,301 | 17,724 | 153,533 | 71,843 | ... | 93,851 | 102,148 | 95,489 |
| 1929-30 ... | 299,661 | 219,066 | 16,380 | 158,822 | 72,823 | ... | 98,645 | 105,116 | 109,321 |
| 1930-31 ... | 235,441 | 168,579 | 17,557 | 85,762 | 64,306 | ... | 77,547 | 105,141 | 37,582 |
| 1931-32 ... | 223,497 | 132,368 | 16,906 | 52,220 | 52,045 | ... | 64,918 | 102,252 | 32,794 |
| 1932-33 ... | 197,412 | 130,963 | 20,304 | 61,435 | 48,001 | ... | 65,061 | 87,424 | 31,651 |
| 1933-34 ... | 201,856 | 118,973 | 27,768 | 83,194 | 46,616 | ... | 66,640 | 109,985 | 42,165 |
| 1934-35 ... | 250,898 | 121,895 | 45,049 | 110,504 | 48,723 | ... | 75,535 | 120,665 | 53,794 |
| 1935-36 ... | 206,831 | 117,682 | 42,242 | 134,318 | 51,094 | ... | 87,254 | 145,720 | 65,323 |
| 1936-37 ... | 189,111 | 117,249 | 41,838 | 155,469 | 51,743 | ... | 100,419 | 144,092 | 73,227 |
| Total for all years ... | 12,250,737 | 2,669,792 | 1,860,203 | 2,758,628 | 4,449,725 | 153,399 | 2,302,440 | 3,525,548 | 1,410,580 |

a. Partly estimated. b. 1848-9. c. 1865-9. d. 1887-9. * For half year ended 30th June, 1893. † Includes Expenditure under Special Acts.

Manufacturing, Lands, Agriculture, and Live Stock.

| Year. | Industrial Establishments. | Lands. | | (c) Agriculture. | | | Live Stock. | | | |
|-------|--------------------------------|-------------------------------------|---|------------------|-----------------|----------------------------|-------------|---------|------------|---------|
| | Value of output. * (g) | (j) Land alienated during the year. | (a) Lands in process of alienation, or held on Leases and Licenses on 31st Dec. (k) | Wheat for Grain. | | Total Area under all Crop. | Horses. | Cattle. | Sheep. | Pigs. |
| | | acres. | acres. | Area. | Production. (b) | | | | | |
| 1829 | £ | 525,009 | ... | acres. | bushels. | acres. | No. | No. | No. | No. |
| 1830 | ... | 633,345 | ... | d | d | d | 57 | 204 | 1,469 | 106 |
| 1840 | ... | 56,068 | ... | 1,670 | 33,400 | 2,921 | 101 | 583 | 7,981 | 66 |
| 1850 | ... | 2,504 | ... | 4,416 | † | 7,419 | 506 | 2,318 | 30,961 | 1,533 |
| 1860 | ... | 18,193 | 5,563,023 | 13,584 | 208,322 | 24,705 | 2,635 | 13,074 | 123,111 | 3,190 |
| 1870 | ... | 10,940 | 12,239,111 | 26,640 | 316,769 | 54,527 | 9,555 | 32,476 | 260,136 | 10,991 |
| 1880 | ... | 13,810 | 44,919,631 | 27,686 | 257,174 | 63,902 | 22,174 | 45,213 | 608,892 | 12,927 |
| 1890 | ... | 1,838,768 | 104,921,357 | 33,820 | 467,389 | 69,678 | 34,568 | 63,719 | 1,231,717 | 24,232 |
| 1891 | ... | 24,474 | 107,472,756 | 26,866 | 265,852 | 64,210 | 44,384 | 133,690 | 1,962,212 | 25,930 |
| 1892 | ... | 326,062 | 100,475,799 | 35,061 | 406,530 | 79,605 | 40,812 | 162,886 | 1,685,500 | 24,417 |
| 1893 | ... | 363,422 | 94,603,535 | 42,673 | 520,198 | 83,714 | 57 | 173,747 | 2,220,642 | 26,233 |
| 1894 | ... | 55,004 | 90,216,400 | 21,433 | 170,351 | 81,326 | 50,001 | 187,214 | 2,132,311 | 28,396 |
| 1895 | ... | 228,010 | 88,090,252 | 23,241 | 188,077 | 97,821 | 58,506 | 200,091 | 2,295,832 | 27,015 |
| 1896 | ... | 46,622 | 85,385,046 | 31,488 | 243,928 | 111,738 | 57,227 | 199,793 | 2,248,976 | 31,154 |
| 1897 | ... | 31,450 | 90,802,838 | 38,705 | 408,595 | 133,183 | 62,222 | 244,971 | 2,210,742 | 31,809 |
| 1898 | ... | 13,894 | 94,011,975 | 75,032 | 870,909 | 171,777 | 63,604 | 269,947 | 2,251,548 | 39,433 |
| 1899 | ... | 31,054 | 93,316,857 | 84,462 | 966,601 | 186,367 | 65,920 | 297,075 | 2,282,306 | 55,953 |
| 1900 | ... | 48,961 | 90,448,309 | 74,308 | 774,653 | 201,338 | 68,253 | 338,590 | 2,434,311 | 61,740 |
| 1901 | ... | 6,393 | 103,572,193 | 94,709 | 956,886 | 217,441 | 73,710 | 398,547 | 2,625,855 | 61,052 |
| 1902 | ... | 48,846 | 118,476,434 | 92,398 | 985,559 | 229,992 | 80,158 | 437,136 | 2,704,880 | 52,883 |
| 1903 | ... | 128,415 | 142,580,489 | 137,946 | 1,876,252 | 283,752 | 82,747 | 497,617 | 2,600,633 | 50,209 |
| 1904 | ... | 78,650 | 147,678,342 | 182,080 | 2,013,237 | 327,391 | 90,225 | 561,490 | 2,853,424 | 70,299 |
| 1905 | ... | 41,186 | 165,433,652 | 195,071 | 2,308,305 | 364,704 | 97,397 | 631,325 | 3,120,703 | 74,567 |
| 1906 | ... | 36,225 | 161,356,399 | 250,283 | 2,758,567 | 460,825 | 104,922 | 690,011 | 3,340,745 | 56,203 |
| 1907 | ... | 257,225 | 171,234,417 | 279,609 | 2,925,690 | 493,837 | 113,330 | 717,377 | 3,684,974 | 53,399 |
| 1908 | 4,478,990 | 241,236 | 174,700,802 | 285,011 | 2,460,823 | 585,339 | 116,795 | 741,788 | 4,097,324 | 46,652 |
| 1909 | 4,405,216 | 100,386 | 178,703,526 | 448,918 | 5,602,368 | 722,086 | 126,815 | 793,217 | 4,731,737 | 47,062 |
| 1910 | 5,079,247 | 127,443 | 181,726,250 | 581,862 | 5,897,540 | 855,024 | 134,114 | 825,040 | 5,158,516 | 57,628 |
| 1911 | 5,931,717 | e2,791,634 | 186,145,641 | 612,104 | 4,358,904 | 1,072,653 | 140,277 | 843,638 | 5,411,542 | 55,635 |
| 1912 | 6,825,969 | 166,123 | 197,940,541 | 793,096 | 9,168,594 | 1,199,991 | 147,629 | 806,294 | 4,596,958 | 47,351 |
| 1913 | 7,298,536 | 229,874 | 200,705,312 | 1,097,193 | 13,331,350 | 1,537,923 | 156,636 | 834,265 | 4,421,375 | 47,966 |
| 1914 | 7,222,312 | 188,492 | 202,444,774 | 1,376,012 | 2,624,190 | 1,867,547 | 161,625 | 863,833 | 4,456,186 | 59,816 |
| 1915 | 7,062,671 | 169,426 | 206,333,482 | 1,734,117 | 18,236,355 | 2,189,456 | 163,006 | 821,948 | 4,803,850 | 58,231 |
| 1916 | 7,346,462 | 133,109 | 215,241,603 | 1,566,608 | 16,103,216 | 2,004,944 | 169,730 | 863,930 | 5,529,900 | 90,756 |
| 1917 | 7,661,764 | 158,510 | 211,444,870 | 1,249,762 | 9,303,787 | 1,679,772 | 178,151 | 927,086 | 6,384,191 | 11,844 |
| 1918 | 8,399,262 | 157,949 | 234,943,598 | 1,146,103 | 8,845,387 | 1,605,088 | 180,094 | 943,847 | 7,183,747 | 85,863 |
| 1919 | 10,286,732 | 165,898 | 267,245,229 | 1,041,827 | 11,222,590 | 1,628,163 | 174,919 | 880,644 | 6,697,951 | 58,155 |
| 1920 | 13,141,827 | 270,375 | 276,957,604 | 1,275,675 | 12,248,080 | 1,804,936 | 178,664 | 849,803 | 6,532,965 | 60,581 |
| 1921 | 12,844,308 | 461,276 | 278,624,583 | 1,336,228 | 13,904,721 | 1,901,680 | 180,334 | 893,108 | 6,506,177 | 63,001 |
| 1922 | 12,870,471 | 364,848 | 266,937,805 | 1,552,868 | 13,857,432 | 2,274,998 | 181,159 | 939,596 | 6,664,135 | 67,561 |
| 1923 | 13,704,309 | 309,636 | 228,586,489 | 1,656,915 | 18,920,271 | 2,323,070 | 181,944 | 953,764 | 6,595,867 | 61,478 |
| 1924 | 15,726,473 | f339,443 | 250,914,889 | 1,867,614 | 23,887,397 | 2,710,856 | 175,116 | 891,564 | 6,396,564 | 66,375 |
| 1925 | a21,449,799 | 704,786 | 249,151,665 | 2,112,032 | 20,471,177 | 2,932,210 | 170,563 | 835,911 | 6,861,795 | 74,316 |
| 1926 | 15,671,660 | 595,005 | 253,806,977 | 2,571,187 | 31,068,600 | 3,324,523 | 166,463 | 827,303 | 7,458,766 | 69,798 |
| 1927 | 16,998,184 | 594,732 | 257,952,927 | 2,998,523 | 36,370,219 | 3,720,100 | 165,021 | 846,735 | 8,447,480 | 59,810 |
| 1928 | 17,454,430 | 805,286 | 265,528,571 | 3,343,580 | 33,790,040 | 4,259,269 | 160,876 | 837,527 | 8,943,002 | 49,243 |
| 1929 | 16,891,482 | 867,441 | 266,923,032 | 3,568,225 | 39,081,183 | 4,566,001 | 159,528 | 836,646 | 9,556,823 | 64,522 |
| 1930 | 12,358,353 | 478,936 | 237,851,980 | 3,955,763 | 53,504,149 | 4,792,017 | 156,973 | 812,844 | 9,882,761 | 100,664 |
| 1931 | 11,187,571 | 500,723 | 226,546,668 | 3,158,888 | 41,521,245 | 3,961,459 | 156,489 | 826,532 | 10,093,104 | 120,521 |
| 1932 | 12,327,548 | 478,506 | 217,908,938 | 3,389,352 | 41,791,866 | 4,261,047 | 157,443 | 857,473 | 10,417,031 | 117,529 |
| 1933 | 12,877,288 | 362,424 | 219,351,843 | 3,183,216 | 37,305,100 | 4,215,360 | 159,646 | 885,669 | 10,322,350 | 91,213 |
| 1934 | 14,641,680 | 440,587 | 220,953,021 | 2,764,373 | 26,985,000 | 3,388,618 | 161,636 | 911,940 | 11,197,156 | 97,997 |
| 1935 | 17,518,851 | 348,699 | 220,047,755 | 2,540,696 | 23,315,417 | 3,724,307 | 160,181 | 882,761 | 11,082,972 | 98,026 |
| 1936 | 18,313,122 | 235,000 | 220,705,751 | 2,575,283 | 21,549,000 | 3,849,739 | 155,177 | 792,508 | 9,007,535 | 76,451 |
| 1937 | (Figures subject to revision.) | | | 3,033,000 | 34,916,000 | | | | | |

(a) Licenses to occupy Crown Lands first issued in 1848; the records prior to 1856 are not obtainable.
 b 30th June. (c) Season ended last day of February of year following that shown in the first column.
 d Agricultural returns for these years are not available, though it is well known that farming was carried on from the first settlement of the colony. e Including 2,564,721 acres of Midland Railway Concessions, on which the conditions had been fulfilled. f For 18 months to 30th June, 1925. (g) From 1926 figures are to June the following year. h For 18 months ended 30th June, 1926. (i) Total wheat production recorded to 28th February, 1936—604,074,497 bushels. (j) From 1925 figures are to June the following year. (k) From 1924 as at 30th June the following year. * Information not available prior to 1908. † Not available.

Gold and Coal Production, Railways, and Savings Banks.

| Year. | Gold Production. | | Coal Production. | | State Government Railways. (a) | | | Private Railways | Savings Banks. (b) | |
|---------------------|-----------------------|-------------|------------------|------------|--------------------------------|-----------------|-------------------|------------------|---------------------------------|---|
| | Quantity, fine ounces | Value. (e) | Quantity tons. | Value. (e) | Miles open. (c) | Gross Receipts. | Working Expenses. | Miles open. (f) | Accounts open at end of period. | Amounts due to Depositors at end of period. |
| | | £ | | £ | | £ | £ | | No. | £ |
| 1870 | ... | ... | ... | ... | ... | ... | ... | ... | 895 | 13,582 |
| 1880 | ... | ... | ... | ... | 34 | 2,026 | 3,851 | 38 | 1,299 | 22,724 |
| 1890 | 20,402 | 85,664 | ... | ... | 188 | 45,113 | 51,640 | 385 | 3,014 | 34,616 |
| 1891 | 27,116 | 115,182 | ... | ... | 203 | 64,034 | 63,536 | 453 | 3,564 | 46,181 |
| 1892 | 53,272 | 226,284 | ... | ... | 203 | 94,201 | 90,654 | 453 | 4,443 | 61,900 |
| 1893 | 99,203 | 421,385 | ... | ... | d252 | d 54,668 | d 47,069 | 507 | 4,745 | 74,928 |
| 1894 | 185,299 | 787,099 | ... | ... | 321 | 140,564 | 103,972 | 572 | 6,310 | 141,320 |
| 1895 | 207,110 | 879,748 | ... | ... | 573 | 296,000 | 182,045 | 570 | 8,374 | 221,816 |
| 1896 | 251,619 | 1,038,808 | ... | ... | 588 | 529,616 | 263,704 | 391 | 16,160 | 460,611 |
| 1897 | 603,846 | 2,564,977 | ... | ... | 970 | 915,483 | 577,655 | 391 | 26,317 | 856,084 |
| 1898 | 939,489 | 3,990,698 | 3,508 | 1,761 | 993 | 1,019,677 | 786,313 | 495 | 29,791 | 1,072,058 |
| 1899 | 1,470,605 | 6,246,732 | 54,336 | 25,951 | 1,355 | 1,004,620 | 712,329 | 526 | 29,371 | 1,116,178 |
| 1900 | 1,414,311 | 6,007,611 | 118,410 | 54,835 | 1,355 | 1,259,312 | 861,470 | 623 | 33,646 | 1,299,144 |
| 1901 | 1,703,417 | 7,235,653 | 117,836 | 68,561 | 1,355 | 1,353,704 | 1,014,920 | 629 | 39,318 | 1,618,359 |
| 1902 | 1,871,037 | 7,947,661 | 140,884 | 86,188 | 1,360 | 1,521,429 | 1,256,370 | 629 | 45,108 | 1,988,082 |
| 1903 | 2,064,801 | 8,770,719 | 133,427 | 69,126 | 1,516 | 1,553,485 | 1,247,873 | 627 | 48,008 | 1,988,624 |
| 1904 | 1,983,230 | 8,424,226 | 138,550 | 67,174 | 1,541 | 1,585,084 | 1,179,624 | 625 | 54,873 | 2,079,763 |
| 1905 | 1,955,316 | 8,305,654 | 127,964 | 55,312 | 1,605 | 1,610,129 | 1,256,003 | 694 | 59,764 | 2,207,296 |
| 1906 | 1,794,547 | 7,622,749 | 149,755 | 57,998 | 1,612 | 1,634,444 | 1,201,753 | 743 | 63,573 | 2,316,101 |
| 1907 | 1,697,554 | 7,210,749 | 142,373 | 55,159 | 1,764 | 1,537,333 | 1,135,907 | 765 | 66,737 | 2,633,135 |
| 1908 | 1,647,911 | 6,999,882 | 175,248 | 75,694 | 1,943 | 1,501,925 | 1,007,732 | 798 | 70,340 | 2,881,189 |
| 1909 | 1,595,269 | 6,776,274 | 214,302 | 90,965 | 2,045 | 1,508,436 | 973,371 | 842 | 75,852 | 3,055,575 |
| 1910 | 1,470,632 | 6,246,848 | 262,166 | 113,699 | 2,145 | 1,637,334 | 1,096,908 | 902 | 84,262 | 3,477,708 |
| 1911 | 1,370,867 | 5,823,075 | 249,899 | 111,154 | 2,376 | 1,844,419 | 1,216,477 | 948 | 97,147 | 4,038,800 |
| 1912 | 1,282,658 | 5,448,385 | 295,079 | 135,857 | 2,598 | 1,884,604 | 1,343,977 | 981 | 108,622 | 4,430,398 |
| 1913 | 1,314,043 | 5,531,701 | 313,818 | 153,614 | 2,854 | 2,037,853 | 1,506,600 | 952 | 121,201 | 4,675,097 |
| 1914 | 1,232,977 | 5,237,353 | 319,210 | 148,684 | 2,967 | 2,257,011 | 1,572,008 | 960 | 134,510 | 4,925,454 |
| 1915 | 1,210,112 | 5,140,228 | 286,666 | 137,859 | 3,332 | 2,058,244 | 1,497,826 | 976 | 144,777 | 5,142,291 |
| 1916 | 1,061,398 | 4,508,532 | 301,526 | 147,823 | 3,332 | 2,088,110 | 1,511,655 | 993 | 156,458 | 5,333,463 |
| 1917 | 970,317 | 4,121,645 | 326,550 | 191,822 | 3,425 | 1,877,382 | 1,448,451 | 1,010 | 171,207 | 5,841,611 |
| 1918 | 876,511 | 3,723,183 | 337,039 | 204,319 | 3,491 | 1,816,398 | 1,451,334 | 983 | 182,140 | 6,290,028 |
| 1919 | 734,066 | 3,748,882 | 401,713 | 260,355 | 3,539 | 1,872,897 | 1,567,591 | 998 | 196,584 | 7,002,474 |
| 1920 | 617,842 | 3,475,392 | 462,021 | 350,346 | 3,539 | 2,291,876 | 2,000,473 | 818 | 211,415 | 7,257,840 |
| 1921 | 553,731 | 2,953,693 | 468,817 | 407,117 | 3,539 | 2,720,032 | 2,422,004 | 895 | 226,468 | 7,716,529 |
| 1922 | 538,246 | 2,525,811 | 438,443 | 381,555 | 3,539 | 2,827,856 | 2,323,843 | 878 | 237,505 | 7,759,317 |
| 1923 | 504,512 | 2,232,186 | 420,714 | 368,949 | 3,555 | 2,915,985 | 2,210,348 | 865 | 250,214 | 8,033,420 |
| 1924 | 485,035 | 2,253,927 | 421,864 | 363,255 | 3,629 | 3,227,371 | 2,297,980 | 812 | 264,842 | 8,218,147 |
| 1925 | 441,252 | 1,874,320 | 437,461 | 363,203 | 3,733 | 3,459,501 | 2,355,087 | 860 | 277,701 | 8,308,934 |
| 1926 | 437,343 | 1,857,716 | 474,819 | 394,400 | 3,865 | 3,337,292 | 2,509,049 | 884 | 292,353 | 8,969,824 |
| 1927 | 408,352 | 1,734,571 | 501,505 | 407,967 | 3,918 | 3,607,989 | 2,685,693 | 872 | 309,176 | 9,694,396 |
| 1928 | 393,408 | 1,671,093 | 528,420 | 420,145 | 3,977 | 3,858,051 | 2,910,811 | 838 | 330,284 | 10,645,373 |
| 1929 | 377,176 | 1,602,142 | 544,720 | 426,706 | 4,079 | 3,799,764 | 3,055,446 | 842 | 350,046 | 11,609,190 |
| 1930 | 417,518 | 1,864,442 | 501,423 | 384,758 | 4,111 | 3,659,203 | 3,112,895 | 847 | 367,665 | 11,728,617 |
| 1931 | 510,572 | 2,998,137 | 432,400 | 336,178 | 4,181 | 3,198,913 | 2,610,839 | 826 | 371,662 | 10,867,422 |
| 1932 | 605,561 | 4,403,642 | 415,720 | 270,630 | 4,235 | 2,922,385 | 2,123,281 | 830 | 206,997 | 10,217,739 |
| 1933 | 637,207 | 4,866,254 | 458,398 | 289,806 | 4,338 | 2,932,140 | 2,111,588 | 845 | 194,065 | 10,064,464 |
| 1934 | 651,338 | 5,558,873 | 500,343 | 278,704 | 4,360 | 2,919,315 | 2,186,506 | 854 | 192,915 | 10,398,972 |
| 1935 | 649,049 | 5,702,149 | 537,188 | 318,013 | 4,359 | 3,311,839 | 2,382,744 | 859 | 197,611 | 10,929,010 |
| 1936 | 846,208 | 7,373,539 | 565,075 | 331,565 | 4,358 | 3,446,161 | 2,488,117 | 830 | 208,990 | 11,517,220 |
| 1937 | 1,000,647 | 8,743,755 | 553,509 | 340,444 | 4,357 | 3,462,037 | 2,620,093 | 873 | 217,247 | 11,834,794 |
| Total for all years | 43,205,548 | 205,056,038 | 13,272,499 | 8,767,652 | ... | 96,650,694 | 72,942,295 | ... | ... | ... |

(a) From 1894 the year is that ending on 30th June. (b) The figures for 1893 and subsequent years are for the year ended 30th June, and include the operations of the Commonwealth Savings Bank from the time of its inception in January, 1913. In November, 1931, the State Savings Bank was absorbed by the Commonwealth institution. (c) Exclusive of lines used by the State Sawmills Department, which in 1937 totalled 93 miles. (d) Half-year ended 30th June. (e) Australian Currency, includes exchange premium 1919 to 1924, £2,589,602, and 1930 to 1937, £18,440,972. (f) Including length of lines open for general and passenger traffic, which in 1937 was 277 miles.

Shipping, Imports and Exports, and Wool, and Raw Gold Exports.

| Year. (d) | Shipping. | | | | Imports. (g) | Exports. | Wool Exports. (Greasy and scoured.) | | (e) Uncoined Gold Exported. Value. (f) |
|-------------------------|-----------|-----------|------------|-----------|-----------------|-------------|--|------------|---|
| | Inward. | | * Outward. | | | | Quantity. | Value. | |
| | Ships. | Tons. | Ships. | Tons. | | | | | |
| | No. | No. | No. | No. | £ | £ | lbs. | £ | £ |
| 1829 ... | 18 | 5,209 | 18 | 5,209 | 50,284 | a | ... | ... | ... |
| 1830 ... | 39 | 11,601 | 39 | 11,601 | 114,177 | a | ... | ... | ... |
| 1840 ... | 137 | 89,850 | 137 | 89,850 | b | b | 50,000 | 2,500 | ... |
| 1850 ... | 64 | 15,988 | 67 | 14,748 | 52,351 | 22,135 | 309,640 | 15,482 | ... |
| 1860 ... | 109 | 54,564 | 126 | 62,615 | 169,075 | 89,247 | 656,815 | 49,261 | ... |
| 1870 ... | 127 | 65,716 | 131 | 67,780 | 213,259 | 200,985 | 1,787,812 | 89,390 | ... |
| 1880 ... | 165 | 123,985 | 168 | 126,444 | 358,669 | 499,183 | 4,342,606 | 271,412 | ... |
| 1890 ... | 281 | 484,534 | 267 | 420,827 | 874,447 | 671,813 | 6,969,380 | 261,352 | 86,663 |
| 1891 ... | 310 | 533,433 | 288 | 512,122 | 1,290,098 | 799,466 | 8,783,073 | 329,365 | 115,182 |
| 1892 ... | 356 | 572,090 | 320 | 552,475 | 1,391,109 | 882,148 | 8,712,080 | 326,703 | 226,282 |
| 1893 ... | 293 | 539,953 | 288 | 531,465 | 1,494,488 | 918,147 | 10,742,348 | 244,972 | 421,836 |
| 1894 ... | 372 | 675,775 | 349 | 653,303 | 2,114,414 | 1,251,406 | 9,432,878 | 232,201 | 787,098 |
| 1895 ... | 485 | 814,368 | 439 | 764,185 | 3,774,961 | 1,332,554 | 8,290,805 | 183,510 | 879,749 |
| 1896 ... | 768 | 1,105,907 | 683 | 1,030,471 | 6,498,557 | 1,650,226 | 10,995,659 | 267,506 | 1,068,807 |
| 1897 ... | 721 | 1,196,780 | 707 | 1,181,072 | 6,418,565 | 3,940,098 | 12,374,881 | 295,646 | 2,564,977 |
| 1898 ... | 633 | 1,199,894 | 631 | 1,189,732 | 5,241,965 | 4,960,006 | 10,126,306 | 287,731 | 3,990,698 |
| 1899 ... | 685 | 1,333,052 | 668 | 1,305,596 | 4,473,532 | 6,985,642 | 9,948,147 | 423,296 | 5,451,638 |
| 1900 ... | 769 | 1,625,696 | 747 | 1,606,332 | 5,962,178 | 6,852,054 | 9,094,743 | 270,718 | 3,799,116 |
| 1901 ... | 884 | 1,842,236 | 901 | 1,872,027 | 6,454,171 | 8,515,623 | 13,578,963 | 378,135 | 3,941,797 |
| 1902 ... | 783 | 1,671,169 | 765 | 1,696,905 | 7,218,352 | 9,051,358 | 12,932,271 | 458,078 | 3,318,958 |
| 1903 ... | 708 | 1,673,154 | 703 | 1,662,741 | 6,769,922 | 10,324,732 | 12,907,065 | 443,743 | 4,061,787 |
| 1904 ... | 451 | 1,773,832 | 655 | 1,777,186 | 6,672,480 | 10,271,489 | 12,213,685 | 419,395 | 3,965,095 |
| 1905 ... | 662 | 1,839,227 | 656 | 1,828,256 | 6,481,874 | 9,871,019 | 17,383,088 | 594,872 | 3,800,402 |
| 1906 ... | 607 | 1,787,712 | 609 | 1,792,176 | 6,820,933 | 9,832,679 | 15,041,604 | 603,050 | 2,935,192 |
| 1907 ... | 612 | 1,778,594 | 597 | 1,760,338 | 6,522,998 | 9,904,860 | 20,210,233 | 812,088 | 2,275,862 |
| 1908 ... | 588 | 1,819,492 | 592 | 1,816,805 | 6,178,197 | 9,518,020 | 20,743,045 | 637,008 | 2,674,020 |
| 1909 ... | 652 | 2,067,286 | 650 | 2,054,189 | 6,406,960 | 8,880,494 | 27,144,579 | 1,013,180 | 2,217,358 |
| 1910 ... | 733 | 2,372,303 | 726 | 2,372,260 | 7,908,386 | 8,299,781 | 26,197,209 | 966,870 | 1,467,413 |
| 1911 ... | 778 | 2,559,670 | 781 | 2,566,090 | 8,645,938 | 10,606,863 | 25,157,193 | 925,450 | 1,358,177 |
| 1912 ... | 780 | 2,621,787 | 765 | 2,614,127 | 9,550,457 | 8,941,008 | 28,127,100 | 1,035,666 | 1,194,199 |
| 1913 ... | 879 | 3,032,521 | 873 | 3,022,956 | 9,892,705 | 9,128,607 | 25,732,349 | 976,818 | 892,222 |
| 1914 ... | 527 | 1,798,007 | 527 | 1,794,070 | 4,683,941 | 5,209,548 | 4,881,070 | 277,171 | 277,171 |
| 1915 ... | 650 | 2,366,855 | 655 | 2,364,122 | 8,301,280 | 5,352,140 | 24,004,807 | 817,630 | 448,990 |
| 1916 ... | 685 | 2,491,537 | 689 | 2,492,875 | 8,983,000 | 8,040,484 | 29,103,454 | 1,273,133 | 856,198 |
| 1917 ... | 728 | 2,548,339 | 731 | 2,557,968 | 9,385,010 | 14,633,027 | 24,405,283 | 1,420,291 | 58,500 |
| 1918 ... | 312 | 1,094,000 | 315 | 1,102,295 | 7,649,233 | 5,807,335 | 10,632,022 | 535,810 | 62,703 |
| 1919 ... | 637 | 2,122,439 | 636 | 2,111,894 | 7,977,450 | 10,922,675 | 29,644,556 | 1,952,141 | 40,562 |
| 1920 ... | 730 | 2,660,440 | 729 | 2,659,302 | 12,368,331 | 16,068,790 | 59,600,535 | 3,937,106 | 276,603 |
| 1921 ... | 795 | 2,843,470 | 789 | 2,825,586 | 14,839,241 | 12,258,639 | 43,171,397 | 2,388,119 | 28,905 |
| 1922 ... | 877 | 3,239,392 | 874 | 3,231,366 | 12,037,779 | 13,628,883 | 58,692,593 | 3,202,145 | 33,658 |
| 1923 ... | 708 | 3,166,116 | 709 | 3,087,946 | 13,777,079 | 11,105,220 | 41,923,043 | 3,232,596 | 27,607 |
| 1924 ... | 673 | 3,097,396 | 673 | 3,101,166 | 14,344,145 | 14,123,289 | 43,875,108 | 4,287,152 | 404,836 |
| 1925 ... | 807 | 3,666,226 | 805 | 3,657,529 | 16,074,035 | 14,664,548 | 35,015,746 | 3,736,300 | 171,689 |
| 1926 ... | 694 | 3,268,883 | 685 | 3,256,132 | 16,462,572 | 14,581,657 | 49,689,088 | 3,527,895 | 207,329 |
| 1927 ... | 796 | 3,763,957 | 799 | 3,796,564 | 18,376,063 | 15,151,959 | 53,787,555 | 3,518,313 | 367,429 |
| 1928 ... | 792 | 3,795,310 | 812 | 3,806,078 | 18,287,633 | 18,240,775 | 61,244,631 | 4,962,916 | 75,287 |
| 1929 ... | 783 | 3,688,802 | 808 | 3,674,298 | 20,053,772 | 17,185,954 | 57,046,934 | 3,910,886 | 51,633 |
| 1930 ... | 798 | 3,955,079 | 794 | 3,932,476 | 18,781,656 | 17,769,529 | 62,802,493 | 2,779,113 | 11,012 |
| 1931 ... | 741 | 3,687,357 | 742 | 3,686,229 | 11,401,852 | 17,975,502 | 70,783,133 | 2,886,538 | 5,834 |
| 1932 ... | 698 | 3,555,403 | 694 | 3,530,279 | 11,389,900 | 16,296,086 | 66,556,796 | 2,345,570 | 3,673,297 |
| 1933 ... | 687 | 3,549,604 | 691 | 3,563,679 | 13,140,922 | 15,587,412 | 70,887,132 | 2,553,592 | 4,694,097 |
| 1934 ... | 683 | 3,564,705 | 683 | 3,567,884 | 13,721,407 | 17,291,577 | 72,725,721 | 4,810,846 | 5,320,885 |
| 1935 ... | 724 | 3,757,174 | 730 | 3,775,162 | 15,246,718 | 16,879,163 | 84,001,538 | 3,413,559 | 5,160,409 |
| 1936 ... | 729 | 3,827,038 | 725 | 3,831,105 | 17,380,382 | 18,891,679 | 81,569,394 | 4,671,736 | 6,726,046 |
| 1937 ... | 753 | 3,729,523 | 761 | 3,753,586 | 19,442,750 | 20,991,133 | 60,771,921 | 4,164,433 | 7,949,431 |
| Total for all years ... | 38,920 | ... | 38,616 | ... | 472,167,379 | 503,054,179 | 1,656,874,379 | 87,884,972 | 89,396,432 |

* Records of Outward Shipping for several years are not available, and for such years, therefore, the same figures are shown as for Inward Shipping. a The exports up to the year 1834 consisted only of supplies to shipping, of which no record was kept. b No records obtainable. c Six months ended 30th June. (d) From 1915, year ended 30th June. (e) For total Gold production see page 6. (f) Australian Currency. Includes Exchange premium 1920-1924 and 1930 to date. (g) Imports since 1931 are shown in approximate terms of Australian Currency and so include exchange paid on Oversea Imports.

Exports of certain Articles, the Produce of the State.

| Year. (c) | Lead (Pig Lead Ore, etc.). | Copper (Ingot, Ore, etc). | Tin (Ingot, Ore, etc.) | Timber. | | Hides. | Skins. | Sandalwood. | |
|-------------------------|----------------------------------|---------------------------------|---------------------------|---------------|------------|------------|---------|-------------|---------|
| | Value. | Value. | Value. | Loads. (d) | Value. | Value. | Value. | Tons. | Value. |
| | £ | £ | £ | | £ | £ | £ | | £ |
| 1836 (e) ... | ... | ... | ... | 200 | 2,500 | ... | (a) 600 | ... | ... |
| 1840 (f) ... | ... | ... | ... | ... | ... | ... | ... | ... | ... |
| 1850 ... | 55 | ... | ... | 210 | 1,048 | ... | 329 | ... | ... |
| 1860 ... | 985 | 8,021 | ... | 1,096 | 4,932 | ... | 56 | 1,687 | 16,360 |
| 1870 ... | 14,514 | 90 | ... | 3,144 | 17,551 | ... | 195 | 6,112 | 48,890 |
| 1880 ... | 15,457 | 120 | ... | 13,251 | 66,252 | 826 | 2,947 | 5,197 | 51,970 |
| 1890 ... | 2,135 | 136 | 5,400 | 23,444 | 82,052 | 196 | 24,207 | 5,136 | 51,355 |
| 1891 ... | 250 | 4,462 | 10,200 | 25,479 | 89,179 | 186 | 39,248 | 3,760 | 37,600 |
| 1892 ... | 150 | 8,696 | 13,843 | 21,653 | 78,419 | 240 | 36,657 | 5,716 | 42,370 |
| 1893 ... | ... | 606 | 11,134 | 10,259 | 33,888 | 294 | 23,975 | 3,893 | 32,160 |
| 1894 ... | ... | ... | 15,274 | 21,274 | 74,804 | 103 | 14,775 | 2,784 | 23,340 |
| 1895 ... | ... | 12,952 | 9,703 | 25,105 | 88,146 | 353 | 18,588 | 3,851 | 30,363 |
| 1896 ... | ... | 100 | 4,338 | 30,912 | 116,420 | 458 | 18,111 | 6,848 | 65,800 |
| 1897 ... | 15 | 1,033 | 3,275 | 47,866 | 192,451 | 9,965 | 28,031 | 5,852 | 49,480 |
| 1898 ... | 33 | 4,283 | 2,760 | 81,723 | 326,195 | 15,681 | 44,445 | 4,949 | 31,312 |
| 1899 ... | 1,173 | 41,452 | 23,163 | 183,271 | 553,198 | 20,983 | 61,998 | 4,084 | 29,719 |
| 1900 ... | 242 | 39,937 | 57,050 | 114,508 | 458,461 | 20,803 | 54,099 | 5,095 | 39,038 |
| 1901 ... | ... | 110,769 | 52,102 | 143,012 | 572,354 | 22,337 | 64,222 | 8,864 | 73,931 |
| 1902 ... | ... | 12,904 | 39,398 | 125,135 | 500,533 | 24,082 | 87,374 | 7,995 | 61,771 |
| 1903 ... | ... | 37,515 | 52,133 | 154,969 | 619,705 | 24,878 | 103,747 | 4,406 | 37,913 |
| 1904 ... | ... | 7,859 | 43,273 | 161,446 | 654,949 | 24,204 | 102,068 | 4,510 | 25,417 |
| 1905 ... | ... | 65,251 | 49,779 | 174,190 | 639,943 | 25,197 | 143,083 | 5,521 | 38,317 |
| 1906 ... | ... | 36,529 | 147,380 | 176,614 | 708,993 | 25,846 | 159,854 | 8,848 | 70,958 |
| 1907 ... | ... | 203,371 | 166,131 | 128,191 | 511,923 | 28,055 | 158,623 | 9,212 | 65,999 |
| 1908 ... | ... | 57,031 | 85,595 | 197,390 | 813,591 | 25,443 | 112,468 | 9,564 | 76,668 |
| 1909 ... | 34 | 104,641 | 62,939 | 216,609 | 367,419 | 27,362 | 170,233 | 4,805 | 37,456 |
| 1910 ... | 1,433 | 95,394 | 46,261 | 241,432 | 972,698 | 35,788 | 205,436 | 8,225 | 70,775 |
| 1911 ... | 15,002 | 78,118 | 55,220 | 248,990 | 936,341 | 39,065 | 134,275 | 6,907 | 65,506 |
| 1912 ... | 22,270 | 59,824 | 79,738 | 225,942 | 908,396 | 42,800 | 139,685 | 3,154 | 27,533 |
| 1913 ... | 59,002 | 142,363 | 72,142 | 272,397 | 1,039,431 | 59,407 | 197,010 | 6,260 | 47,589 |
| 1914 (b) ... | 28,631 | 5,339 | 24,823 | 125,595 | 502,153 | 25,485 | 79,990 | 4,702 | 39,800 |
| 1915 ... | 46,370 | 69,286 | 25,665 | 199,370 | 808,392 | 33,811 | 116,120 | 8,375 | 78,926 |
| 1916 ... | 18,249 | 67,082 | 46,183 | 108,646 | 442,014 | 86,781 | 165,041 | 6,270 | 61,381 |
| 1917 ... | 5,891 | 86,382 | 58,519 | 74,332 | 310,893 | 57,339 | 164,667 | 7,230 | 72,669 |
| 1918 ... | 119,876 | 60,412 | 55,132 | 68,892 | 274,230 | 53,486 | 150,252 | 6,604 | 81,334 |
| 1919 ... | 116,236 | 35,145 | 55,850 | 82,716 | 332,930 | 30,580 | 241,371 | 8,998 | 117,072 |
| 1920 ... | 84,562 | 13,738 | 64,401 | 101,307 | 465,734 | 51,234 | 571,795 | 14,355 | 240,579 |
| 1921 ... | 117,609 | 30,652 | 20,690 | 197,824 | 1,137,223 | 19,116 | 360,558 | 10,839 | 181,801 |
| 1922 ... | 27,616 | 15,883 | 5,087 | 166,144 | 1,040,649 | 54,607 | 310,542 | 3,990 | 54,766 |
| 1923 ... | 73,199 | 51,245 | 9,080 | 152,224 | 997,454 | 52,624 | 493,353 | 7,623 | 102,912 |
| 1924 ... | 54,912 | 55,518 | 13,770 | 222,780 | 1,367,713 | 50,275 | 469,973 | 14,081 | 348,713 |
| 1925 ... | 93,935 | 31,804 | 14,635 | 236,886 | 1,477,997 | 55,066 | 422,431 | 6,243 | 186,775 |
| 1926 ... | 92,649 | 2,659 | 11,740 | 240,028 | 1,522,958 | 37,390 | 403,913 | 7,771 | 238,203 |
| 1927 ... | 54,755 | 73 | 13,987 | 282,225 | 1,655,692 | 46,350 | 329,654 | 6,821 | 199,754 |
| 1928 ... | 3,923 | 391 | 12,193 | 207,686 | 1,265,321 | 75,428 | 477,716 | 4,829 | 147,428 |
| 1929 ... | 5,315 | 1,264 | 14,889 | 152,704 | 969,435 | 81,865 | 468,439 | 7,582 | 225,208 |
| 1930 ... | 9,736 | 499 | 14,612 | 130,830 | 808,154 | 43,653 | 325,436 | 714 | 22,228 |
| 1931 ... | 1,375 | ... | 5,173 | 81,969 | 503,696 | 52,311 | 217,348 | 1,606 | 43,790 |
| 1932 ... | 400 | ... | 3,079 | 60,623 | 357,953 | 29,373 | 188,186 | 1,386 | 40,546 |
| 1933 ... | 32 | 5,750 | 3,407 | 43,889 | 258,510 | 32,974 | 206,954 | 3,068 | 88,846 |
| 1934 ... | 116 | ... | 5,543 | 80,540 | 484,241 | 38,787 | 346,578 | 2,508 | 75,424 |
| 1935 ... | 25 | ... | 8,454 | 105,352 | 631,228 | 40,186 | 279,613 | 2,223 | 66,474 |
| 1936 ... | ... | ... | 9,051 | 111,062 | 675,932 | 53,054 | 477,221 | 1,593 | 44,916 |
| 1937 ... | ... | ... | 7,846 | 113,475 | 699,613 | 76,054 | 495,480 | 2,513 | 75,670 |
| Total for all years ... | 1,431,466 | 1,790,289 | 1,640,200 | 6,531,092 | 31,988,506 | 11,681,881 | 421,113 | 5,211,069 | |

(a) Seal Skins (b) Six months ended 30th June. (c) From 1915, year ended 30th June. (d) For the years 1906 to 1921 approximate figures only. (e) See note a on page 7. (f) No records obtainable.

Exports of certain Articles, the Produce of the State—continued.

| Year. (c) | Bark, Tanning. | Wheat. | Potatoes. | Flour. | Fresh Fruit. | Horses. | Cattle. | Sheep. | Pearl Shell. | Pearls. (a) |
|---------------------|-------------------|------------|-----------|------------|-----------------|---------|---------|---------|-----------------|----------------|
| | Value. | Value. | Value. | Value. | Value. | Value. | Value | Value. | Value. | Value. |
| | £ | £ | £ | £ | £ | £ | £ | £ | £ | £ |
| 1850 | ... | ... | 96 | ... | ... | 484 | 24 | 118 | ... | ... |
| 1860 | ... | 10 | 630 | 220 | ... | 600 | ... | 2,200 | ... | ... |
| 1870 | ... | ... | 172 | ... | ... | 4,544 | ... | 240 | 9,431 | 50 |
| 1880 | ... | 3,850 | ... | 1,231 | ... | 8,975 | ... | 102 | 39,710 | 12,000 |
| 1890 | ... | ... | ... | ... | ... | 5,502 | 483 | 831 | 86,203 | 40,000 |
| 1891 | ... | ... | ... | ... | ... | 1,476 | 231 | 1,289 | 100,527 | 40,000 |
| 1892 | ... | ... | ... | ... | 1 | 2,450 | 178 | 160 | 79,259 | 40,000 |
| 1893 | ... | ... | ... | ... | 1 | 780 | 125 | 536 | 59,254 | 30,000 |
| 1894 | ... | ... | ... | ... | 18 | 285 | ... | 520 | 37,805 | 25,000 |
| 1895 | ... | ... | ... | ... | 1 | 958 | ... | ... | 27,298 | 20,000 |
| 1896 | ... | ... | ... | ... | 11 | 360 | ... | 364 | 30,213 | 20,000 |
| 1897 | ... | ... | ... | ... | ... | 2,047 | ... | 1,188 | 40,253 | 20,000 |
| 1898 | ... | ... | ... | ... | 1 | 1,947 | 1,102 | 105 | 78,784 | 20,000 |
| 1899 | ... | ... | 426 | 193 | 124 | 867 | 1,239 | 470 | 90,647 | 20,000 |
| 1900 | ... | 181 | 649 | 400 | 414 | 7,462 | 18 | 1,039 | 86,513 | 20,000 |
| 1901 | ... | 21 | 699 | 413 | 682 | 7,675 | 10 | 1,954 | 105,730 | 25,000 |
| 1902 | ... | ... | 148 | ... | 20 | 1,105 | 10,836 | 2,328 | 138,689 | 40,000 |
| 1903 | 859 | ... | 20 | ... | 15 | 145 | ... | 65 | 174,322 | 50,000 |
| 1904 | 32,876 | 1,580 | 6 | 41 | 12 | 3,008 | ... | 922 | 124,605 | 40,000 |
| 1905 | 154,087 | 7,973 | 80 | 877 | 121 | 310 | 100 | 1,313 | 146,832 | 123,324 |
| 1906 | 140,720 | 7 | 388 | 199 | 238 | 4,130 | 113 | 931 | 142,682 | 112,500 |
| 1907 | 98,773 | 96,675 | 169 | 34,565 | 925 | 7,448 | 600 | 42 | 169,815 | 100,000 |
| 1908 | 79,934 | 45,005 | 448 | 5,066 | 2,262 | 145 | 315 | 155 | 190,741 | 100,000 |
| 1909 | 59,633 | 129,025 | 941 | 10,680 | 2,157 | 2,073 | 117 | 436 | 174,960 | 100,000 |
| 1910 | 93,733 | 406,326 | 709 | 25,427 | 5,506 | 5,636 | 7,845 | 4,363 | 246,068 | 102,843 |
| 1911 | 83,470 | 336,922 | 844 | 54,565 | 16,103 | 1,869 | 33,283 | 8,441 | 240,764 | 100,000 |
| 1912 | 49,094 | 100,148 | 7,356 | 121,730 | 33,396 | 8,430 | 51,358 | 11,076 | 421,609 | 100,000 |
| 1913 | 47,377 | 763,798 | 2,162 | 239,840 | 32,274 | 4,005 | 72,950 | 15,430 | 274,724 | 100,005 |
| 1914 (b) | 18,197 | 1,313,856 | 960 | 158,011 | 68,280 | 230 | 29,677 | 3,111 | 85,922 | 50,048 |
| 1915 | 6,127 | 10 | 2,806 | 26,630 | 46,417 | 225 | 37,468 | 5,676 | 161,389 | 16,666 |
| 1916 | 10,208 | 1,023,362 | 10,352 | 213,991 | 22,236 | 2,210 | 70,845 | 4,359 | 158,597 | 4,000 |
| 1917 | 18,959 | 1,619,630 | 3,848 | 424,362 | 82,014 | 2,210 | 22,533 | 2,016 | 196,977 | 11,509 |
| 1918 | 16,886 | 437,709 | 2,107 | 693,577 | 35,689 | 937 | 88,597 | 14,590 | 143,779 | 30,271 |
| 1919 | 18,875 | 399,979 | 7,027 | 1,291,263 | 57,021 | 6,520 | 9,016 | 21,948 | 117,816 | 58,309 |
| 1920 | 22,121 | 2,541,698 | 34,934 | 2,526,620 | 150,087 | 5,113 | 36,517 | 13,839 | 335,283 | 96,542 |
| 1921 | 23,073 | 2,930,179 | 8,583 | 1,075,037 | 121,335 | 3,704 | 21,907 | 11,510 | 234,936 | 45,589 |
| 1922 | 13,328 | 3,037,997 | 8,533 | 1,024,632 | 176,104 | 5,206 | 47,917 | 34,766 | 253,779 | 27,321 |
| 1923 | 21,161 | 1,471,100 | 23,075 | 670,909 | 237,940 | 4,082 | 59,065 | 22,474 | 214,534 | 38,044 |
| 1924 | 29,606 | 2,542,626 | 53,989 | 824,743 | 188,947 | 2,105 | 30,170 | 19,772 | 243,680 | 93,669 |
| 1925 | 40,130 | 5,158,920 | 6,547 | 968,501 | 246,535 | 1,929 | 2,255 | 3,976 | 234,349 | 51,213 |
| 1926 | 15,056 | 4,166,714 | 28,549 | 1,294,311 | 232,149 | 835 | 14,848 | 15,635 | 232,647 | 56,786 |
| 1927 | 15,818 | 4,667,095 | 29,528 | 1,161,324 | 334,272 | 410 | 16,199 | 24,922 | 212,337 | 43,414 |
| 1928 | 27,662 | 6,994,528 | 10,489 | 1,008,168 | 191,915 | 1,420 | 34,917 | 29,102 | 166,065 | 20,064 |
| 1929 | 35,850 | 6,692,046 | 20,938 | 892,323 | 533,354 | 835 | 18,959 | 25,753 | 172,376 | 11,409 |
| 1930 | 40,628 | 6,129,218 | 81,070 | 770,177 | 156,194 | 535 | 343 | 22,963 | 165,700 | 12,901 |
| 1931 | 35,333 | 5,288,252 | 26,925 | 635,518 | 302,085 | 75 | 1,435 | 12,590 | 167,218 | 7,525 |
| 1932 | 42,016 | 5,323,740 | 10,457 | 580,729 | 430,738 | 1,425 | 1,394 | 13,768 | 97,237 | 6,647 |
| 1933 | 33,352 | 4,661,276 | 4,880 | 554,519 | 332,273 | 3,378 | 680 | 17,574 | 147,025 | 3,227 |
| 1934 | 20,904 | 3,417,230 | 10,853 | 392,269 | 369,515 | 3,680 | 35 | 13,024 | 97,930 | 11,137 |
| 1935 | 15,284 | 3,921,897 | 28,091 | 564,945 | 448,058 | 1,268 | 466 | 21,963 | 94,336 | 6,280 |
| 1936 | 12,237 | 2,803,358 | 63,497 | 487,353 | 501,988 | 5,670 | 501 | 23,461 | 106,948 | 7,796 |
| 1937 | 14,491 | 3,627,352 | 62,741 | 832,860 | 362,020 | 8,112 | 667 | 27,984 | 123,338 | 10,243 |
| Total for all years | 1,387,864 | 82,166,352 | 564,169 | 19,621,629 | 5,721,448 | 374,544 | 737,367 | 472,201 | 8,421,196 | 2,349,332 |

(a) Estimated Value, but from 1916 onward, actual shipment. (b) Six months ended 30th June. (c) From 1915, Year ended 30th June.

S. BENNETT,
Government Statistician.

Government Statistician's Office,
Perth, 16th March, 1938.